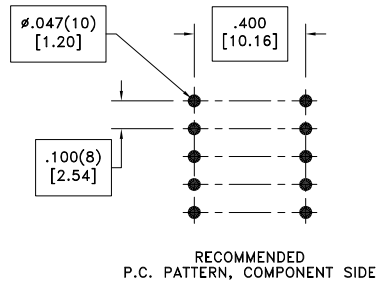
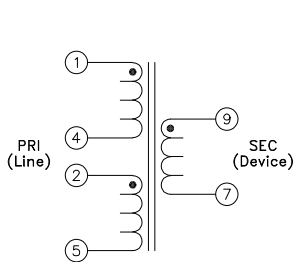
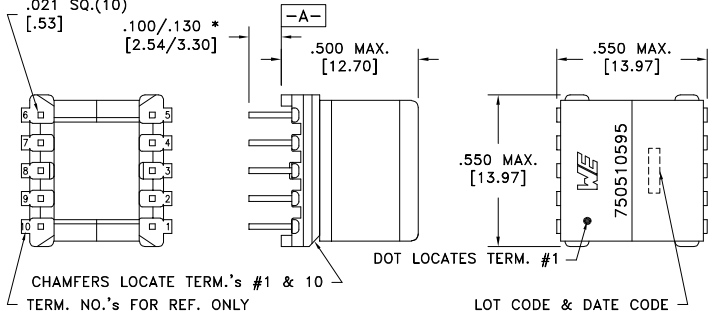


CUSTOMER TERMINAL	RoHS	LEAD(Pb)-FREE
Sn96%, Ag4%	Yes	Yes



PART MUST INSERT FULLY TO SURFACE A IN RECOMMENDED GRID * DIMENSION MAY BE EXCEEDED WITH SOLDER ONLY



ELECTRICAL SPECIFICATIONS @ 25°C unless otherwise noted:

PARAMETER	TEST CONDITIONS	VALUE
D.C. RESISTANCE	1-4 @20°C	4.80 ohms ±10%
D.C. RESISTANCE	2-5 @20°C	4.80 ohms ±10%
D.C. RESISTANCE	9-7 @20°C	0.880 ohms ±10%
INDUCTANCE	1-5 tie(2+4), 10kHz, 100mVAC, Ls	3.0mH ±10%
INDUCTANCE	1-5 tie(2+4), 100kHz, 100mVAC, 100mADC, Ls	3.0mH ±10%
LEAKAGE INDUCTANCE	1-5 tie(2+4, 7+9), 100kHz, 100mVAC, Ls	35uH max.
INTERWINDING CAPACITANCE	1-9 tie(2+4), 10kHz, 100mVAC, Cs	170pF max.
DIELECTRIC	1-9 tie(2+4), 1875VAC, 1 second	1500VAC, 1 minute
URNS RATIO	(1-5):(9-7), tie(2+4)	4.5:1, ±1%
URNS RATIO	(1-4):(2-5)	1:1, ±1%
TOTAL HARMONIC DISTORTION	3kHz, Vgen of 5Vrms, 135 ohm load, 6.7 ohm input, tie(2+4)	-86dB max.
LONGITUDINAL BALANCE ¹	5k - 400kHz	50dB min.

¹Per ITU Method (L->M).

GENERAL SPECIFICATIONS:

OPERATING TEMPERATURE RANGE: -40°C to +85°C.

Designed to comply with the following requirements as defined by IEC60950-1, EN60950-1, UL60950-1/CSA60950-1 and AS/NZS60950.1:
 - Supplementary insulation for a primary circuit at a working voltage of 250Vrms.

Wire insulation & RoHS status not affected by wire color.
 Wire insulation color may vary depending on availability.

DETAILS SUBJECT TO CHANGE

REV.	DATE	Packaging Specifications Method: Tray PKG-1292 www.we-online.com/midcom		Tolerances unless otherwise specified: Angles: ±1° Fractions: ±1/64 Decimals: ±.005 [.13] Footprint: ±.001 [.03]	DRAWING TITLE TRANSFORMER	PART NO. 750510595
6C	8/22					
6B	2/19					
6A	10/14	SEE REVISION SHEET FOR REVISION LEVEL		This drawing is dual dimensioned. Dimensions in brackets are in millimeters.	eiSos p/n: 750510595	SPECIFICATION SHEET 1 OF 1

