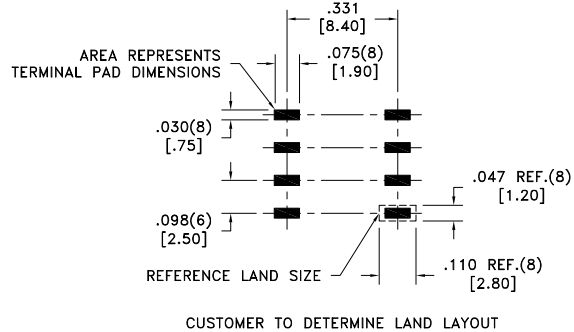
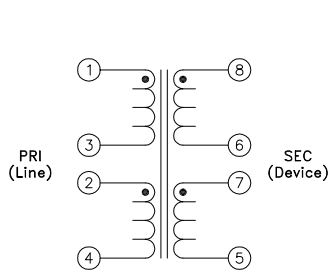
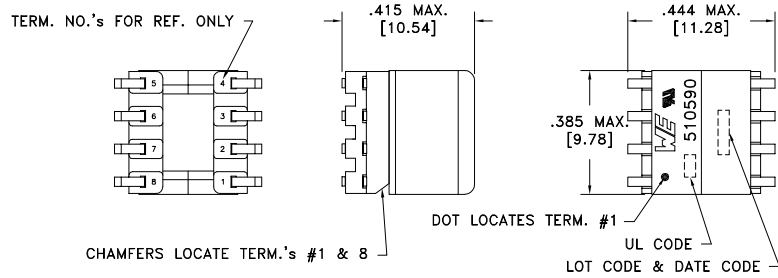


CUSTOMER TERMINAL	RoHS	LEAD(Pb)-FREE
Sn96%, Ag4%	Yes	Yes

more than you expect



ELECTRICAL SPECIFICATIONS @ 25°C unless otherwise noted:

PARAMETER	TEST CONDITIONS	VALUE
D.C. RESISTANCE	1-4 tie(2+3), @20°C	2.00 ohms max.
D.C. RESISTANCE	8-5 tie(6+7), @20°C	1.70 ohms max.
INDUCTANCE	1-4 tie(2+3), 100kHz, 100mVAC, Ls	700uH ±10%
LEAKAGE INDUCTANCE	1-4 tie(2+3, 5+6+7+8), 1MHz, 100mVAC, Ls	1400nH max.
INTERWINDING CAPACITANCE	1-8 tie(1+2+3+4, 5+6+7+8), 10kHz, 100mVAC, Cp	40pF max.
DIELECTRIC	1-8 tie(2+3, 6+7), 1875VAC, 1 second	1500VAC, 1 minute
URNS RATIO	(1-4):(8-5), tie(2+3, 6+7)	1.1:1, ±2%
URNS RATIO	(1-3):(8-6)	1.1:1, ±2%
TOTAL HARMONIC DISTORTION	25kHz, 1.59Vrms across 21 ohm load on SEC, Vgen to PRI through 100 ohm input, tie(2+3, 5+6, 7+8)	-60dB max.

GENERAL SPECIFICATIONS:

OPERATING TEMPERATURE RANGE: -40°C to +85°C.

Designed to comply with the following requirements as defined by IEC60950-1, EN60950-1, UL60950-1/CSA60950-1 and AS/NZS60950.1:

- Basic insulation for a primary circuit at a working voltage of 250Vrms.

Designed to meet K.21, 6kV (10x700usec) surge test between PRI & SEC.

Wire insulation & RoHS status not affected by wire color.
Wire insulation color may vary depending on availability.

DETAILS SUBJECT TO CHANGE

AGENCY NUMBER	
UL CODE FILE# E205930	CI

REV.	DATE	Packaging Specifications Method: Tape & Reel PKG-0808 www.we-online.com/midcom		Tolerances unless otherwise specified: Angles: ±1° Fractions: ±1/64 Decimals: ±.005 [.13] Footprint: ±.005 [.13]	DRAWING TITLE TRANSFORMER	PART NO. 750510590
6B	6/14			This drawing is dual dimensioned. Dimensions in brackets are in millimeters.	eiSos p/n: 750510590	
6A	4/14	SEE REVISION SHEET FOR REVISION LEVEL				SPECIFICATION SHEET 1 OF 1