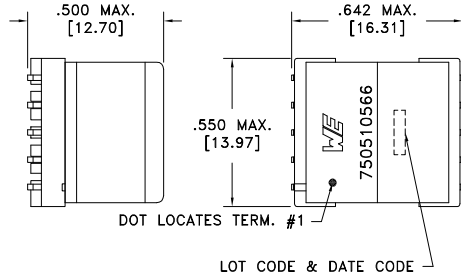
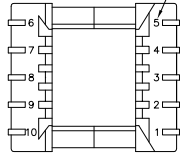


CUSTOMER TERMINAL	RoHS	LEAD(Pb)-FREE
Sn96%, Ag4%	Yes	Yes

more than you expect

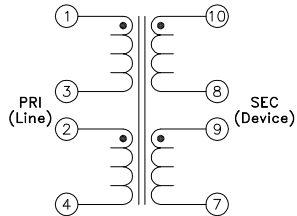


TERM. NO.'s FOR REF. ONLY

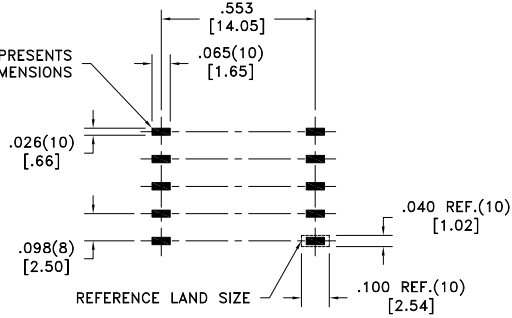


DOT LOCATES TERM. #1

LOT CODE & DATE CODE



AREA REPRESENTS TERMINAL PAD DIMENSIONS



REFERENCE LAND SIZE

CUSTOMER TO DETERMINE LAND LAYOUT

ELECTRICAL SPECIFICATIONS @ 25°C unless otherwise noted:

PARAMETER	TEST CONDITIONS	VALUE
D.C. RESISTANCE	1-4 tie(2+3), @20°C	2.00 ohms max.
D.C. RESISTANCE	10-7 tie(8+9), @20°C	1.40 ohms max.
INDUCTANCE	1-4 tie(2+3), 10kHz, 100mVAC, Ls	100uH ±7%
LEAKAGE INDUCTANCE	1-4 tie(2+3, 7+8+9+10), 1MHz, 100mVAC, Ls	950nH max.
LEAKAGE INDUCTANCE	10-7 tie(8+9, 1+2+3+4), 1MHz, 100mVAC, Ls	325nH max.
INTERWINDING CAPACITANCE	1-10 tie(2+3, 8+9), 100kHz, 100mVAC, Cs	80pF max.
DIELECTRIC	1-10 tie(2+3, 8+9), 1875VAC, 1 second	1500VAC, 1 minute
TURNS RATIO	(1-4):(10-7), tie(2+3, 8+9)	2:1, ±2%
TOTAL HARMONIC DISTORTION	100kHz, 3Vrms across PRI, 25 ohm load, 100 ohm input, tie(2+3, 8+9)	-90dB max.
LONGITUDINAL BALANCE	2.2M - 12MHz	55dB min.
	12M - 20MHz	45dB min.
	20M - 30MHz	40dB min.

GENERAL SPECIFICATIONS:

OPERATING TEMPERATURE RANGE: -40°C to +85°C.

Ⓟ Designed to meet K.21, 6kV (10 x 700usec, 5± repetitions) surge test between PRI and SEC.

Designed to comply with the following requirements as defined by IEC60950-1, EN60950-1, UL60950-1/CSA60950-1 and AS/NZS60950.1:  
 - Supplementary insulation for a primary circuit at a working voltage of 250Vrms.

Wire insulation & RoHS status not affected by wire color.  
 Wire insulation color may vary depending on availability.

DETAILS SUBJECT TO CHANGE

REV.	DATE	Packaging Specifications Method: Tape & Reel PKG-0739 www.we-online.com/midcom		Tolerances unless otherwise specified: Angles: ±1° Fractions: ±1/64 Decimals: ±.005 [.13] Footprint: ±.005 [.13]	DRAWING TITLE <b>TRANSFORMER</b>	PART NO. <b>750510566</b>
6B	2/18			This drawing is dual dimensioned. Dimensions in brackets are in millimeters.	eiSos p/n: 750510566	compliant RoHS
6A	9/14	SEE REVISION SHEET FOR REVISION LEVEL				SPECIFICATION SHEET 1 OF 1