

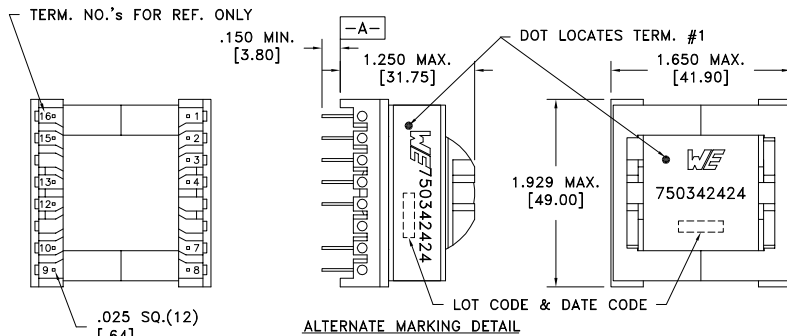
CUSTOMER TERMINAL	RoHS	LEAD(Pb)-FREE
Sn96%, Ag4%	Yes	Yes

more than you expect

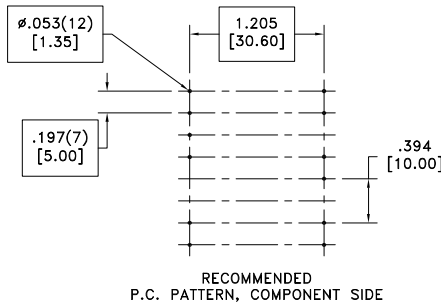
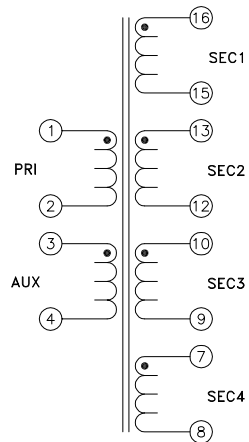


ELECTRICAL SPECIFICATIONS @ 25°C unless otherwise noted:

PARAMETER	TEST CONDITIONS	VALUE
D.C. RESISTANCE	2-1 @20°C	0.053 ohms max.
D.C. RESISTANCE	3-4 @20°C	0.053 ohms max.
D.C. RESISTANCE	7-8 @20°C	0.095 ohms max.
D.C. RESISTANCE	16-15 @20°C	0.290 ohms max.
D.C. RESISTANCE	13-12 @20°C	0.107 ohms max.
D.C. RESISTANCE	10-9 @20°C	0.101 ohms max.
INDUCTANCE	2-1 50kHz, 100mVAC, Ls	23uH ±10%
LEAKAGE INDUCTANCE	2-1 tie(3+4, 7+8+9+10+12+13+15+16), 100kHz, 100mVAC, Ls	0.45uH max.
DIELECTRIC	2-16 tie(2+3, 8+9+13+16), 3600VAC, 1 second	-
DIELECTRIC	15-13 tie(13+10+8), 1800VAC, 1 second	-
DIELECTRIC	10-13 tie(10+6), 1800VAC, 1 second	-
DIELECTRIC	10-8 1800VAC, 1 second	-
URNS RATIO	(16-15):(1-2)	1.11:1, ±2%
URNS RATIO	(16-15):(10-9)	1:1, ±2%
URNS RATIO	(16-15):(13-12)	1:1, ±2%
URNS RATIO	(16-15):(7-8)	1:1, ±2%
URNS RATIO	(16-15):(3-4)	2:1, ±2%



PART MUST INSERT FULLY TO SURFACE A IN RECOMMENDED GRID



GENERAL SPECIFICATIONS:

OPERATING TEMPERATURE RANGE: -40°C to +125°C including temp rise.

Designed to comply with the following requirements as defined by IEC61800-5-1:
- Reinforced insulation for a primary circuit at a working voltage of 25VDC.

Designed to meet 7.4kV (1.2x50usec) surge test between PRI and SEC.

Wire insulation & RoHS status not affected by wire color.
Wire insulation color may vary depending on availability.

REV.	DATE	Packaging Specifications Method: Tray PKG-0899 www.we-online.com/midcom		Tolerances unless otherwise specified: Angles: ±1° Fractions: ±1/64 Decimals: ±.005 [.13] Footprint: ±.001 [.03]	DRAWING TITLE TRANSFORMER	PART NO. 750342424
6A	10/14	SEE REVISION SHEET FOR REVISION LEVEL		This drawing is dual dimensioned. Dimensions in brackets are in millimeters.	eiSos p/n: 750342424	compliant RoHS SPECIFICATION SHEET 1 OF 1