


Nano Sim (4FF)



Micro SD




Micro Sim (3FF)



SD / SD 4.0 UHS-1



Mini Sim (2FF)



SD 4.0 UHS-2



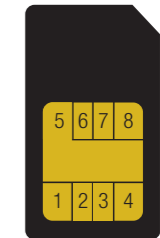
Compact Flash

Features & Benefits

- Different card entrance style
 - Header, hinge, push & pull, push & push
- Card detection
 - Card detection switch
 - Pull-down card detection compatible (standard AN10911)
- Temperature range from -40 °C up to +85 °C
 - Suitable for environmental applications (SIM)
- Ultra-High-Speed interface compatible
 - UHS-1 (SD) and UHS-2 (SD 4.0)

Pinout SIM & SD Cards

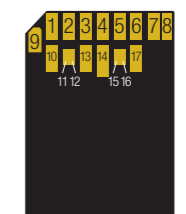

Pin Number	Signal Name	Description	Pinout			
			SIM 1	SIM 2	SIM 2 - CD1	SIM 2 - CD2
1	V _{CC}	V _{DC}	×	×	×	×
2	RESET	RESET	×	×	×	×
3	CLOCK	Clock	×	×	×	×
4	RFU	Reserved for Future Use		×	×	×
5	GND	Ground	×	×	×	×
6	V _{PP}	Programming Voltage	×	×	×	×
7	I/O	Serial Data	×	×	×	×
8	RFU	Reserved for Future Use		×	×	×
CD	Detection	Card Detection Switch			×	×
Common	Common	Ground for Card Detection Switch				×



Card type /
SIM card thickness

- Mini SIM 0.76 mm +/-0.08
- Micro SIM 0.76 mm +/-0.08
- Nano SIM 0.66 mm +/-0.08

Signal Name	Description	Pinout (SD mode)				
		μSD-1	μSD-CD	SD	SD 4.0	
		UHS-1			UHS-1	UHS-2
DATA2	Data Line 2	1	1	9	9	
CD / DAT 3	Card Detection / Data Line 3	2	2	1	1	
CMD	Command / Answer	3	3	2	2	
Vss 1	Ground			3	3	
Vdd	Power Supply	4	4	4	4	
CLK	Clock	5	5	5	5	
Vss 2	Ground	6	6	6	6	
DAT0	Data Line 0	7	7	7	7	
DAT1	Data Line 1	8	8	8	8	
CD SW1	Card Detection Switch 1		9			
CD SW2	Card Detection Switch 2		10			
CD	Card Detection Switch			CD		
WP	Wire Protection Switch			WP		
VSS3	Ground					10
DO+	Lane 0 Differential Data					11
DO-	Lane 0 Differential Data					12
VSS4	Ground					13
VDD2	Power Supply					14
D1+	Lane 1 Differential Data					15
D1-	Lane 1 Differential Data					16
VSS5	Ground					17



Visit our online catalogue for detailed
product selection:
www.we-online.com/CRD