




























































DESIGN KIT Interfaces

ESD Suppressor WE-VE  823 562 400 30 Size: 0603 C _{Ch} : 3 pF V _{CLAMP} : 180 V V _{DC} : 24 V	ESD Suppressor WE-VE ULC    823 070 500 29 Size: 0402 C _{Ch} : 0.2 pF V _{CLAMP} : 17 V V _{DC} : 5 V	TVS Diode WE-TVS  824 001 02 Size: SOT23-6L C _{Ch} : 2 pF V _{CLAMP} : 7.7 V V _{DC} : 5 V	TVS Diode WE-TVS  824 016 46 Size: MSOP-8L C _{Ch} : 0.25 pF V _{CLAMP} : 13 V V _{DC} : 5 V	TVS Diode WE-TVS    824 015 Size: SOT23-6L C _{Ch} : 2 pF V _{CLAMP} : 7.8 V V _{DC} : 5 V	Ceramic Capacitors WCAP-CSGP    885 012 206 051 Size: 0603 C: 680 nF U _R : 16 V Ceramic Type: X7R	Ceramic Capacitors WCAP-CSGP    885 012 207 077 Size: 0805 C: 680 nF U _R : 25 V Ceramic Type: X7R
Common Mode Line Filter WE-CNSW HF    744 233 590 0 Size: 0504 Z @ 100 MHz: 90 Ω R _{DC} : 0.27 Ω I _R : 500 mA	Common Mode Line Filter WE-CNSW HF    744 233 670 Size: 0805 Z @ 100 MHz: 67 Ω R _{DC} : 0.24 Ω I _R : 320 mA	Common Mode Line Filter WE-CNSW  744 232 090 Size: 1206 Z @ 100 MHz: 90 Ω R _{DC} : 0.3 Ω I _R : 370 mA	Common Mode Line Filter WE-SLM  744 242 510 Size: 6.0 x 3.3 x 3.3 Z @ 100 MHz: 800 Ω R _{DC} : 0.32 Ω I _R : 400 mA	Chip Bead Ferrite WE-CBF  742 792 60 Size: 0603 Z @ 100 MHz: 40 Ω R _{DC} : 0.15 Ω I _R : 400 mA	EMI Power Suppression Bead WE-MPSB     742 792 206 01 Size: 0805 Z @ 100 MHz: 600 Ω R _{DC} : 0.043 Ω I _R : 2100 mA	EMI Power Suppression Bead WE-MPSB    742 792 201 81 Size: 0805 Z @ 100 MHz: 180 Ω R _{DC} : 26.5 mΩ I _R : 3100 mA
USB 2.0 A Connector WE-EPLA  849 212 1 Pins: 4 I _R : 1 A V _{CC} : 5 VAC THT	USB 2.0 Type A Connector WR-COM  614 004 160 21 Pins: 4 I _R : 1 A V _{CC} : 30 VAC THT	USB 3.0 Type A Connector WR-COM   692 121 030 100 Pins: 9 I _R : 0.25 A V _{CC} : 30 VAC THT	USB 2.0 Type B Connector WR-COM  614 004 161 21 Pins: 4 I _R : 1 A V _{CC} : 30 VAC THT	USB 3.0 Type B Connector WR-COM   692 221 030 100 Pins: 9 I _R : 0.25 A V _{CC} : 30 VAC THT	RJ45 Modular Jack WR-COM  615 008 142 21 Pins: 8 I _R : 1.5 A V _{CC} : 120 VAC THT	Mini HDMI SMT Horizontal WR-COM  685 119 136 923 Pins: 19 I _R : 0.5 A V _{CC} : 40 VAC SMT
Micro HDMI WR-COM  685 119 248 223 Pins: 19 I _R : 0.5 A V _{CC} : 40 VAC SMT	USB 3.1 Type C WR-COM  632723100011, 632723300011, 632712000011 Pins: 22 / 24 I _R : 3 A V _{CC} : 5 VAC	Filter Inductor WE-GF  744 764 004 Size: 1210 I _R : 450 mA L: 0.47 μH R _{DC} : 0.5 Ω	Terminal Block WR-TBL  691 401 710 004 B AWG: 14-24 I _R : 10 A V _{CC} : 300 VAC Pitch: 5 mm	Terminal Block WR-TBL  691 412 120 004 B AWG: 14-20 I _R : 6 A V _{CC} : 300 VAC Pitch: 3.5 mm	Terminal Block WR-TBL   691 102 710 003 AWG: 14-22 I _R : 15 A V _{CC} : 300 VAC Pitch: 5 mm	Terminal Block WR-TBL   691 216 710 002 AWG: 12-30 I _R : 14 A V _{CC} : 300 VAC Pitch: 5 mm
LAN Transformer 1000 Base-T WE-LAN PoE   749 023 010 A Size: 17.5 x 14.2 x 6 mm PoE: 350 mA 1000 Base-T 2 Port 100 Base-T	LAN Transformer 1000 Base-T WE-LAN PoE HPLE   749 023 015 Size: 18.3 x 16.31 x 6.35 mm PoE: 350 mA 1000 Base-T High Performance, Low EMI	D-SUB Socket WR-DSUB  618 015 325 223 Pins: 15 I _R : 3 A V _{CC} : 125 VAC High Density	D-SUB Connector WR-DSUB   618 009 248 23 Pins: 9 I _R : 3 A V _{CC} : 125 VAC Male	D-SUB Socket WR-DSUB   618 009 211 821 Pins: 9 I _R : 3 A V _{CC} : 125 VAC Female	Transformer PoE WE-RJ45 LAN  749 921 112 3A 10/100 Base-T Tab down LED yellow-green Integrated magnetics	Evaluation Board for Chip Bead Ferrites and Common Mode Chokes EP-CBF-0805, EP-CBF-1206, EP-Stroko Performance testing

Applications  USB 2.0  USB 3.0  USB 3.1  CAN  RS232  RS485  Ethernet 100 Base-T  Ethernet 1000 Base-T  VGA  HDMI

EMC COMPONENTS | INDUCTORS | TRANSFORMERS | RF COMPONENTS | CIRCUIT PROTECTION | EMC SHIELDING MATERIAL | LEDS | CONNECTORS | SWITCHES | ASSEMBLY TECHNIQUE | REDCUBE TERMINALS | CAPACITORS

Important information: Würth Elektronik's design kits contain reference components. These components correspond with the current product development status on the day of supply. Exchange of the reference components to components with up-to-date product development status is not carried out automatically. No liability is taken for the use of these reference components. Therefore, please request new samples prior to releases for series production and product release.

Please check datasheets on www.we-online.com for specifications. Würth Elektronik eiSos GmbH & Co. KG, EMC & Inductive Solutions. © 2016

www.we-online.com

All products
ex stock!