

CUSTOMER TERMINAL	RoHS	LEAD(Pb)-FREE
Sn96%, Ag4%	Yes	Yes

more than you expect



ELECTRICAL SPECIFICATIONS @ 25°C unless otherwise noted:

PARAMETER	TEST CONDITIONS	VALUE
D.C. RESISTANCE	1-3 @20°C	0.160 ohms max.
D.C. RESISTANCE	6-4 @20°C	0.400 ohms max.
INDUCTANCE	1-3 100kHz, 10mVAC, Ls	370uH min.
DIELECTRIC	1-6 6250Vrms, 2 seconds	5000Vrms, 1 minute
URNS RATIO	(6-4):(1-3)	2:1, ±2%

GENERAL SPECIFICATIONS:

OPERATING TEMPERATURE RANGE: -40°C to +125°C.

CURRENT RATING: 1A

VOLTAGE-TIME: 20VuS for Unipolar operation
40VuS for Bipolar operation

SWITCHING FREQUENCY: 150kHz min.

11mm min. creepage and clearance between PRI & SEC.

COPLANARITY: All 6 terminals must lie on a plane within .004 [.10] of Surface A after lead tinning.

Designed to comply with the following requirements as defined by IEC60601-1(ed): Amendment 1:
- Providing two means of Patient Protection up to a working voltage of 360VAC.

Complies with the following requirements as defined by IEC60950-1, EN60950-1, UL60950-1/CSA60950-1 and AS/NZS60950.1:
- Reinforced insulation for a primary circuit at a working voltage of 550VAC, Overvoltage Category II, Pollution Degree 2, up to 2km above sea level.

Designed to comply with the following requirements as defined by IEC60664-1:
- Reinforced insulation for a primary circuit at a working voltage of 400VAC, up to 2km above sea level.

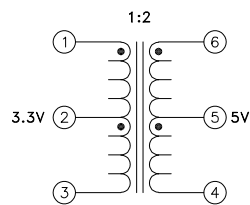
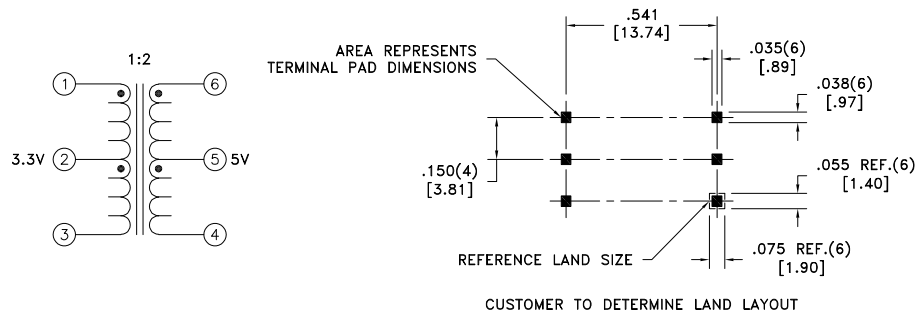
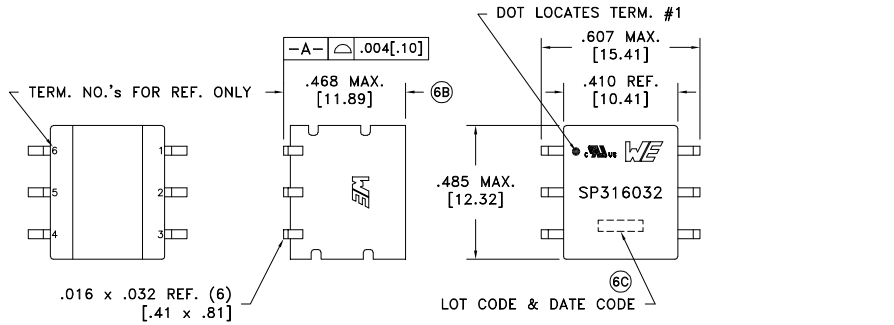
Designed to comply with the following requirements as defined by IEC61010-1:
- Reinforced insulation for a Line to neutral voltage up to 1000Vrms, Overvoltage Category II, up to 2km above sea level.
- Reinforced insulation for a Line to neutral voltage up to 600Vrms, Overvoltage Category II, up to 5km above sea level.
- Reinforced insulation for a Line to neutral voltage up to 300Vrms, Overvoltage Category III, up to 5km above sea level.

Complies with the following requirements as defined by IEC62368-1, UL/CSA62368-1 and EN62368-1:
- Reinforced insulation for ES3, operating frequency above 30kHz, working voltage up to 550Vrms, 1600Vpeak, Overvoltage Category II, Pollution Degree II, and up to 2km above sea level.

Qualified to AEC-Q200.

6E6C

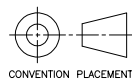
AGENCY NUMBER	
UL60950-1 UL62368-1	E205930
IEC62368-1 EN62368-1 (Via CB cert.)	E205930
IEC60950-1 EN60950-1 (Via CB cert.)	E205930



Wire insulation & RoHS status not affected by wire color.
Wire insulation color may vary depending on availability.

DETAILS SUBJECT TO CHANGE

REV.	DATE	Packaging Specifications
6F	2/22	Method: Tape & Reel
6E	9/21	PKG-1055
6D	12/19	www.we-online.com/midcom
6C	5/17	SEE REVISION SHEET FOR REVISION LEVEL



Tolerances unless otherwise specified:
Angles: ±1° Decimals: ±.005 [.13]
Fractions: ±1/64 Footprint: ±.005 [.13]
This drawing is dual dimensioned. Dimensions in brackets are in millimeters.

DRAWING TITLE
TRANSFORMER
eiSos p/n: 750316032



PART NO.
750316032
SPECIFICATION SHEET 1 OF 1