

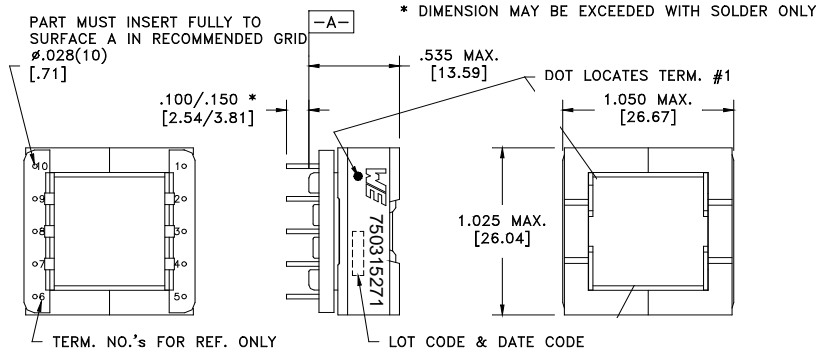
CUSTOMER TERMINAL	RoHS	LEAD(Pb)--FREE
Sn 96%, Ag 4%	Yes	Yes

more than you expect

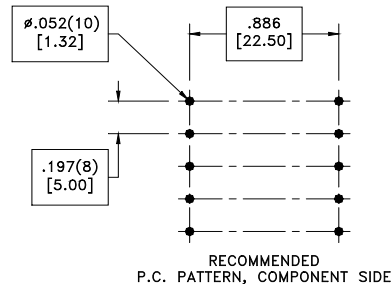
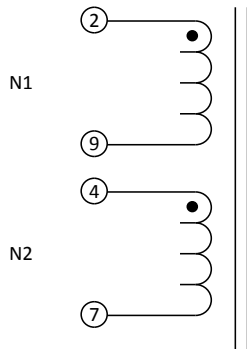


ELECTRICAL SPECIFICATIONS @ 25° C unless otherwise noted:

PARAMETER	TEST CONDITIONS	VALUE
D.C. RESISTANCE	2-9 @20°C	0.910 ohms ±10%
D.C. RESISTANCE	4-7 @20°C	0.165 ohms ±10%
INDUCTANCE	2-9 10kHz, 100mV, Ls	1.58mH ±10%
SATURATION CURRENT	2-9 20% rolloff from initial	1.6A
DIELECTRIC	2-4 625VAC, 1 second	
TURNS RATIO	(2-9):(5-7)	9.85:1, ±1%



Views and footprint to be updated upon release to match 070-5061 bobbin. Can't mark on coil due to section flanges.
JLV 12/10/14



GENERAL SPECIFICATIONS:

OPERATING TEMPERATURE RANGE: -40°C to +125°C including temp rise.

- Functional insulation only

Reference Design

Wire insulation & RoHS status not affected by wire color. Wire insulation color may vary depending on availability.

DFM	SP	Packaging Specifications	 CONVENTION PLACEMENT	Tolerances unless otherwise specified: Angles: ±1° Decimals: ±.005 [.13] Fractions: ±1/64 Footprint: ±.001 [.03]	DRAWING TITLE INDUCTOR	PART NO. 750315271
DATE	12/11/2014	Method: Tray PKG-0819		This drawing is dual dimensioned. Dimensions in brackets are in millimeters.		
ENG	JLV					
REV.	00					
DATE	6/13/2017	www.we-online.com/midcom				SPECIFICATION SHEET 1 OF 1