

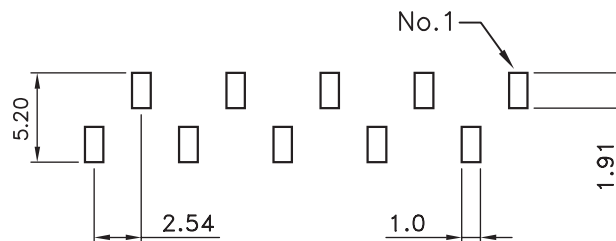
1

2

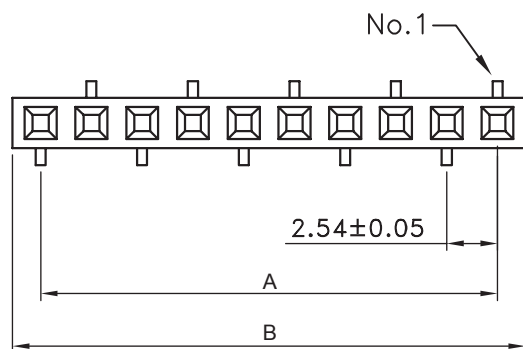
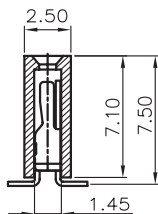
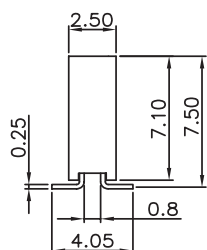
3

4

5



PCB LAYOUT - COMPONENT VIEW



## TECHNICAL CHARACTERISTICS

MATERIAL  
 INSULATOR: PA 46  
 FLAMABILITY RATING: UL94-V0  
 COLOR: BLACK  
 CONTACT MATERIAL: COPPER ALLOY  
 CONTACT TYPE: STAMPED  
 CONTACT PLATING: GOLD  
 QUALITY CLASS: 3 AS PER CECC 75 301-802  
 PITCH: 2.54 MM

ENVIRONMENTAL  
 OPERATING TEMPERATURE: -40 UP TO 125°C  
 COMPLIANCE: LEAD FREE AND ROHS

ELECTRICAL  
 CURRENT RATING: 3 A  
 WORKING VOLTAGE: 250 VAC  
 INSULATOR RESISTANCE: >1000 MOHM  
 DIELECTRIC WITHSTANDING VOLTAGE: 500 VAC/MN  
 CONTACT RESISTANCE: 20 mOHM MAX

STANDARD  
 CERTIFIED: E323964

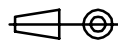
SOLDERING  
 JEDEC LEAD FREE REFLOW PROCESS

PACKAGING  
 TUBE

DIMENSION  
 A = 2.54 x (NB. PIN - 1)  
 B = (2.54 x NB. PIN) + 0,5

RoHS Compliant

PROJECTION:



GENERAL TOLERANCE

.X =  $\pm 0.2$ .XX =  $\pm 0.15$ 

APPROVAL: GMo

UNIT: MM

DESCRIPTION: 2.54MM SMT SOCKET HEADER

SIZE

I

18-DEC-15

LAYOUT

AK

SCALE:

WERI PART NO: 610 0xx 133 21

**A4**

H

06-JUL-11

PACKAGING

GG

SHEET: 1/3

REV

DATE

FILE

BY

DRAW: PEARL

1

2

3

4

5

A

B

C

D

Note:

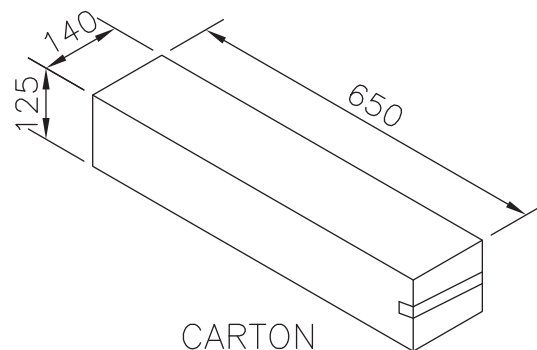
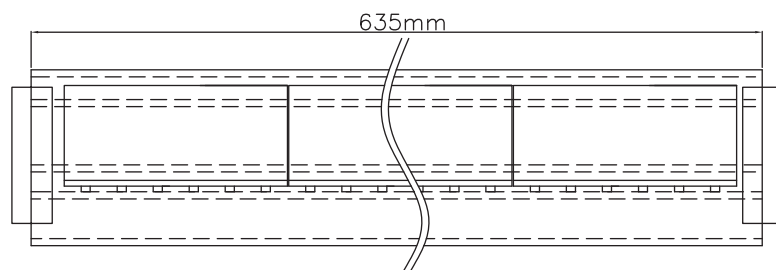
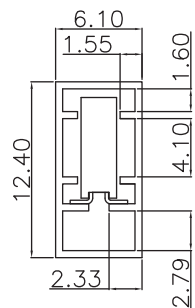
1.Dimension

Tube Size:635(L) (mm)

Carton Size:650(L)X140(W)X125(H) (mm)

2.Quantity:

180 Tube/Carton



CARTON

Pin.	Pcs/Tube	Pcs/Carton	Pin.	Pcs/Tube	Pcs/Carton
2	110	19800	22	10	1800
3	75	13500	23	10	1800
4	57	10260	24	10	1800
5	46	8280	25	9	1620
6	38	6840	26	9	1620
7	33	5940	27	8	1440
8	29	5220	28	8	1440
9	26	4680	29	8	1440
10	23	4140	30	8	1440
11	21	3780	31	7	1260
12	19	3420	32	7	1260
13	18	3240	33	7	1260
14	17	3060	34	7	1260
15	15	2700	35	6	1080
16	14	2520	36	6	1080
17	14	2520	37	6	1080
18	13	2340	38	6	1080
19	12	2160	39	6	1080
20	11	1980	40	6	1080
21	11	1980			

RoHS Compliant

PROJECTION:



GENERAL TOLERANCE

.X = +/- 0.2

.XX = +/- 0.15



APPROVAL: GMo

UNIT: MM

DESCRIPTION: 2.54MM SMT SOCKET HEADER

SIZE

SCALE:

SHEET: 2/3

WERI PART NO: 610 0xx 133 21

**A4**

REV

DATE

FILE

BY

DRAW: AK

1

2

3

4

5

## Cautions and Warnings:

This electronic component is designed and developed with the intention for use in general electronics equipments.

Before incorporating the components into any equipments in the field such as aerospace, aviation, nuclear control, submarine, transportation, (automotive control, train control, ship control), transportation signal, disaster prevention, medical, public information network etc. where higher safety and reliability are especially required or if there is possibility of direct damage or injury to human body, Würth Elektronik must be asked for a written approval.

In addition, even electronic component in general electronic equipments, when used in electrical circuits that require high safety, reliability functions or performance, the sufficient reliability evaluation-check for the safety must be performed before by the user before usage.

A

B

C

RoHS Compliant

G				PROJECTION: 	GENERAL TOLERANCE .X = +/- 0.2 .XX = +/- 0.15		
F							
E							
D							
C				APPROVAL: JC	UNIT: MM	DESCRIPTION: DISCLAIMER	SIZE <b>A4</b>
B					SCALE:		
A	10-SEP-14	PDF	QL		SHEET: 3/3	WERI PART NO: DISCLAIMER	
REV	DATE	FILE	BY		DRAW: QL		

D