

Würth Elektronik ICS GmbH & Co. KG

Intelligent Power & Control Systems

Gewerbepark Waldzimmern · Würthstraße 1 · 74676 Niedernhall · Germany

Phone: +49 7940 9810-0 · Fax: +49 7940 9810-1099

ics@we-online.com · www.we-online.com/ics



Central Electrical Unit


2MF-2PR Module

Ref. ICS-95898

REDLINE

Features


- Power supply 12 V or 24 V
- 2 MAXI fuseholders
- 2 power relay bases
- 6 Powerelements for input/output:
 - 3 Powerelements per circuit
 - A circuit is composed by one power relay and one MAXI fuse
- Cable harness connection on the rear side of the module via JPT/MCP compatible: 3 row, 6 way connector



Front View

Options

- Fly wheel diode (SM4007) in parallel of relay coil
- Installation of fuses and / or relays according to customer requirements



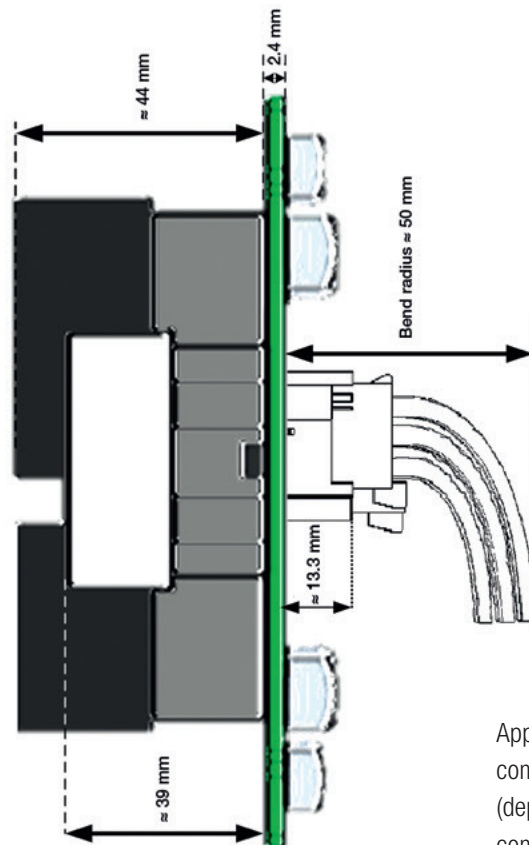
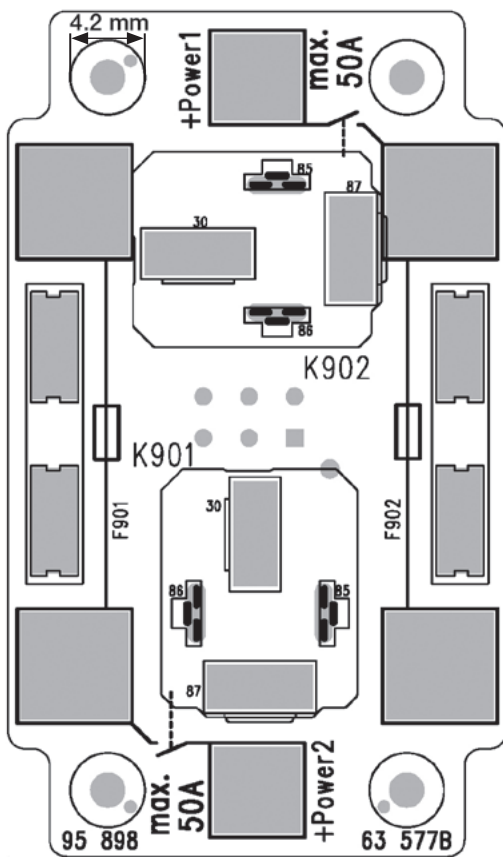
Rear View

Applications

Switching and protection of common functions in vehicles such as HVAC, ABS, etc.

Central Electrical Unit 2MF-2PR Module

Dimensions



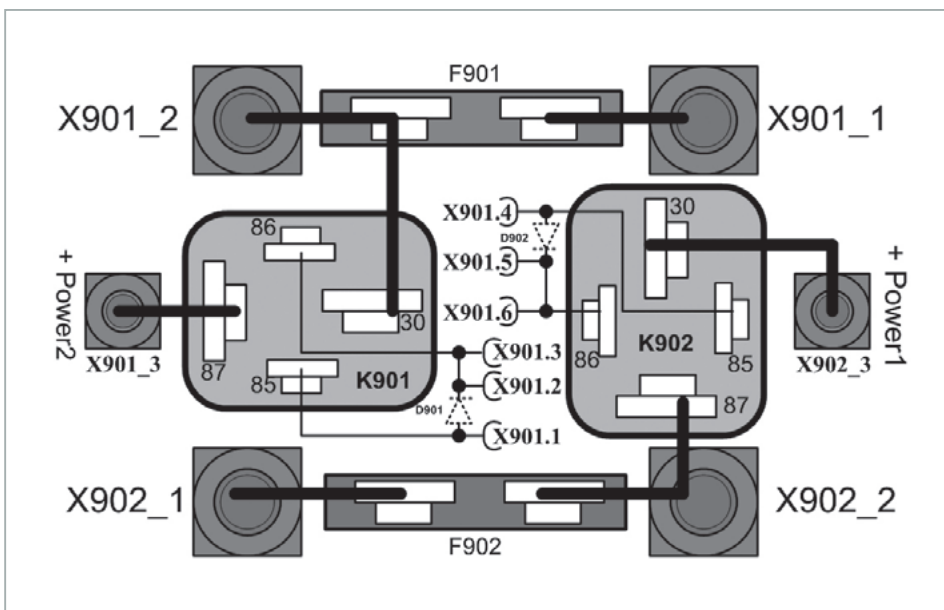
Approximate component size (depending on components)

Technical Data

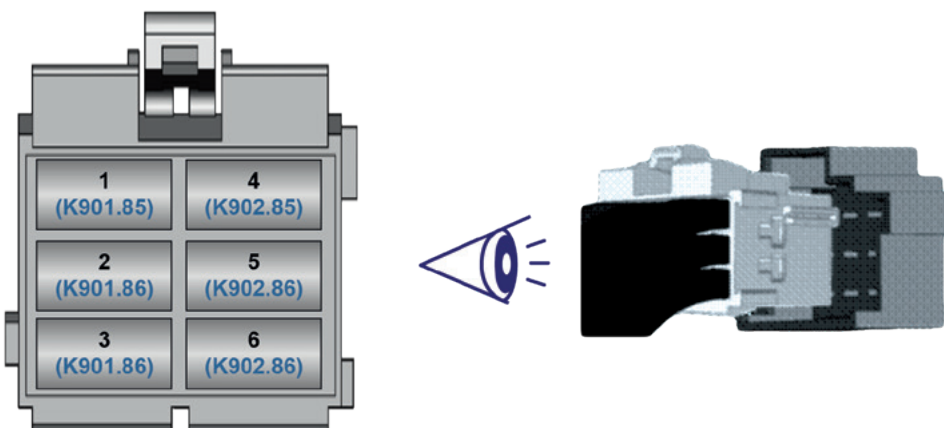
Temperature range	-40 °C to +80 °C
Max. supply current	Max. 50 A by 40 °C ambient
Relay coils connection	JPT/MCP compatible: 3 row, 6 way connector
Input / Output connection (power stud)	Powerelement female M5, 16 pins Max. mounting torque: 2.2 Nm
	Powerelement female M6, 25 pins Max. mounting torque: 3.9 Nm

Central Electrical Unit 2MF-2PR Module

Electrical Schematic



Connector: JPT 6 black (X901)



Female connector required for cable harness connection (view on cable entry)

Pinout on the connector corresponds to the associated component on the board.
(i.e. component K902.86 is connected to pin 6 from connector X901).