WÜRTH ELEKTRONIK

Coaxial Connectors

SMP Connectors
SMA Connectors
Reverse Polarity SMA Connectors
MCX & MMCX Connectors
SMB Connectors
Adaptors
Cable Assemblies
Tools

COAXIAL CONNECTORS
FOR YOUR APPLICATION!

Stay up to date with
our newsletter!
www.we-online.com/newsletter

Information in this publication is subject to change. The process of continually improving our product range leads to changes in content.

For new designs please refer to the latest data sheets on www.we-online.com or contact our technical field staff.

Content

Information in this publication is subject to change. The process of continually improving our product range leads to changes in content. For new designs please refer to the latest data sheets on www.we-online.com or contact our technical field staff.

New Products 2020

SMP Connectors WR-SMP

New series designed for push-on mating technology and small density for application with limited space. Their interface respects MIL-STD-348 fig. 326; and intermateable with GPO.

There are two retention types available for SMP plugs provided by Würth Elektronik – “Limited Detent” and “Smooth Bore”. They provides different levels of force required to engage and disengage the connectors.

They are also suitable for wide range of board-to-board interconnect application achieved by bullet adaptor with various lengths to satisfy your demand on different stack height. Its design also enables axial and radial misalignments for the application between two boards or modules.

We have full range of products from PCB connectors, cable connectors, bullet adaptors, to pre-assembled cable assemblies with .047", and .085" for both flexible and hand-formable cables.

- PCB connectors – **page 17 – 19**
- Cable connectors – **page 19 – 21**

SMB Connectors WR-SMB

SMB series are designed with snap on coupling in 50 ohm impedance, and offer broadband capability from DC up to 4 GHz. It is smaller than SMA and ideally suited for circuit miniaturization. Wide range of products are introduced from PCB to cable connectors in different gender, orientation, and mounting types.

- PCB Connectors – **page 56 – 59**
- Cable Connectors – **page 60 – 65**

Coax Adaptor WR-ADPT

Range expansion for not only in-series adaptor for SMB-to-SMB, but you could also find SMB-to-SMA for in-between connection.

- SMB-to-SMB adaptor – **page 110 – 112**
- SMA-to-SMB adaptor – **page 112 – 113**
- Bullet Adaptors – **page 114**

Pre-assembled cable assemblies WR-CXASY

More options are available now from our selection of coax cable assemblies. There are more SMA-to-SMA, MCX-to-MCX, MMCX-to-MMCX available for right-angled to right-angled connector configuration. And, there are SMB-to-SMB, and SMB-to-SMA cable assemblies included for RG-174/U, RG-178/U, and RG-316/U. Please discover them in detail from our chapter of WR-CXASY.

- SMP-to-SMP cable assemblies – **page 147 – 149**
- SMB-to-SMB – **page 151 – 155**
- SMA-to-MMCX/MCX/SMB – **page 155 – 162**

The Würth Elektronik eiSos Group

The Würth Elektronik Group

Sales: 822 million €
Employees: 7.300
* 2019

Würth Elektronik eiSos Group

Printed Circuit Boards

Intelligent Power and Control Systems

Passive Components	Power Modules & Optoelectronics	Electromechanical Components	Automotive & eMobility	Wireless Connectivity & Sensors
				
Würth Elektronik eiSos GmbH & Co. KG	Würth Elektronik eiSos GmbH & Co. KG	Würth Elektronik eiCan	Würth Elektronik eiSos GmbH & Co. KG	Würth Elektronik eiSos GmbH & Co. KG
Wurth Electronics Midcom Inc.		Würth Elektronik Stelvio Kontek S.p.A.	Würth Elektronik iBE GmbH	(former AMBER wireless GmbH)
IQD Frequency Products Ltd.			Erwin Büchele GmbH & Co. KG	

Globally available. Locally present.

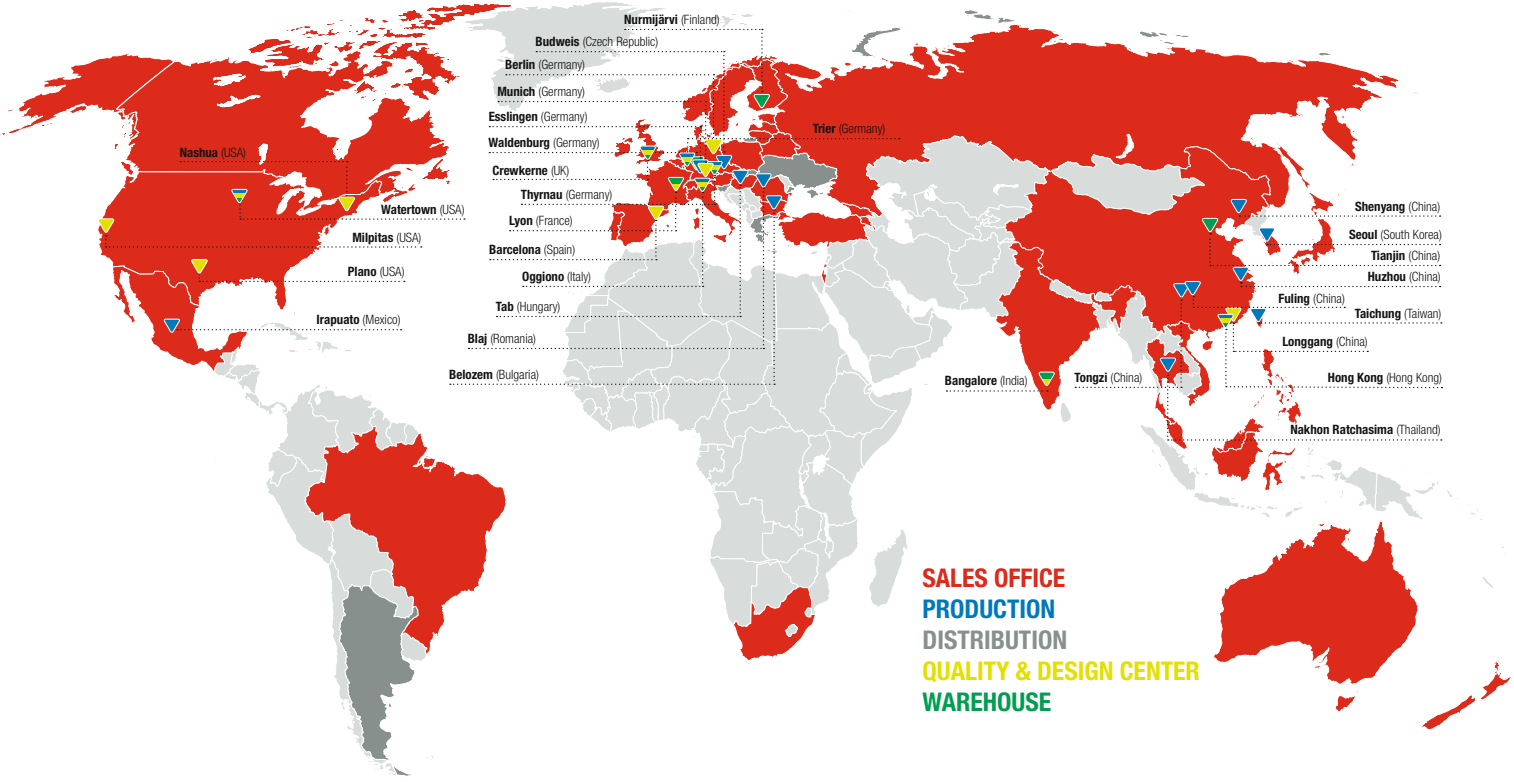

more than you expect

SAY YES TO OUR FAST AND COST-FREE DESIGN-IN SUPPORT

WE TAILOR THE QUANTITIES TO YOUR NEEDS

ALL CATALOGUE PRODUCTS AVAILABLE EX STOCK



RE-REELING SERVICE

DESIGN SEMINARS AND WEBINARS FREE OF CHARGE

ONLINE PLATFORM FOR COMPONENT SELECTION & SIMULATION

DESIGN KITS WITH LIFELONG FREE REFILL

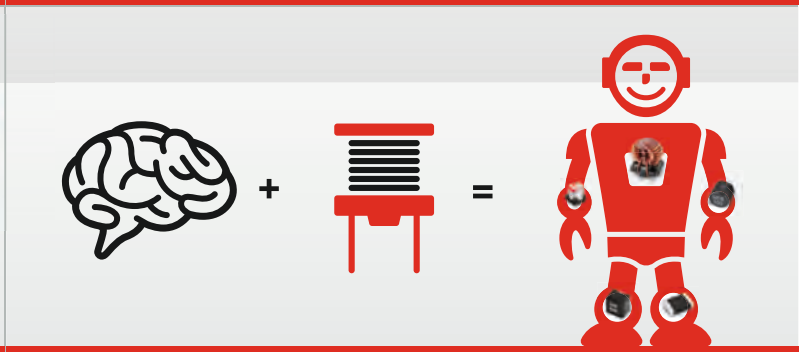

REFERENCE DESIGNS OF LEADING IC MANUFACTURES

Outstanding Design Support

Trilogy of Connectors
3rd Edition

Basic Principles and Connector Design Explanations

Order Code:
English version: **699 004**
German version: **699 005**

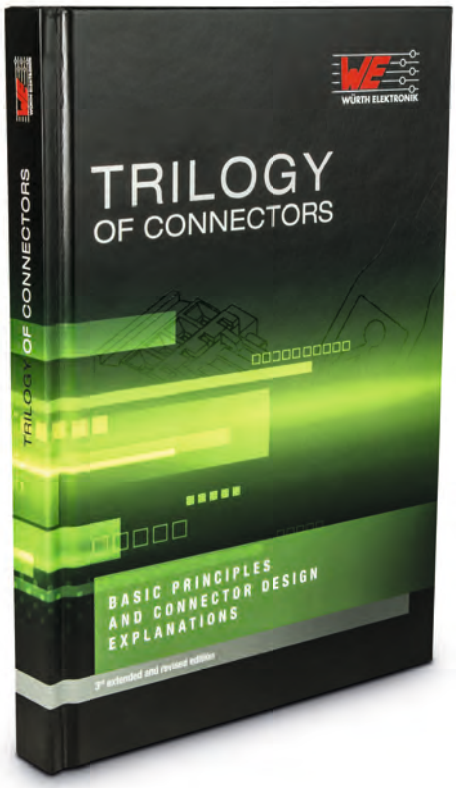

Abc of Capacitors

Basic Principles, Characteristics and Capacitor Types

Order Code:
English version: **744 013**
German version: **744 012**

Trilogy of Magnetics

5th Edition:
Design Guide for EMI Filter Design, SMPS & RF Circuits

Order Code:
English version: **744 006**
German version: **744 005**



Trilogy of Wireless Power Transfer

1st Edition:
Basic Principles, WPT Systems and Applications

Order Code:
English version: **744 018**



Abc of Power Modules

1st Edition:
Functionality, Structure and Handling of a Power Module

Order Code:
English version: **744 016**
German version: **744 014**



The LT Spice IV Simulator

1st Edition:
Manual, Methods and Applications

Order Code:
English version: **744 010**
German version: **744 011**

Application Notes

Find helpful and comprehensive application notes about DC/DC converters, interfaces, filter design and on how to use inductors, ferrites, wireless power transfer coils, shielding material, power modules, electromechanical components, capacitors and LEDs on **www.we-online.com/appnotes**

Newsletter

Stay in touch about new products, technologies, services, seminars, webinars and many more. Subscribe to our monthly newsletter on **www.we-online.com/newsletter**

Seminars, Webinars & Tutorials

We offer web-based seminars as a supplement to our long-standing stationary seminars. Our experts will shine a light on interesting topics regarding electronic & electromechanical components.

www.we-online.com/seminars
www.we-online.com/webinars

askLorandt

Follow me on …

Twitter.com/askLorandt
we-online.com/youtube
linkedin.com/in/lorandtfoelkel
we-online.com/askLorandt



Lorandt Fölkel
Design Engineer at heart

or contact me directly:
askLorandt@we-online.com

Toolbox

Helpful design tools for engineers available

www.we-online.com/toolbox

Total Quality Management

Our environment is important to us!

As one of the leading manufacturers of electronic components worldwide, we are fully conscious of our responsibility for the environment and its protection.

Directives

We are thus pleased to confirm that all homogenous subcomponents manufactured by Würth Elektronik eiSos GmbH & Co. KG are in full compliance with the following directives:

- 2011/65/EU and 2002/95/EU of the European Parliament regarding the restriction of the use of defined hazardous substances in electrical and electronic devices (RoHS Directive)
- 2010/571/EU, which supersedes the Annex to Directive 2002/95/EG
- article 33, paragraph 1 of the European REACh regulation No. 1907/2006. All components and homogeneous subcomponents are tested according to the current version of the "list of candidates" of the substances of very high concern (SVHC)
- "Halogen free" according to JEDEC 709B & IEC 61249-2-21

The components count as compliant when they conform to the definitions of Directive 2011/65/EU and China RoHS ACPEIP (Administrative Measure on the Control of Pollution Caused by Electronic Information Products).

No ozone-depleting substances

We also confirm that we do not use ozone-depleting substances without CFCs (chlorofluorocarbons) as per the Montreal Protocol in our products.

This concerns halogenated organic compounds such as

- PCBs (polychlorinated biphenyls)
- PBDEs (polybrominated diphenyl ethers)
- PBBs (polybrominated biphenyls)
- PCN (polychlorinated naphthalene)
- Deca-BDE (decabromodiphenyl ether)

RoHS COMPLIANT

REACh COMPLIANT

HALOGEN FREE





State-of-the-art Equipment

Four Quality Centers

- Germany (Waldenburg)
- France (Lyon)
- China (Shenzhen)
- USA (Watertown)

Measurement Lab

- Network/Spectrum/Impedance Analyzers
- RF Impedance/Material Analyzer
- LCR Bridges with High Current Capability
- Precision LCRs
- Modular Impulse Generators
- Varistor Testers
- Winding Testers
- ESD Testers
- Dielectric and Insulation Resistance Testers
- 1000 W Power Supply
- 300 W Electronic Loads

Environmental Lab

- Shock and Vibration
- Temperature Cycling
- Thermal Shock
- Combined Shock and Vibration with Temperature Cycling
- Steam Aging

Analysis Lab

- Microscopic Analysis
- Cross Sectioning and Polishing
- Terminal Strength
- Packaging MSL Level Testing
- Wetting Balance
- RoHS Reflow Profile
- Computer Tomography
- Hot Air Reflow
- Vapor Phase
- Wave Soldering
- XRF X-Ray
- Automatic Pick & Place

According to
DIN EN ISO 9001, DIN EN ISO 14001, DIN EN ISO 50001

WE Plus
Personalize your Connectors

Ink Jet

Printing for your connectors
(coding, personalization,…)



Coding of spring terminals

Series 412B / 412MB / 413B
according to your specifications

Preparation for CMS process

Coiling with leader tape for small
and medium series

Pin removal

Coding and change of pitch
by removal of pins

Assembly of modular terminal blocks

Rapid assembly according to your needs

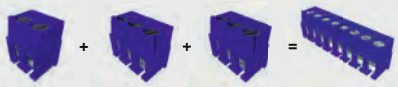

Cutting

Cutting of single and dual row strips / bases



FFC Bending

Bending of FFC cables according
to your request



Cable Assembly

Assembling of IDC connector
with flat cable



Global Technology Partnerships eMotorsports: Formula E as a Driving Innovative Force

WE speed up the future .com

WÜRTH ELEKTRONIK

Wurth Elektronik eiSos, one of the leading manufacturers of electronic and electromechanical components for the electronics industry, congratulates Audi Sport ABT Schaeffler to the Vice Team World Champion Title in season 5 of the 100% electric World Championship in the ABB FIA Formula E Race Series. This is another great milestone after the World Champion Title of Lucas di Grassi in season 3 and the Team World Champion Title of Audi Sport ABT Schaeffler in season 4. We are proud to be technology partner from the very beginning.

www.we-speed-up-the-future.com

Connectors

1

King of Coax Connection.

© eiCan

#KINGOFCOAX

WE speed up the future

Coaxial Connectors

The SMA connector is designed for a frequency range of DC to 18 GHz at 50 Ω impedance. With its threaded-type coupling mechanism, it is perfect for securing your connection in intensive vibration environments.

For further information, please visit: **www.we-online.com/coax**

- Standard interface in accordance with MIL-STD-348
- Precise CNC machining with up to 0.003 mm tolerance
- Center contact captivation
- Resistant to severe conditions for up to 48 hours

WR-SMP

SMP Connectors

SMP are miniature connectors with both slide in and snap on feature that provides a fully compatible interconnect application up to 40 GHz. To satisfy with different retention requirements, there are three interfaces designed for SMP plugs – Full Detent, Limited Detent, and Smooth Bore.

Wurth Elektronik defines Jack and Plug in accordance with body configuration. Jacks have male center contacts, and plugs have female center contacts.

Full Detent: maximum retention for high vibrant resistant
Limited Detent: medium to low retention
Smooth Bore: lowest retention achieved with sliding contacts for modular systems and application



SMP connector is also designed for board-to-board application achieved by the adaptor, also called as bullet connecting two modules between the bullet adaptor allows axial and radial misalignments mechanically.

Features & Benefits

- Interface in accordance with MIL-STD-348
- 50 ohms for frequency up to 40 GHz
- Small size and blind-mate design for board-to-board application
- Durability
  - – Smooth Bore: 1000 cycles
  - – Limited Detent: 500 cycles
  - – Full Detent: 100 cycles

WR-SMP

SMP Connectors

	Gender	Orientation Type	PCB/Cable/Panel	Mount	Center Contact	Cable	Order Code	Page
NEW!	Plug	Right Angle	PCB	THT	Ø 0.7	–	60123002122501	17
NEW!	Plug	Straight	PCB	THT	Ø 0.7	–	601X4002122502	17
NEW!	Plug	Straight	PCB	SMT	0.4	–	601X4102122403	18
NEW!	Plug	Straight	PCB	THR	0.4	–	601X4602122404	18
NEW!	Plug	Straight	PCB	End Launch	Ø 0.38	–	601X4202122305	19
NEW!	Jack	Straight	Cable	Solder	Ø 0.35	.047"	60129011120920	19
NEW!	Jack	Straight	Cable	Solder	Ø 0.6	.085"/.086"	60129011120820	20
NEW!	Jack	Right Angle	Cable	Solder	–	.047"	60119011120920	20
NEW!	Jack	Right Angle	Cable	Solder	–	.085"/.086"	60119011120820	21

WR-SMP SMP PCB THT Plug
Right Angle

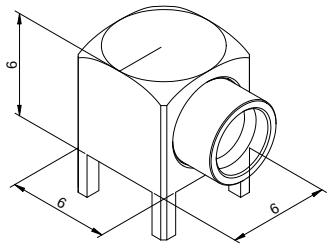

Characteristics	
Frequency Range	DC~12 GHz
Impedance	50 Ω
Withstanding Voltage	500 V (RMS)
Operating Temperature	-65 up to +165 °C
Soldering	JEDEC lead free wave soldering

1

	Order Code	Retention Type	Center Contact	Center Contact Retention (Axial) (N)	VSWR	IL (dB)
NEW!	60123002122501	Limited Detent	Ø 0.7	7	1.45	0.42

WR-SMP SMP PCB THT Plug
Straight

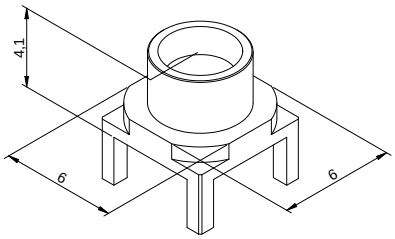

Characteristics	
Frequency Range	DC~12 GHz
Impedance	50 Ω
Withstanding Voltage	500 V (RMS)
Operating Temperature	-65 up to +165 °C
Soldering	JEDEC lead free wave soldering

	Order Code	Retention Type	Center Contact	Center Contact Retention (Axial) (N)	VSWR	IL (dB)
NEW!	60124002122502	Limited Detent	Ø 0.7	7	1.45	0.42
NEW!	60114002122502	Smooth Bore				

WR-SMP SMP PCB SMT Plug

Straight



NEW!

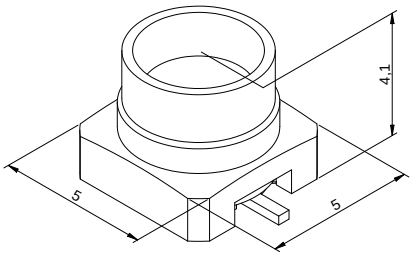

Characteristics	
Frequency Range	DC~12 GHz
Impedance	50 Ω
Withstanding Voltage	500 V (RMS)
Operating Temperature	-65 up to +165 °C
Soldering	JEDEC lead free reflow soldering

	Order Code	Retention Type	Center Contact	Center Contact Retention (Axial) (N)	VSWR	IL (dB)
NEW!	60124102122403	Limited Detent	0.4	7	1.5	0.42
NEW!	60114102122403	Smooth Bore				

WR-SMP SMP PCB THR Plug

Straight



NEW!

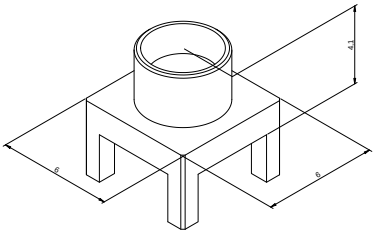

Characteristics	
Frequency Range	DC~12 GHz
Impedance	50 Ω
Withstanding Voltage	500 V (RMS)
Operating Temperature	-65 up to +165 °C
Soldering	JEDEC lead free reflow soldering

	Order Code	Retention Type	Center Contact	Center Contact Retention (Axial) (N)	VSWR	IL (dB)
NEW!	60124602122404	Limited Detent	0.4	7	1.5	0.42
NEW!	60114602122404	Smooth Bore				

WR-SMP SMP PCB End Launch Plug

SMT Edge Card Extended solder leg for PCB 1.2 mm Max.



NEW!

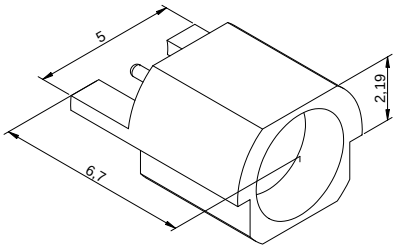

Characteristics	
Frequency Range	DC~12 GHz
Impedance	50 Ω
Withstanding Voltage	500 V (RMS)
Operating Temperature	-65 up to +165 °C
Soldering	JEDEC lead free reflow soldering

1

	Order Code	Retention Type	Center Contact	Center Contact Retention (Axial) (N)	VSWR	IL (dB)
NEW!	60124202122305	Limited Detent	Ø 0.38	7	1.3	0.42
NEW!	60114202122305	Smooth Bore				

WR-SMP SMP Straight Jack Solder Type

For Cable .047"

NEW!

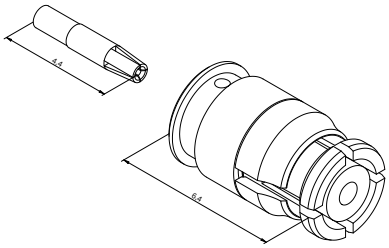

Characteristics	
Frequency Range	DC~18 GHz
Impedance	50 Ω
Withstanding Voltage	260 V (RMS)
Operating Temperature	-65 up to +165 °C

	Order Code	Assembly Center Contact	Center Contact	VSWR	IL (dB)
NEW!	60129011120920	Solder	Ø 0.35	1.5	0.51

WR-SMP SMP Straight Jack Solder Type

For Cable .085" / .086"

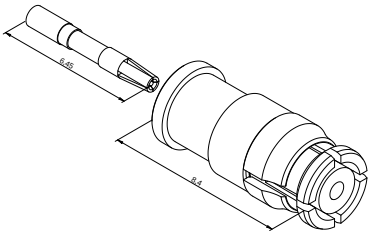

Characteristics	
Frequency Range	DC~18 GHz
Impedance	50 Ω
Withstanding Voltage	350 V (RMS)
Operating Temperature	-65 up to +165 °C

	Order Code	Assembly Center Contact	Center Contact	VSWR	IL (dB)
NEW!	60129011120820	Solder	Ø 0.6	1.35	0.51

WR-SMP SMP Right Angle Jack Solder Type

For Cable .047"

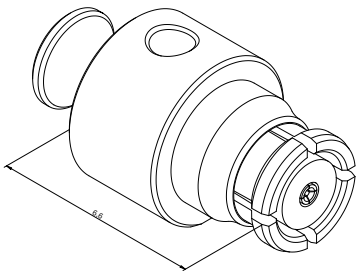

Characteristics	
Frequency Range	DC~18 GHz
Impedance	50 Ω
Withstanding Voltage	260 V (RMS)
Operating Temperature	-65 up to +165 °C

	Order Code	Assembly Center Contact	VSWR	IL (dB)
NEW!	60119011120920	Solder	1.5	0.51

WR-SMP SMP Right Angle Jack Solder Type

For Cable .085" / .086"

NEW!

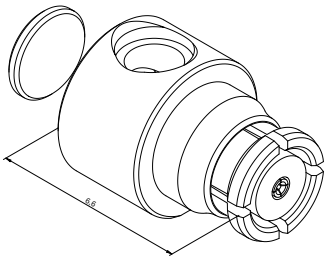

Characteristics	
Frequency Range	DC~18 GHz
Impedance	50 Ω
Withstanding Voltage	350 V (RMS)
Operating Temperature	-65 up to +165 °C

	Order Code	Assembly Center Contact	VSWR	IL (dB)
NEW!	60119011120820	Solder	1.5	0.51

WR-MMCX
MMCX Connectors

The MMCX is micro-miniature coaxial connectors, and 30% smaller compared to MCX connectors. It's perfect option for the designer to achieve the smallest design on their application. MMCX has the same snap-on coupling and general electrical features at 50 ohm impedance and frequency up to 6 GHz than MCX connectors.



Features & Benefits

- Interface in accordance with IEC 61169-52
- 50 ohms for frequency range up to 6 GHz
- Size reduction for limited space on the design
- Snap-on coupling mechanism for fast and easy connection
- High durability up to 500 cycles

WR-MMCX

MMCX Connectors

	Gender	Orientation Type	PCB/Cable/Panel	Mount	Center Contact	Cable	Order Code	Page
	Jack	Right Angle	PCB	THT	Ø 0.7	–	66011002111501	24
NEW!	Jack	Right Angle	PCB	SMT	Ø 0.7	–	66011102111302	24
	Jack	Straight	PCB	THT	Ø 0.7	–	66012002111503	25
	Jack	Straight	PCB	SMT	Ø 0.7	–	66012102111404	25
	Jack	Straight	PCB	End Launch	Ø 0.7	–	66012202111305	26
	Plug	Right Angle	PCB	THT	Ø 0.7	–	66013002121501	26
	Plug	Straight	PCB	THT	Ø 0.7	–	66014002121503	27
	Plug	Straight	Cable	Crimp	Ø 0.4	RG178/RG196	66046011210420	27
	Plug	Straight	Cable	Crimp	Ø 0.6	RG174/RG316/ RG188	66046011210320	28
	Plug	Straight	Cable	Crimp	Ø 0.6	RG316 Double Braid	66046011210620	28
	Plug	Straight	Cable	Solder	Ø 0.6	RG405/.085"	66049011210820	29
	Plug	Right Angle	Cable	Crimp	–	RG178/RG196	66036011210420	29
	Plug	Right Angle	Cable	Crimp	–	RG174/RG316/ RG188	66036011210320	30
	Plug	Right Angle	Cable	Crimp	–	RG316 Double Braid	66036011210620	30
	Plug	Right Angle	Cable	Solder	–	RG405/.085"	66039011210820	31
	Jack	Straight	Cable	Crimp	Ø 0.4	RG178/RG196	66026021110420	31
	Jack	Straight	Cable	Crimp	Ø 0.6	RG174/RG316/ RG188	66026021110320	32
	Jack	Straight	Cable	Crimp	Ø 0.6	RG316 Double Braid	66026021110620	32
	Jack	Straight	Cable	Solder	Ø 0.6	RG405/.085"	66029021110820	33
	Jack	Straight	Cable	Crimp	Ø 0.4	RG178/RG196	66026421110420	33
	Jack	Straight	Cable	Crimp	Ø 0.6	RG174/RG316/ RG188	66026421110320	34
	Jack	Straight	Cable	Crimp	Ø 0.6	RG316 Double Braid	66026421110620	34
	Jack	Straight	Cable	Solder	Ø 0.6	RG405/.085"	66029421110820	35

WR-MMCX MMCX PCB THT Jack

Right Angle



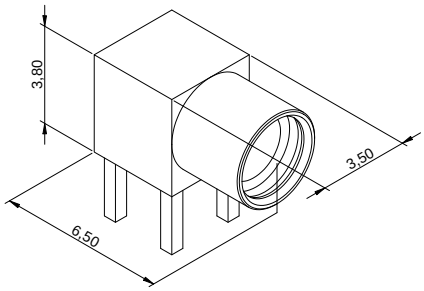

Characteristics	
Frequency Range	DC~6 GHz
Impedance	50 Ω
Withstanding Voltage	500 V (RMS)
Operating Temperature	-55 up to +155 °C
Mating Cycle	500 Cycles
Soldering	JEDEC lead free wave soldering

Order Code	Center Contact	Center Contact Retention (Axial) (N)	VSWR	IL (dB)
66011002111501	Ø 0.7	10	1.3	0.25

WR-MMCX MMCX PCB SMT Jack

Right Angle



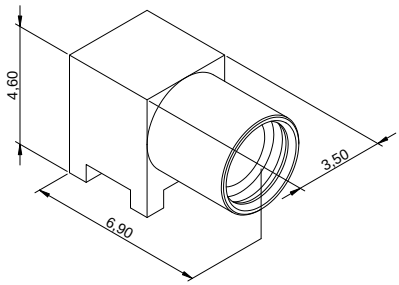

Characteristics	
Frequency Range	DC~6 GHz
Impedance	50 Ω
Withstanding Voltage	500 V (RMS)
Operating Temperature	-55 up to +155 °C
Mating Cycle	500 Cycles
Soldering	JEDEC lead free reflow soldering

	Order Code	Center Contact	Center Contact Retention (Axial) (N)	VSWR	IL (dB)
NEW!	**66011102111302**	Ø 0.7	10	1.3	0.25

WR-MMCX MMCX PCB THT Jack

Straight



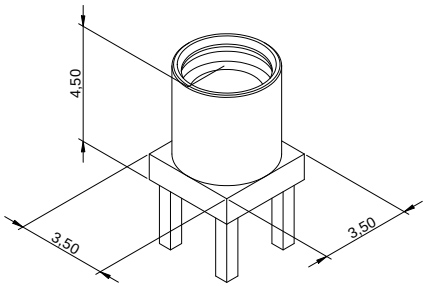

Characteristics	
Frequency Range	DC~6 GHz
Impedance	50 Ω
Withstanding Voltage	500 V (RMS)
Operating Temperature	-55 up to +155 °C
Mating Cycle	500 Cycles
Soldering	JEDEC lead free wave soldering

Order Code	Center Contact	Center Contact Retention (Axial) (N)	VSWR	IL (dB)
66012002111503	Ø 0.7	10	1.3	0.25

WR-MMCX MMCX PCB SMT Jack

Straight

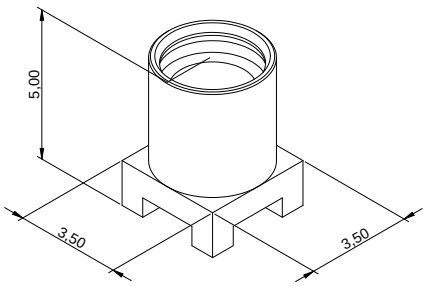

Characteristics	
Frequency Range	DC~6 GHz
Impedance	50 Ω
Withstanding Voltage	500 V (RMS)
Operating Temperature	-55 up to +155 °C
Mating Cycle	500 Cycles
Soldering	JEDEC lead free reflow soldering

Order Code	Center Contact	Center Contact Retention (Axial) (N)	VSWR	IL (dB)
66012102111404	Ø 0.7	10	1.3	0.25

WR-MMCX MMCX PCB End Launch Jack

SMT Edge Card



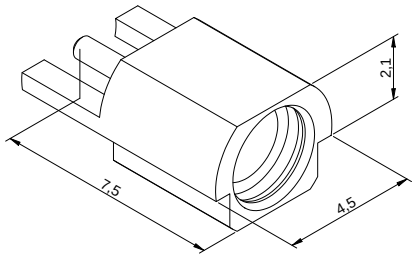

Characteristics	
Frequency Range	DC~6 GHz
Impedance	50 Ω
Withstanding Voltage	500 V (RMS)
Operating Temperature	-55 up to +155 °C
Mating Cycle	500 Cycles
Soldering	JEDEC lead free reflow soldering

Order Code	Center Contact	Center Contact Retention (Axial) (N)	VSWR	IL (dB)
66012202111305	Ø 0.7	10	1.3	0.25

WR-MMCX MMCX PCB THT Plug

Right Angle



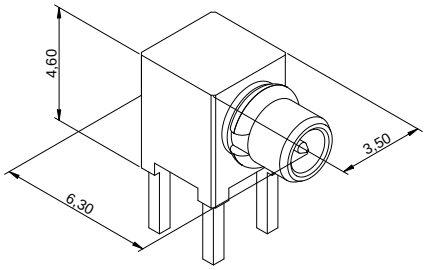

Characteristics	
Frequency Range	DC~6 GHz
Impedance	50 Ω
Withstanding Voltage	500 V (RMS)
Operating Temperature	-55 up to +155 °C
Mating Cycle	500 Cycles
Soldering	JEDEC lead free wave soldering

Order Code	Center Contact	Center Contact Retention (Axial) (N)	VSWR	IL (dB)
66013002121501	Ø 0.7	10	1.3	0.25

WR-MMCX MMCX PCB THT Plug

Straight

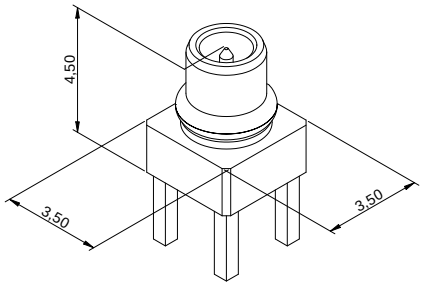

Characteristics	
Frequency Range	DC~6 GHz
Impedance	50 Ω
Withstanding Voltage	500 V (RMS)
Operating Temperature	-55 up to +155 °C
Mating Cycle	500 Cycles
Soldering	JEDEC lead free wave soldering

Order Code	Center Contact	Center Contact Retention (Axial) (N)	VSWR	IL (dB)
66014002121503	Ø 0.7	10	1.3	0.25

WR-MMCX MMCX Straight Plug Crimp Type

For Flexible Cable RG178/RG196

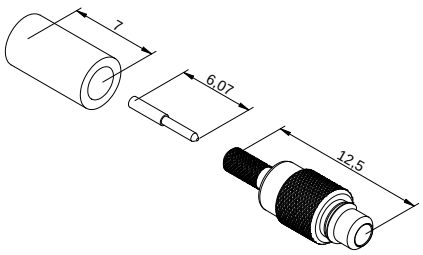

Characteristics	
Frequency Range	DC~3 GHz
Impedance	50 Ω
Withstanding Voltage	500 V (RMS)
Operating Temperature	-55 up to +155 °C
Mating Cycle	500 Cycles

Order Code	Assembly Center Contact	Assembly Ferrule	Center Contact	VSWR	IL (dB)
66046011210420	Solder	Crimp	Ø 0.4	1.3	0.3

WR-MMCX MMCX Straight Plug Crimp Type

For Flexible Cable RG174/RG316/RG188

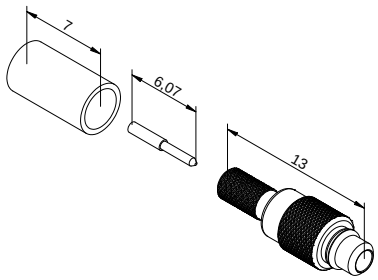

Characteristics	
Frequency Range	DC~6 GHz
Impedance	50 Ω
Withstanding Voltage	500 V (RMS)
Operating Temperature	-55 up to +155 °C
Mating Cycle	500 Cycles

Order Code	Assembly Center Contact	Assembly Ferrule	Center Contact	VSWR	IL (dB)
66046011210320	Solder	Crimp	Ø 0.6	1.3	0.3

WR-MMCX MMCX Straight Plug Crimp Type

For Flexible Cable RG316 Double Braid

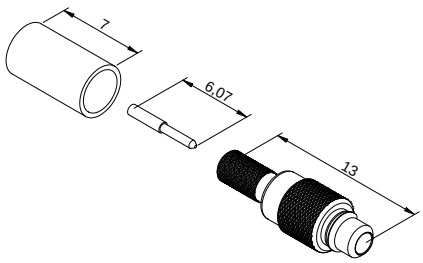

Characteristics	
Frequency Range	DC~6 GHz
Impedance	50 Ω
Withstanding Voltage	500 V (RMS)
Operating Temperature	-55 up to +155 °C
Mating Cycle	500 Cycles

Order Code	Assembly Center Contact	Assembly Ferrule	Center Contact	VSWR	IL (dB)
66046011210620	Solder	Crimp	Ø 0.6	1.3	0.3

WR-MMCX MMCX Straight Plug Solder Type

For Hand-Formable Cable RG405/.085"

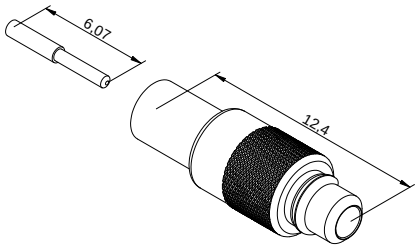

Characteristics	
Frequency Range	DC~6 GHz
Impedance	50 Ω
Withstanding Voltage	500 V (RMS)
Operating Temperature	-55 up to +155 °C
Mating Cycle	500 Cycles

Order Code	Assembly Center Contact	Center Contact	VSWR	IL (dB)
66049011210820	Solder	Ø 0.6	1.3	0.3

WR-MMCX MMCX Right Angle Plug Crimp Type

For Flexible Cable RG178/RG196

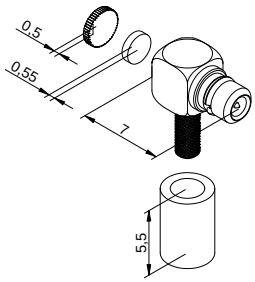

Characteristics	
Frequency Range	DC~3 GHz
Impedance	50 Ω
Withstanding Voltage	500 V (RMS)
Operating Temperature	-55 up to +155 °C
Mating Cycle	500 Cycles

Order Code	Assembly Center Contact	Assembly Ferrule	VSWR	IL (dB)
66036011210420	Solder	Crimp	1.3	0.3

WR-MMCX MMCX Right Angle Plug Crimp Type

For Flexible Cable RG174/RG316/RG188



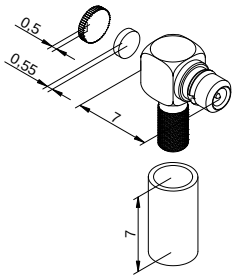

Characteristics	
Frequency Range	DC~6 GHz
Impedance	50 Ω
Withstanding Voltage	500 V (RMS)
Operating Temperature	-55 up to +155 °C
Mating Cycle	500 Cycles

Order Code	Assembly Center Contact	Assembly Ferrule	VSWR	IL (dB)
66036011210320	Solder	Crimp	1.3	0.3

WR-MMCX MMCX Right Angle Plug Crimp Type

For Flexible Cable RG316 Double Braid

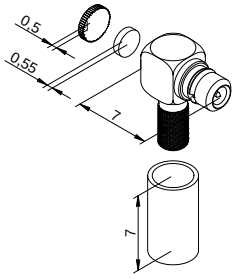

Characteristics	
Frequency Range	DC~6 GHz
Impedance	50 Ω
Withstanding Voltage	500 V (RMS)
Operating Temperature	-55 up to +155 °C
Mating Cycle	500 Cycles

Order Code	Assembly Center Contact	Assembly Ferrule	VSWR	IL (dB)
66036011210620	Solder	Crimp	1.3	0.3

WR-MMCX MMCX Right Angle Plug Solder Type

For Hand-Formable Cable RG405/.085"

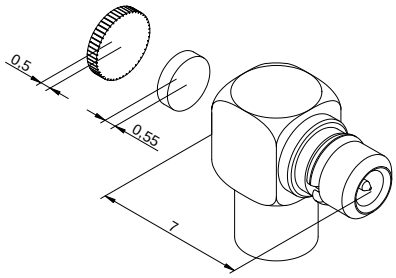

Characteristics	
Frequency Range	DC~6 GHz
Impedance	50 Ω
Withstanding Voltage	500 V (RMS)
Operating Temperature	-55 up to +155 °C
Mating Cycle	500 Cycles

Order Code	Assembly Center Contact	VSWR	IL (dB)
66039011210820	Solder	1.3	0.3

WR-MMCX MMCX Straight Jack Crimp Type

For Flexible Cable RG178/RG196

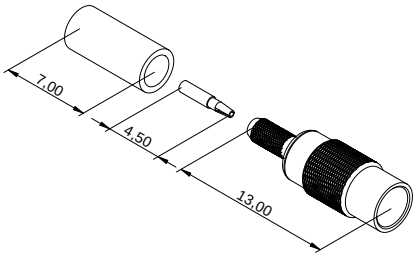

Characteristics	
Frequency Range	DC~3 GHz
Impedance	50 Ω
Withstanding Voltage	500 V (RMS)
Operating Temperature	-55 up to +155 °C
Mating Cycle	500 Cycles

Order Code	Assembly Center Contact	Assembly Ferrule	Center Contact	VSWR	IL (dB)
66026021110420	Solder	Crimp	Ø 0.4	1.3	0.3

WR-MMCX MMCX Straight Jack Crimp Type

For Flexible Cable RG174/RG316/RG188

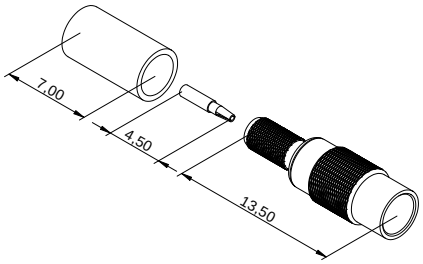

Characteristics	
Frequency Range	DC~6 GHz
Impedance	50 Ω
Withstanding Voltage	500 V (RMS)
Operating Temperature	-55 up to +155 °C
Mating Cycle	500 Cycles

Order Code	Assembly Center Contact	Assembly Ferrule	Center Contact	VSWR	IL (dB)
66026021110320	Solder	Crimp	Ø 0.6	1.3	0.3

WR-MMCX MMCX Straight Jack Crimp Type

For Flexible Cable RG316 Double Braid

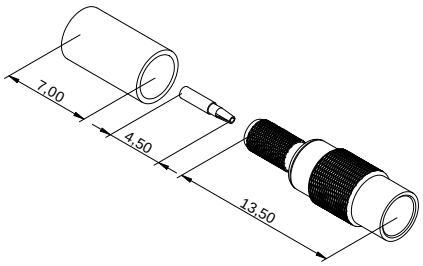

Characteristics	
Frequency Range	DC~6 GHz
Impedance	50 Ω
Withstanding Voltage	500 V (RMS)
Operating Temperature	-55 up to +155 °C
Mating Cycle	500 Cycles

Order Code	Assembly Center Contact	Assembly Ferrule	Center Contact	VSWR	IL (dB)
66026021110620	Solder	Crimp	Ø 0.6	1.3	0.3

WR-MMCX MMCX Straight Jack Solder Type

For Hand-Formable Cable RG405/.085"

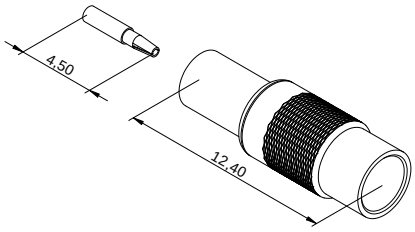

Characteristics	
Frequency Range	DC~6 GHz
Impedance	50 Ω
Withstanding Voltage	500 V (RMS)
Operating Temperature	-55 up to +155 °C
Mating Cycle	500 Cycles

Order Code	Assembly Center Contact	Center Contact	VSWR	IL (dB)
66029021110820	Solder	Ø 0.6	1.3	0.3

WR-MMCX MMCX Straight Bulkhead Jack Crimp Type

For Flexible Cable RG178/RG196

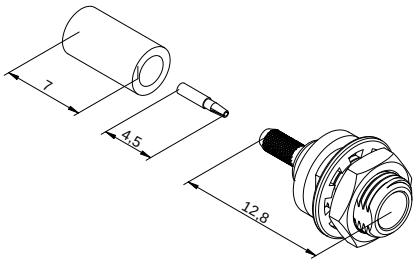

Characteristics	
Frequency Range	DC~3 GHz
Impedance	50 Ω
Withstanding Voltage	500 V (RMS)
Operating Temperature	-55 up to +155 °C
Mating Cycle	500 Cycles

Order Code	Assembly Center Contact	Assembly Ferrule	Center Contact	VSWR	IL (dB)
66026421110420	Solder	Crimp	Ø 0.4	1.3	0.3

WR-MMCX MMCX Straight Bulkhead Jack Crimp Type

For Flexible Cable RG174/RG316/RG188

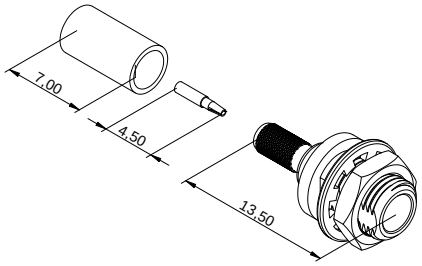

Characteristics	
Frequency Range	DC~6 GHz
Impedance	50 Ω
Withstanding Voltage	500 V (RMS)
Operating Temperature	-55 up to +155 °C
Mating Cycle	500 Cycles

Order Code	Assembly Center Contact	Assembly Ferrule	Center Contact	VSWR	IL (dB)
66026421110320	Solder	Crimp	Ø 0.6	1.3	0.3

WR-MMCX MMCX Straight Bulkhead Jack Crimp Type

For Flexible Cable RG316 Double Braid

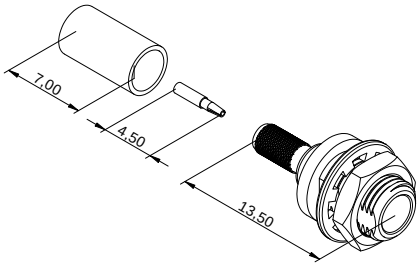

Characteristics	
Frequency Range	DC~6 GHz
Impedance	50 Ω
Withstanding Voltage	500 V (RMS)
Operating Temperature	-55 up to +155 °C
Mating Cycle	500 Cycles

Order Code	Assembly Center Contact	Assembly Ferrule	Center Contact	VSWR	IL (dB)
66026421110620	Solder	Crimp	Ø 0.6	1.3	0.3

WR-MMCX MMCX Straight Bulkhead Jack Solder Type

For Hand-Formable Cable RG405/.085"

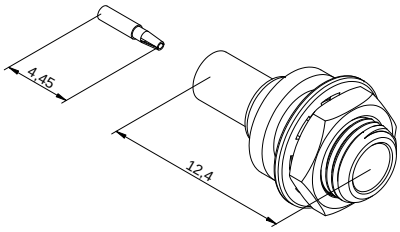

Characteristics	
Frequency Range	DC~6 GHz
Impedance	50 Ω
Withstanding Voltage	500 V (RMS)
Operating Temperature	-55 up to +155 °C
Mating Cycle	500 Cycles

Order Code	Assembly Center Contact	Center Contact	VSWR	IL (dB)
66029421110820	Solder	Ø 0.6	1.3	0.3

WR-MCX
MCX Connectors

The MCX (Micro Coaxial) series is featured with snap-on coupling mechanism to make you have fast and convenient connection. It has an impedance of 50 ohm, and offering frequency up to 6 GHz. Thanks to its excellent blend of size, weight, and performance, it's good to miniaturize your application.



Features & Benefits

- Interface in accordance with IEC 61169-36
- 50 ohms for frequency range up to 6 GHz
- Snap-on coupling mechanism for fast and easy connection
- High durability up to 500 cycles

WR-MCX

MCX Connectors

Gender	Orientation Type	PCB/Cable/Panel	Mount	Center Contact	Cable	Order Code	Page
Jack	Right Angle	PCB	THT	Ø 0.96	–	60611002111501	38
Jack	Right Angle	PCB	THT	Ø 0.96	–	60611002111502	38
Jack	Right Angle	PCB	SMT	Ø 0.96	–	60611102111303	39
Jack	Straight	PCB	THT	Ø 0.96	–	60612002111504	39
Jack	Straight	PCB	THT	Ø 0.96	–	60612002111505	40
Jack	Straight	PCB	SMT	Ø 0.96	–	60612102111406	40
Jack	Straight	PCB	End Launch	Ø 0.96	–	60612202111307	41
Jack	Straight	PCB	End Launch	Ø 0.96	–	60612202111308	41
Jack	Straight	PCB	End Launch	Ø 0.5	–	60612202111309	42
Jack	Straight	PCB	End Launch	Ø 0.48	–	60612202111510	42
Jack	Straight	PCB	End Launch	Ø 0.48	–	60612202111511	43
Plug	Right Angle	PCB	THT	Ø 0.96	–	60613003121501	43
Plug	Straight	PCB	THT	Ø 0.96	–	60614003121504	44
Jack	Straight	Panel	–	Ø 1.45	–	60612432111512	44
Jack	Straight	Panel	Press-In	Ø 1.2	–	60612702111513	45
Plug	Straight	Cable	Crimp	Ø 0.4	RG178/RG196	60646031210420	45
Plug	Straight	Cable	Crimp	Ø 0.6	RG174/RG316/ RG188	60646031210320	46
Plug	Straight	Cable	Crimp	Ø 0.6	RG316 Double Braid	60646031210620	46
Plug	Straight	Cable	Solder	Ø 0.6	RG405/.085"	60649031210820	47
Plug	Right Angle	Cable	Crimp	–	RG178/RG196	60636031210420	47
Plug	Right Angle	Cable	Crimp	–	RG174/RG316/ RG188	60636031210320	48
Plug	Right Angle	Cable	Crimp	–	RG316 Double Braid	60636031210620	48
Plug	Right Angle	Cable	Solder	–	RG405/.085"	60639031210820	49
Jack	Straight	Cable	Crimp	Ø 0.4	RG178/RG196	60626021110420	49
Jack	Straight	Cable	Crimp	Ø 0.6	RG174/RG316/ RG188	60626021110320	50
Jack	Straight	Cable	Crimp	Ø 0.6	RG316 Double Braid	60626021110620	50
Jack	Straight	Cable	Solder	Ø 0.6	RG405/.085"	60629021110820	51
Jack	Straight	Cable	Crimp	Ø 0.4	RG178/RG196	60626421110420	51
Jack	Straight	Cable	Crimp	Ø 0.6	RG174/RG316/ RG188	60626421110320	52
Jack	Straight	Cable	Crimp	Ø 0.6	RG316 Double Braid	60626421110620	52
Jack	Straight	Cable	Solder	Ø 0.6	RG405/.085"	60629421110820	53

WR-MCX MCX PCB THT Jack

Right Angle 3.94mm Solder Leg

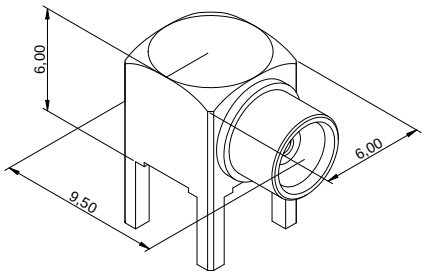

Characteristics	
Frequency Range	DC~6 GHz
Impedance	50 Ω
Withstanding Voltage	750 V (RMS)
Operating Temperature	-55 up to +155 °C
Mating Cycle	500 Cycles
Soldering	JEDEC lead free wave soldering

Order Code	Center Contact	Center Contact Retention (Axial) (N)	VSWR	IL (dB)
60611002111501	Ø 0.96	10	1.3	0.25

WR-MCX MCX PCB THT Jack

Right Angle 1.73mm Solder Leg

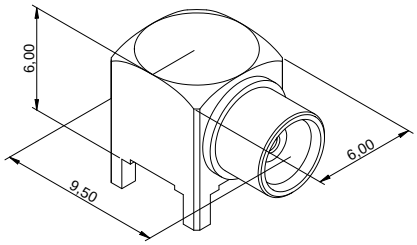

Characteristics	
Frequency Range	DC~6 GHz
Impedance	50 Ω
Withstanding Voltage	750 V (RMS)
Operating Temperature	-55 up to +155 °C
Mating Cycle	500 Cycles
Soldering	JEDEC lead free wave soldering

Order Code	Center Contact	Center Contact Retention (Axial) (N)	VSWR	IL (dB)
60611002111502	Ø 0.96	10	1.3	0.25

WR-MCX MCX SMT Jack

Right Angle



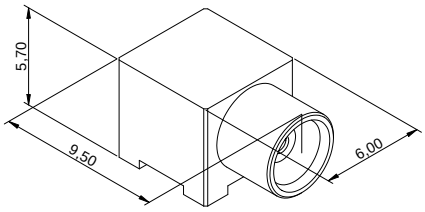

Characteristics	
Frequency Range	DC~ 6 GHz
Impedance	50 Ω
Withstanding Voltage	750 V (RMS)
Operating Temperature	-55 up to +155 °C
Mating Cycle	500 Cycles
Soldering	JEDEC lead free reflow soldering

Order Code	Center Contact	Center Contact Retention (Axial) (N)	VSWR	IL (dB)
60611102111303	Ø 0.96	10	1.3	0.25

WR-MCX MCX PCB THT Jack

Straight 3.94mm Solder Leg

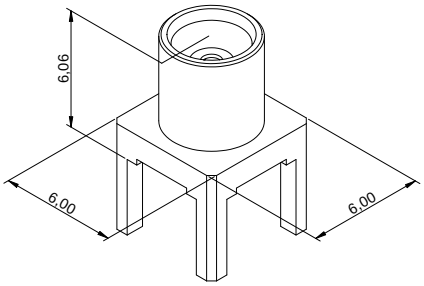

Characteristics	
Frequency Range	DC~6 GHz
Impedance	50 Ω
Withstanding Voltage	750 V (RMS)
Operating Temperature	-55 up to +155 °C
Mating Cycle	500 Cycles
Soldering	JEDEC lead free wave soldering

Order Code	Center Contact	Center Contact Retention (Axial) (N)	VSWR	IL (dB)
60612002111504	Ø 0.96	10	1.3	0.25

WR-MCX MCX PCB THT Jack

Straight 1.73mm Solder Leg



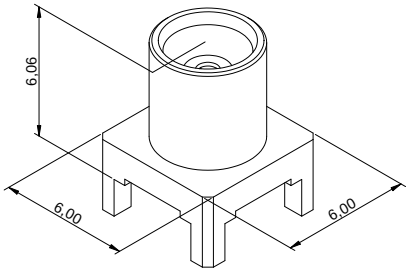

Characteristics	
Frequency Range	DC~6 GHz
Impedance	50 Ω
Withstanding Voltage	750 V (RMS)
Operating Temperature	-55 up to +155 °C
Mating Cycle	500 Cycles
Soldering	JEDEC lead free wave soldering

Order Code	Center Contact	Center Contact Retention (Axial) (N)	VSWR	IL (dB)
60612002111505	Ø 0.96	10	1.3	0.25

WR-MCX MCX SMT Jack

Straight

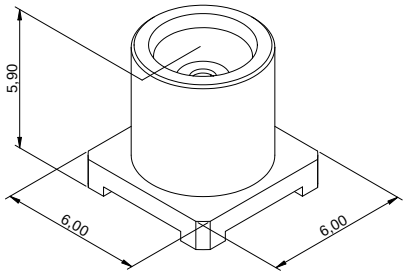

Characteristics	
Frequency Range	DC~6 GHz
Impedance	50 Ω
Withstanding Voltage	750 V (RMS)
Operating Temperature	-55 up to +155 °C
Mating Cycle	500 Cycles
Soldering	JEDEC lead free reflow soldering

Order Code	Center Contact	Center Contact Retention (Axial) (N)	VSWR	IL (dB)
60612102111406	Ø 0.96	10	1.3	0.25

WR-MCX MCX PCB End Launch Jack

SMT Edge Card for PCB 1.6mm Max.



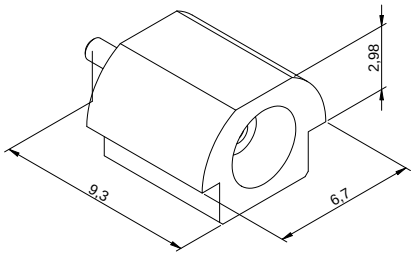

Characteristics	
Frequency Range	DC~6 GHz
Impedance	50 Ω
Withstanding Voltage	750 V (RMS)
Operating Temperature	-55 up to +155 °C
Mating Cycle	500 Cycles
Soldering	JEDEC lead free reflow soldering

Order Code	Center Contact	Center Contact Retention (Axial) (N)	VSWR	IL (dB)
60612202111307	Ø 0.96	10	1.3	0.25

WR-MCX MCX PCB End Launch Jack

SMT Edge Card Extented solder leg for PCB 1.6mm max.



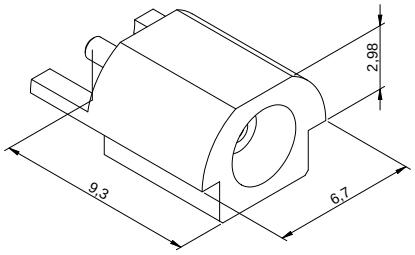

Characteristics	
Frequency Range	DC~6 GHz
Impedance	50 Ω
Withstanding Voltage	750 V (RMS)
Operating Temperature	-55 up to +155 °C
Mating Cycle	500 Cycles
Soldering	JEDEC lead free reflow soldering

Order Code	Center Contact	Center Contact Retention (Axial) (N)	VSWR	IL (dB)
60612202111308	Ø 0.96	10	1.3	0.25

WR-MCX MCX PCB End Launch Jack

Reversible SMT Edge Card for PCB 1.6mm max.

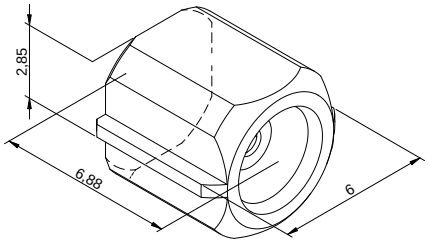

Characteristics	
Frequency Range	DC~6 GHz
Impedance	50 Ω
Withstanding Voltage	750 V (RMS)
Operating Temperature	-55 up to +155 °C
Mating Cycle	500 Cycles
Soldering	JEDEC lead free reflow soldering

Order Code	Center Contact	Center Contact Retention (Axial) (N)	VSWR	IL (dB)
60612202111309	Ø 0.5	10	1.3	0.25

WR-MCX MCX PCB End Launch Jack

For PCB 1.1 mm

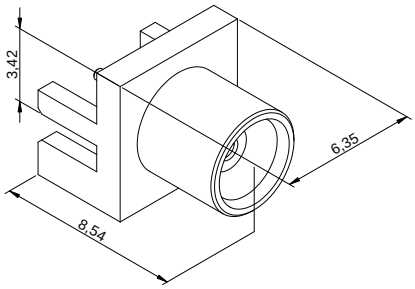

Characteristics	
Frequency Range	DC~6 GHz
Impedance	50 Ω
Withstanding Voltage	750 V (RMS)
Operating Temperature	-55 up to +155 °C
Mating Cycle	500 Cycles
Soldering	JEDEC lead free reflow soldering

Order Code	Center Contact	Center Contact Retention (Axial) (N)	VSWR	IL (dB)
60612202111510	Ø 0.48	10	1.3	0.25

WR-MCX MCX PCB End Launch Jack

For PCB 1.6mm

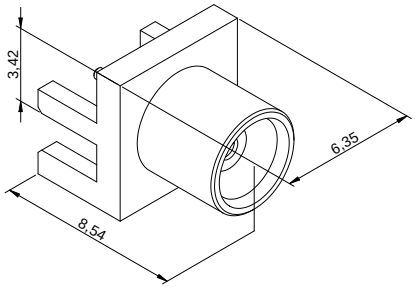

Characteristics	
Frequency Range	DC~6 GHz
Impedance	50 Ω
Withstanding Voltage	750 V (RMS)
Operating Temperature	-55 up to +155 °C
Mating Cycle	500 Cycles
Soldering	JEDEC lead free reflow soldering

Order Code	Center Contact	Center Contact Retention (Axial) (N)	VSWR	IL (dB)
60612202111511	Ø 0.48	10	1.3	0.25

WR-MCX MCX PCB THT Plug

Right Angle 3.94mm Solder Leg

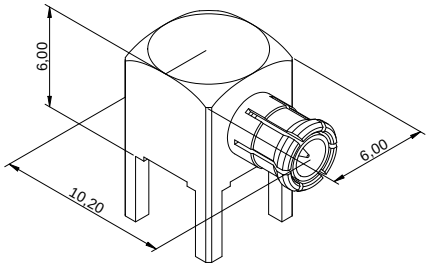

Characteristics	
Frequency Range	DC~ 6 GHz
Impedance	50 Ω
Withstanding Voltage	750 V (RMS)
Operating Temperature	-55 up to +155 °C
Mating Cycle	500 Cycles
Soldering	JEDEC lead free wave soldering

Order Code	Center Contact	Center Contact Retention (Axial) (N)	VSWR	IL (dB)
60613003121501	Ø 0.96	10	1.3	0.25

WR-MCX MCX PCB THT Plug

Straight 3.94mm Solder Leg

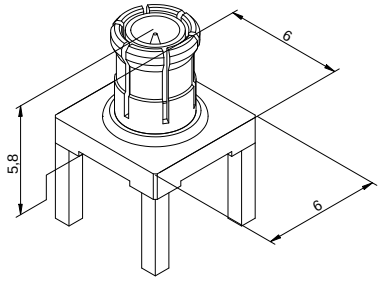

Characteristics	
Frequency Range	DC~6 GHz
Impedance	50 Ω
Withstanding Voltage	750 V (RMS)
Operating Temperature	-55 up to +155 °C
Mating Cycle	500 Cycles
Soldering	JEDEC lead free wave soldering

Order Code	Center Contact	Center Contact Retention (Axial) (N)	VSWR	IL (dB)
60614003121504	Ø 0.96	10	1.3	0.25

WR-MCX MCX Bulkhead Receptacle Jack

Panel Thickness 2.6mm Max.



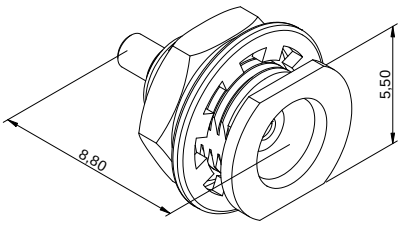

Characteristics	
Frequency Range	DC~6 GHz
Impedance	50 Ω
Withstanding Voltage	750 V (RMS)
Operating Temperature	-55 up to +155 °C
Mating Cycle	500 Cycles

Order Code	Center Contact	Center Contact Retention (Axial) (N)	VSWR	IL (dB)
60612432111512	Ø 1.45	10	1.3	0.25

WR-MCX MCX Panel Jack

Press In

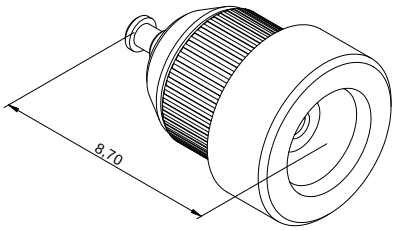

Characteristics	
Frequency Range	DC~6 GHz
Impedance	50 Ω
Withstanding Voltage	750 V (RMS)
Operating Temperature	-55 up to +155 °C
Mating Cycle	500 Cycles

1

Order Code	Center Contact	Center Contact Retention (Axial) (N)	VSWR	IL (dB)
60612702111513	Ø 1.2	10	1.3	0.25

WR-MCX MCX Straight Plug Crimp Type

For Flexible Cable RG178/RG196

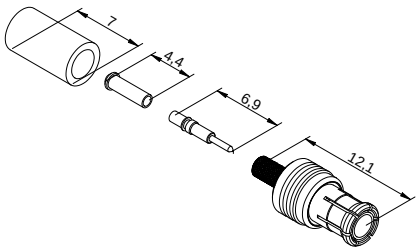

Characteristics	
Frequency Range	DC~3 GHz
Impedance	50 Ω
Withstanding Voltage	750 V (RMS)
Operating Temperature	-55 up to +155 °C
Mating Cycle	500 Cycles

Order Code	Assembly Center Contact	Assembly Ferrule	Center Contact	VSWR	IL (dB)
60646031210420	Solder	Crimp	Ø 0.4	1.3	0.25

WR-MCX MCX Straight Plug Crimp Type

For Flexible Cable RG174/RG316/RG188

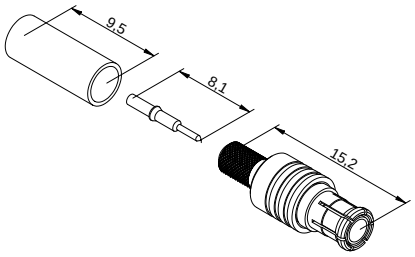

Characteristics	
Frequency Range	DC~6 GHz
Impedance	50 Ω
Withstanding Voltage	750 V (RMS)
Operating Temperature	-55 up to +155 °C
Mating Cycle	500 Cycles

Order Code	Assembly Center Contact	Assembly Ferrule	Center Contact	VSWR	IL (dB)
60646031210320	Solder	Crimp	Ø 0.6	1.3	0.25

WR-MCX MCX Straight Plug Crimp Type

For Flexible Cable RG316 Double Braid

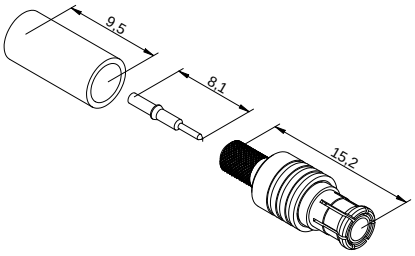

Characteristics	
Frequency Range	DC~6 GHz
Impedance	50 Ω
Withstanding Voltage	750 V (RMS)
Operating Temperature	-55 up to +155 °C
Mating Cycle	500 Cycles

Order Code	Assembly Center Contact	Assembly Ferrule	Center Contact	VSWR	IL (dB)
60646031210620	Solder	Crimp	Ø 0.6	1.3	0.25

WR-MCX MCX Straight Plug Solder Type

For Hand-Formable Cable RG405/.085"

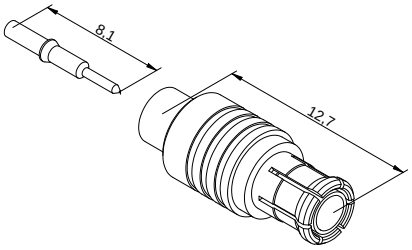

Characteristics	
Frequency Range	DC~6 GHz
Impedance	50 Ω
Withstanding Voltage	750 V (RMS)
Operating Temperature	-55 up to +155 °C
Mating Cycle	500 Cycles

Order Code	Assembly Center Contact	Center Contact	VSWR	IL (dB)
60649031210820	Solder	Ø 0.6	1.3	0.25

WR-MCX MCX Right Angle Plug Crimp Type

For Flexible Cable RG178/RG196



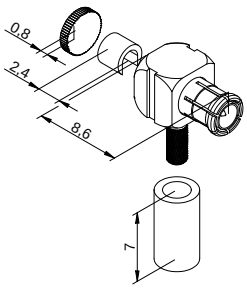

Characteristics	
Frequency Range	DC~3 GHz
Impedance	50 Ω
Withstanding Voltage	750 V (RMS)
Operating Temperature	-55 up to +155 °C
Mating Cycle	500 Cycles

Order Code	Assembly Center Contact	Assembly Ferrule	VSWR	IL (dB)
60636031210420	Solder	Crimp	1.3	0.25

WR-MCX MCX Right Angle Plug Crimp Type

For Flexible Cable RG174/RG316/RG188

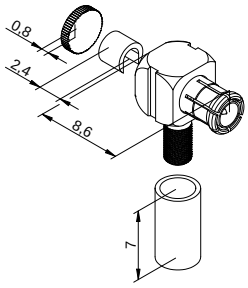

Characteristics	
Frequency Range	DC~6 GHz
Impedance	50 Ω
Withstanding Voltage	750 V (RMS)
Operating Temperature	-55 up to +155 °C
Mating Cycle	500 Cycles

Order Code	Assembly Center Contact	Assembly Ferrule	VSWR	IL (dB)
60636031210320	Solder	Crimp	1.3	0.25

WR-MCX MCX Right Angle Plug Crimp Type

For Flexible Cable RG316 Double Braid

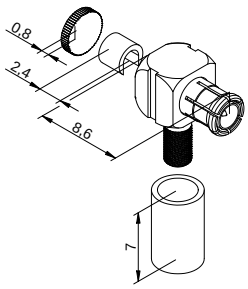

Characteristics	
Frequency Range	DC~6 GHz
Impedance	50 Ω
Withstanding Voltage	750 V (RMS)
Operating Temperature	-55 up to +155 °C
Mating Cycle	500 Cycles

Order Code	Assembly Center Contact	Assembly Ferrule	VSWR	IL (dB)
60636031210620	Solder	Crimp	1.3	0.25

WR-MCX MCX Right Angle Plug Solder Type

For Hand-Formable Cable RG405/.085"



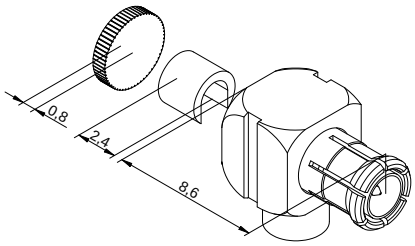

Characteristics	
Frequency Range	DC~6 GHz
Impedance	50 Ω
Withstanding Voltage	750 V (RMS)
Operating Temperature	-55 up to +155 °C
Mating Cycle	500 Cycles

Order Code	Assembly Center Contact	VSWR	IL (dB)
60639031210820	Solder	1.3	0.25

WR-MCX MCX Straight Jack Crimp Type

For Flexible Cable RG178/RG196

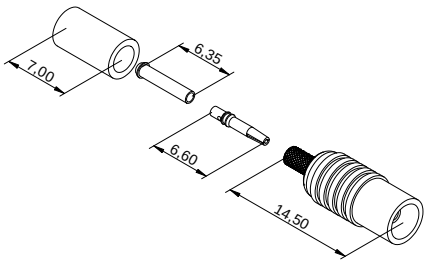

Characteristics	
Frequency Range	DC~3 GHz
Impedance	50 Ω
Withstanding Voltage	750 V (RMS)
Operating Temperature	-55 up to +155 °C
Mating Cycle	500 Cycles

Order Code	Assembly Center Contact	Assembly Ferrule	Center Contact	VSWR	IL (dB)
60626021110420	Solder	Crimp	Ø 0.4	1.3	0.25

WR-MCX MCX Straight Jack Crimp Type

For Flexible Cable RG174/RG316/RG188

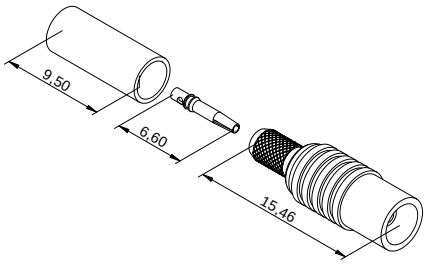

Characteristics	
Frequency Range	DC~6 GHz
Impedance	50 Ω
Withstanding Voltage	750 V (RMS)
Operating Temperature	-55 up to +155 °C
Mating Cycle	500 Cycles

Order Code	Assembly Center Contact	Assembly Ferrule	Center Contact	VSWR	IL (dB)
60626021110320	Solder	Crimp	Ø 0.6	1.3	0.25

WR-MCX MCX Straight Jack Crimp Type

For Flexible Cable RG316 Double Braid

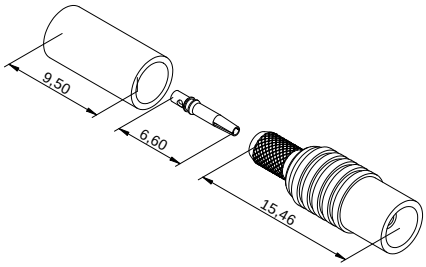

Characteristics	
Frequency Range	DC~6 GHz
Impedance	50 Ω
Withstanding Voltage	750 V (RMS)
Operating Temperature	-55 up to +155 °C
Mating Cycle	500 Cycles

Order Code	Assembly Center Contact	Assembly Ferrule	Center Contact	VSWR	IL (dB)
60626021110620	Solder	Crimp	Ø 0.6	1.3	0.25

WR-MCX MCX Straight Jack Solder Type

For Hand-Formable Cable RG405/.085"

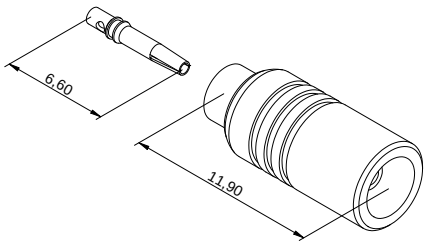

Characteristics	
Frequency Range	DC~6 GHz
Impedance	50 Ω
Withstanding Voltage	750 V (RMS)
Operating Temperature	-55 up to +155 °C
Mating Cycle	500 Cycles

Order Code	Assembly Center Contact	Center Contact	VSWR	IL (dB)
60629021110820	Solder	Ø 0.6	1.3	0.25

WR-MCX MCX Straight Bulkhead Jack Crimp Type

For Flexible Cable RG178/RG196



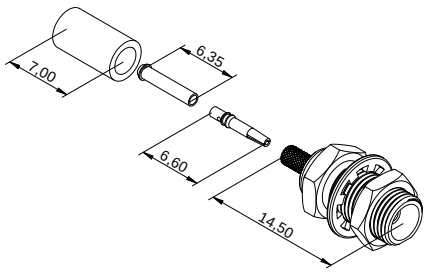

Characteristics	
Frequency Range	DC~3 GHz
Impedance	50 Ω
Withstanding Voltage	750 V (RMS)
Operating Temperature	-55 up to +155 °C
Mating Cycle	500 Cycles

Order Code	Assembly Center Contact	Assembly Ferrule	Center Contact	VSWR	IL (dB)
60626421110420	Solder	Crimp	Ø 0.4	1.3	0.25

WR-MCX MCX Straight Bulkhead Jack Crimp Type

For Flexible Cable RG174/RG316/RG188

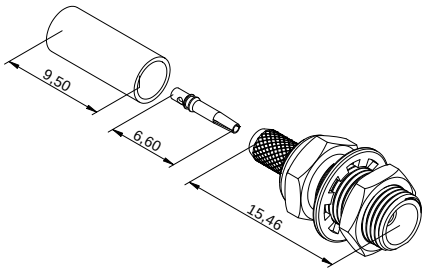

Characteristics	
Frequency Range	DC~6 GHz
Impedance	50 Ω
Withstanding Voltage	750 V (RMS)
Operating Temperature	-55 up to +155 °C
Mating Cycle	500 Cycles

Order Code	Assembly Center Contact	Assembly Ferrule	Center Contact	VSWR	IL (dB)
60626421110320	Solder	Crimp	Ø 0.6	1.3	0.25

WR-MCX MCX Straight Bulkhead Jack Crimp Type

For Flexible Cable RG316 Double Braid

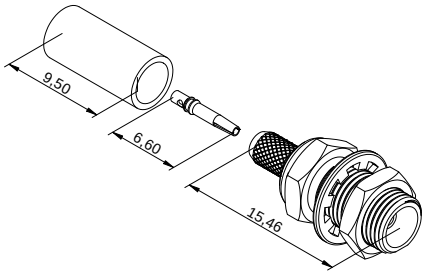

Characteristics	
Frequency Range	DC~6 GHz
Impedance	50 Ω
Withstanding Voltage	750 V (RMS)
Operating Temperature	-55 up to +155 °C
Mating Cycle	500 Cycles

Order Code	Assembly Center Contact	Assembly Ferrule	Center Contact	VSWR	IL (dB)
60626421110620	Solder	Crimp	Ø 0.6	1.3	0.25

WR-MCX MCX Straight Bulkhead Jack Solder Type

For Hand-Formable Cable RG405/.085"

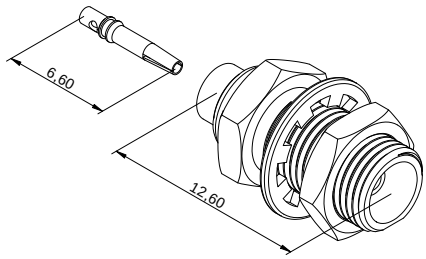

Characteristics	
Frequency Range	DC~6 GHz
Impedance	50 Ω
Withstanding Voltage	750 V (RMS)
Operating Temperature	-55 up to +155 °C
Mating Cycle	500 Cycles

Order Code	Assembly Center Contact	Center Contact	VSWR	IL (dB)
60629421110820	Solder	Ø 0.6	1.3	0.25

WR-SMB
SMB Connectors

Subminiature coax connectors-SMB series are designed with snap-on coupling feature. Its size is smaller than SMA, and suits application up to 4 GHz. We offer a large range of SMB connectors, including PCB receptacles from THT, SMT, to edge card; and cable connectors for plugs and jacks. Jacks are available especially for rear-mounted bulkhead mounting feature.

Wurth Elektonik defines Jack and Plug in accordance with body configuration. Jacks have male center contacts, and plugs have female center contacts.



Features & Benefits

- Interface in accordance with MIL-STD-348
- Circuit miniaturization with wide range of configurations
- Snap on with coupling mechanism ideal for fast installation
- 50 ohms for frequency up to 4 GHz
- High durability up to 500 cycles

WR-SMB

SMB Connectors

	Gender	Orientation Type	PCB/Cable/Panel	Mount	Center Contact	Cable	Order Code	Page
NEW!	Jack	Right Angle	PCB	THT	Ø 0.96	–	61611002121501	56
NEW!	Jack	Right Angle	PCB	THT	Ø 0.96	–	61611042121502	56
NEW!	Jack	Straight	PCB	THT	Ø 0.96	–	61612002121503	57
NEW!	Jack	Straight	PCB	THT	Ø 0.96	–	61612042121504	57
NEW!	Jack	Straight	PCB	SMT	Ø 0.96	–	61612102121405	58
NEW!	Jack	Straight	PCB	End Launch	Ø 0.5	–	61612202121306	58
NEW!	Plug	Right Angle	PCB	THT	Ø 0.96	–	61613002111501	59
NEW!	Plug	Straight	PCB	THT	Ø 0.96	–	61614002111503	59
NEW!	Plug	Straight	Cable	Crimp	Ø 0.4	RG178/RG196	61646021110420	60
NEW!	Plug	Straight	Cable	Crimp	Ø 0.6	RG174/RG316/ RG188	61646021110320	60
NEW!	Plug	Straight	Cable	Crimp	Ø 0.6	RG316 Double Braid	61646021110620	61
NEW!	Plug	Right Angle	Cable	Crimp	–	RG178/RG196	61636021110420	61
NEW!	Plug	Right Angle	Cable	Crimp	–	RG174/RG316/ RG188	61636021110320	62
NEW!	Plug	Right Angle	Cable	Crimp	–	RG316 Double Braid	61636021110620	62
NEW!	Jack	Straight	Cable	Crimp	Ø 0.4	RG178/RG196	61626021210420	63
NEW!	Jack	Straight	Cable	Crimp	Ø 0.6	RG174/RG316/ RG188	61626021210320	63
NEW!	Jack	Straight	Cable	Crimp	Ø 0.6	RG316 Double Braid	61626021210620	64
NEW!	Jack	Straight	Cable	Crimp	Ø 0.4	RG178/RG196	61626421210420	64
NEW!	Jack	Straight	Cable	Crimp	Ø 0.6	RG174/RG316/ RG188	61626421210320	65
NEW!	Jack	Straight	Cable	Crimp	Ø 0.6	RG316 Double Braid	61626421210620	65

WR-SMB SMB PCB THT Jack

Right Angle

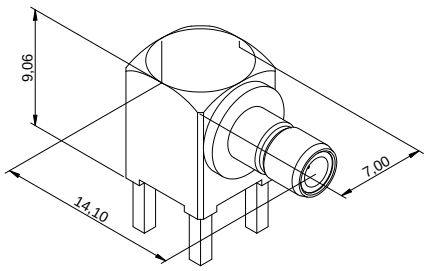

Characteristics	
Frequency Range	DC~4 GHz
Impedance	50 Ω
Withstanding Voltage	1000 V (RMS)
Operating Temperature	-65 up to +165 °C
Mating Cycle	500 Cycles
Soldering	JEDEC lead free wave soldering

	Order Code	Center Contact	Center Contact Retention (Axial) (N)	VSWR	IL (dB)
NEW!	61611002121501	Ø 0.96	17.8	1.5	0.2

WR-SMB SMB PCB THT Jack

Right Angle Rear Mount Bulkhead



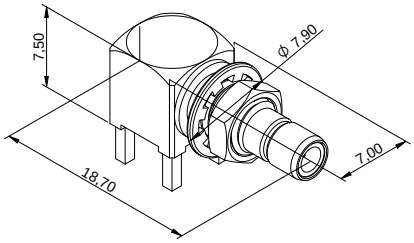

Characteristics	
Frequency Range	DC~4 GHz
Impedance	50 Ω
Withstanding Voltage	1000 V (RMS)
Operating Temperature	-65 up to +165 °C
Mating Cycle	500 Cycles
Soldering	JEDEC lead free wave soldering

	Order Code	Center Contact	Center Contact Retention (Axial) (N)	VSWR	IL (dB)
NEW!	61611042121502	Ø 0.96	17.8	1.5	0.2

WR-SMB SMB PCB THT Jack

Straight

NEW!

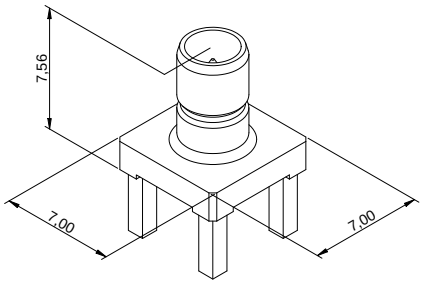

Characteristics	
Frequency Range	DC~4 GHz
Impedance	50 Ω
Withstanding Voltage	1000 V (RMS)
Operating Temperature	-65 up to +165 °C
Mating Cycle	500 Cycles
Soldering	JEDEC lead free wave soldering

	Order Code	Center Contact	Center Contact Retention (Axial) (N)	VSWR	IL (dB)
NEW!	61612002121503	Ø 0.96	17.8	1.3	0.2

WR-SMB SMB PCB THT Jack

Straight Rear Mount Bulkhead

NEW!

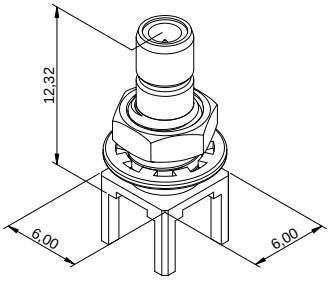

Characteristics	
Frequency Range	DC~4 GHz
Impedance	50 Ω
Withstanding Voltage	1000 V (RMS)
Operating Temperature	-65 up to +165 °C
Mating Cycle	500 Cycles
Soldering	JEDEC lead free wave soldering

	Order Code	Center Contact	Center Contact Retention (Axial) (N)	VSWR	IL (dB)
NEW!	61612042121504	Ø 0.96	17.8	1.3	0.2

WR-SMB SMB PCB SMT Jack

Straight

NEW!

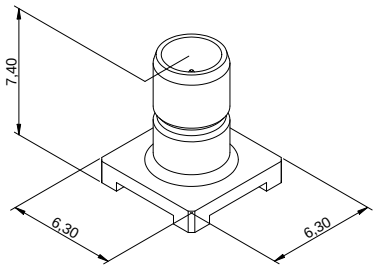

Characteristics	
Frequency Range	DC~4 GHz
Impedance	50 Ω
Withstanding Voltage	1000 V (RMS)
Operating Temperature	-65 up to +165 °C
Mating Cycle	500 Cycles
Soldering	JEDEC lead free reflow soldering

	Order Code	Center Contact	Center Contact Retention (Axial) (N)	VSWR	IL (dB)
NEW!	61612102121405	Ø 0.96	17.8	1.3	0.2

WR-SMB SMB PCB End Launch Jack

SMT Edge Card for PCB 1.2 mm Max.

NEW!

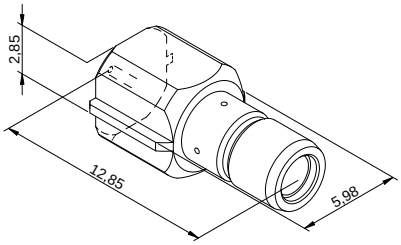

Characteristics	
Frequency Range	DC~4 GHz
Impedance	50 Ω
Withstanding Voltage	1000 V (RMS)
Operating Temperature	-65 up to +165 °C
Mating Cycle	500 Cycles
Soldering	JEDEC lead free reflow soldering

	Order Code	Center Contact	Center Contact Retention (Axial) (N)	VSWR	IL (dB)
NEW!	61612202121306	Ø 0.5	17.8	1.3	0.2

WR-SMB SMB PCB THT Plug

Right Angle

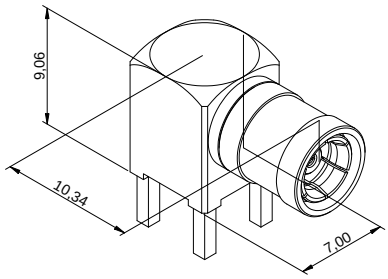

Characteristics	
Frequency Range	DC~4 GHz
Impedance	50 Ω
Withstanding Voltage	1000 V (RMS)
Operating Temperature	-65 up to +165 °C
Mating Cycle	500 Cycles
Soldering	JEDEC lead free wave soldering

	Order Code	Center Contact	Center Contact Retention (Axial) (N)	VSWR	IL (dB)
NEW!	61613002111501	Ø 0.96	17.8	1.5	0.2

WR-SMB SMB PCB THT Plug

Straight

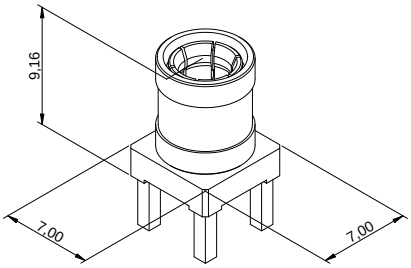

Characteristics	
Frequency Range	DC~4 GHz
Impedance	50 Ω
Withstanding Voltage	1000 V (RMS)
Operating Temperature	-65 up to +165 °C
Mating Cycle	500 Cycles
Soldering	JEDEC lead free wave soldering

	Order Code	Center Contact	Center Contact Retention (Axial) (N)	VSWR	IL (dB)
NEW!	61614002111503	Ø 0.96	17.8	1.3	0.2

WR-SMB SMB Straight Plug Crimp Type

For Flexible Cable RG178/RG196

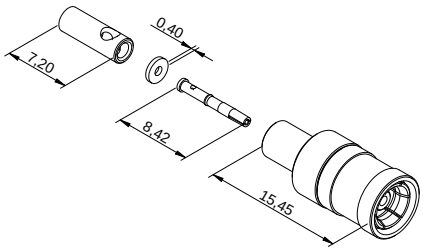

Characteristics	
Frequency Range	DC~3 GHz
Impedance	50 Ω
Withstanding Voltage	750 V (RMS)
Operating Temperature	-65 up to +165 °C
Mating Cycle	500 Cycles

	Order Code	Assembly Center Contact	Center Contact	Assembly Ferrule	VSWR	IL (dB)
NEW!	61646021110420	Solder	Ø 0.4	Crimp	1.3	0.18

WR-SMB SMB Straight Plug Crimp Type

For Flexible Cable RG174/RG316/RG188

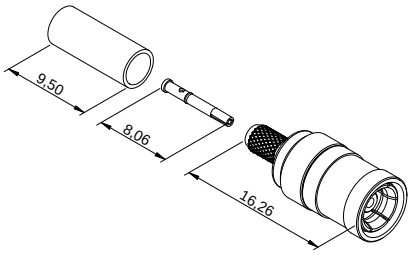

Characteristics	
Frequency Range	DC~4 GHz
Impedance	50 Ω
Withstanding Voltage	1000 V (RMS)
Operating Temperature	-65 up to +165 °C
Mating Cycle	500 Cycles

	Order Code	Assembly Center Contact	Center Contact	Assembly Ferrule	VSWR	IL (dB)
NEW!	61646021110320	Solder	Ø 0.6	Crimp	1.3	0.2

WR-SMB SMB Straight Plug Crimp Type

For Flexible Cable RG316 Double Braid

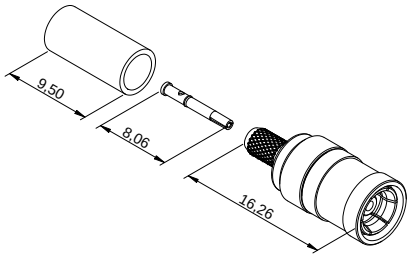

Characteristics	
Frequency Range	DC~4 GHz
Impedance	50 Ω
Withstanding Voltage	1000 V (RMS)
Operating Temperature	-65 up to +165 °C
Mating Cycle	500 Cycles

	Order Code	Assembly Center Contact	Center Contact	Assembly Ferrule	VSWR	IL (dB)
NEW!	61646021110620	Solder	Ø 0.6	Crimp	1.3	0.2

WR-SMB SMB Right Angle Plug Crimp Type

For Flexible Cable RG178/RG196

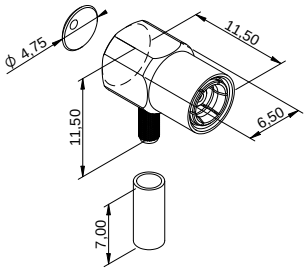

Characteristics	
Frequency Range	DC~3 GHz
Impedance	50 Ω
Withstanding Voltage	750 V (RMS)
Operating Temperature	-65 up to +165 °C
Mating Cycle	500 Cycles

	Order Code	Assembly Center Contact	Assembly Ferrule	VSWR	IL (dB)
NEW!	61636021110420	Solder	Crimp	1.5	0.18

WR-SMB SMB Right Angle Plug Crimp Type

For Flexible Cable RG174/RG316/RG188

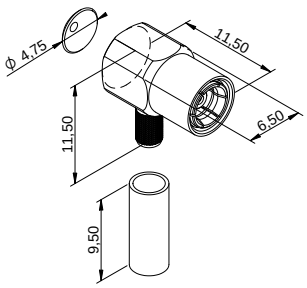

Characteristics	
Frequency Range	DC~4 GHz
Impedance	50 Ω
Withstanding Voltage	1000 V (RMS)
Operating Temperature	-65 up to +165 °C
Mating Cycle	500 Cycles

	Order Code	Assembly Center Contact	Assembly Ferrule	VSWR	IL (dB)
NEW!	61636021110320	Solder	Crimp	1.5	0.2

WR-SMB SMB Right Angle Plug Crimp Type

For Flexible Cable RG316 Double Braid

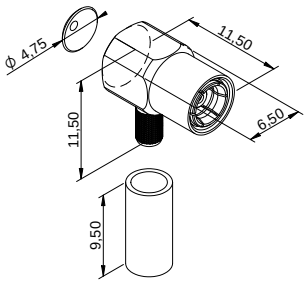

Characteristics	
Frequency Range	DC~4 GHz
Impedance	50 Ω
Withstanding Voltage	1000 V (RMS)
Operating Temperature	-65 up to +165 °C
Mating Cycle	500 Cycles

	Order Code	Assembly Center Contact	Assembly Ferrule	VSWR	IL (dB)
NEW!	61636021110620	Solder	Crimp	1.5	0.2

WR-SMB SMB Straight Jack Crimp Type

For Flexible Cable RG178/RG196

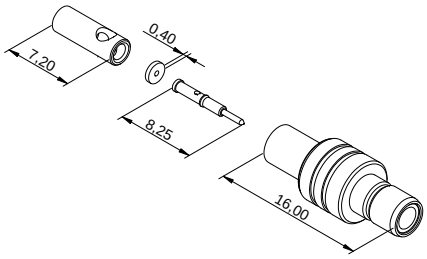

Characteristics	
Frequency Range	DC~3 GHz
Impedance	50 Ω
Withstanding Voltage	750 V (RMS)
Operating Temperature	-65 up to +165 °C
Mating Cycle	500 Cycles

	Order Code	Assembly Center Contact	Center Contact	Assembly Ferrule	VSWR	IL (dB)
NEW!	61626021210420	Solder	Ø 0.4	Crimp	1.3	0.18

1

WR-SMB SMB Straight Jack Crimp Type

For Flexible Cable RG174/RG316/RG188

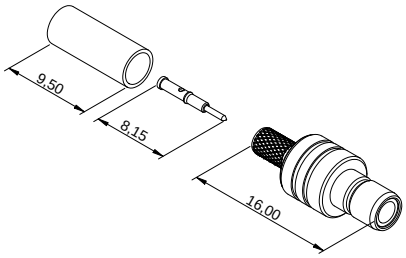

Characteristics	
Frequency Range	DC~4 GHz
Impedance	50 Ω
Withstanding Voltage	1000 V (RMS)
Operating Temperature	-65 up to +165 °C
Mating Cycle	500 Cycles

	Order Code	Assembly Center Contact	Center Contact	Assembly Ferrule	VSWR	IL (dB)
NEW!	61626021210320	Solder	Ø 0.6	Crimp	1.3	0.2

WR-SMB SMB Straight Jack Crimp Type

For Flexible Cable RG316 Double Braid



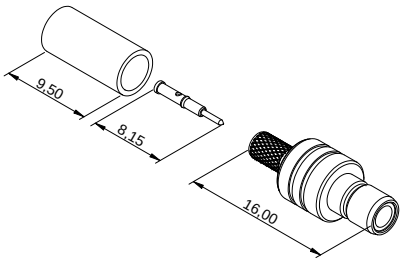

Characteristics	
Frequency Range	DC~4 GHz
Impedance	50 Ω
Withstanding Voltage	1000 V (RMS)
Operating Temperature	-65 up to +165 °C
Mating Cycle	500 Cycles

	Order Code	Assembly Center Contact	Center Contact	Assembly Ferrule	VSWR	IL (dB)
NEW!	61626021210620	Solder	Ø 0.6	Crimp	1.3	0.2

WR-SMB SMB Straight Bulkhead Jack Crimp Type

For Flexible Cable RG178/RG196

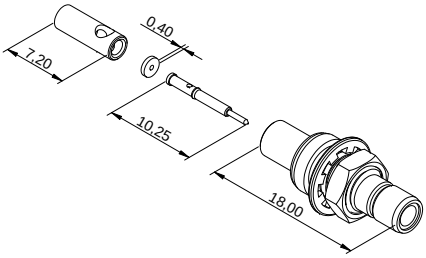

Characteristics	
Frequency Range	DC~3 GHz
Impedance	50 Ω
Withstanding Voltage	750 V (RMS)
Operating Temperature	-65 up to +165 °C
Mating Cycle	500 Cycles

	Order Code	Assembly Center Contact	Center Contact	Assembly Ferrule	VSWR	IL (dB)
NEW!	61626421210420	Solder	Ø 0.4	Crimp	1.3	0.18

WR-SMB SMB Straight Bulkhead Jack Crimp Type

For Flexible Cable RG174/RG316/RG188

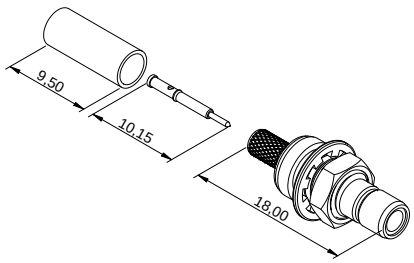

Characteristics	
Frequency Range	DC~4 GHz
Impedance	50 Ω
Withstanding Voltage	1000 V (RMS)
Operating Temperature	-65 up to +165 °C
Mating Cycle	500 Cycles

	Order Code	Assembly Center Contact	Center Contact	Assembly Ferrule	VSWR	IL (dB)
NEW!	61626421210320	Solder	Ø 0.6	Crimp	1.3	0.2

WR-SMB SMB Straight Bulkhead Jack Crimp Type

For Flexible Cable RG316 Double Braid

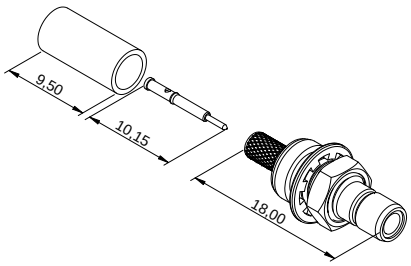

Characteristics	
Frequency Range	DC~4 GHz
Impedance	50 Ω
Withstanding Voltage	1000 V (RMS)
Operating Temperature	-65 up to +165 °C
Mating Cycle	500 Cycles

	Order Code	Assembly Center Contact	Center Contact	Assembly Ferrule	VSWR	IL (dB)
NEW!	61626421210620	Solder	Ø 0.6	Crimp	1.3	0.2

WR-SMA
SMA Connectors

Subminiature coax connectors-SMA series are designed with threaded coupling technology to ensure high mechanical stability and the bridge between RF and microwave frequencies. It's served various applications from telecommunications, data communication, test and measurement systems, and industrial fields. Würth Elektronik offers a wide range of connectors from PCB to panel solutions in different orientation and termination types with bulkhead and multiple flange mounting options.



Features

- Interface in accordance with MIL-STD-348
- Threaded coupling design
- Captivated center contact and insulator
- Thick gold plating at center contact

Benefits

- Intermatable with all existing MIL standardized SMA connectors
- High mechanical stability in intensive vibration environment
- High axial force and torque
- Excellent electrical performance and high mating cycles up to 500 cycles

WR-SMA

SMA Connectors

	Gender	Orientation Type	PCB/Cable/Panel	Mount	Center Contact	Cable	Order Code	Page
	Jack	Right Angle	PCB	THT	Ø 1.27	–	60311002114501	69
	Jack	Right Angle	PCB	THT	Ø 1.27	–	60311002111526	69
	Jack	Right Angle	PCB	THT	Ø 1.27	–	60311042114502	70
	Jack	Straight	PCB	THT	Ø 1.27	–	60312002114503	70
	Jack	Straight	PCB	THT	Ø 1.27	–	60312042114504	71
NEW!	Jack	Straight	PCB	THT	Ø 1.27	–	60312042111532	71
	Jack	Straight	PCB	SMT	Ø 1.27	–	60312102114405	72
	Jack	Straight	PCB	THR	Ø 1.27	–	60312102114506	72
	Jack	Straight	PCB	End Launch	Ø 0.76	–	60312202114307	73
	Jack	Straight	PCB	End Launch	Ø 0.76	–	60312202114508	73
	Jack	Straight	PCB	End Launch	Ø 0.76	–	60312202111527	74
	Jack	Straight	PCB	End Launch	Ø 0.76	–	60312202114509	74
	Jack	Straight	PCB	End Launch	Ø 0.76	–	60312242114510	75
	Jack	Straight	PCB	End Launch	Ø 0.51 WIDE x 0.25 THK	–	60312202114511	75
	Jack	Straight	PCB	End Launch	Ø 0.51 WIDE x 0.25 THK	–	60312202114512	76
	Jack	Straight	PCB	End Launch	Ø 0.51 WIDE x 0.25 THK	–	60312202114513	76
	Jack	Straight	PCB	End Launch	Ø 0.51 WIDE x 0.25 THK	–	60312202114514	77
	Plug	Right Angle	PCB	THT	Ø 1.27	–	60313002124523	77
	Plug	Straight	PCB	THT	Ø 1.27	–	60314002124524	78
	Plug	Straight	PCB	End Launch	Ø 0.76	–	60314202124525	78
	Jack	Straight	Panel	–	Ø 1.27	–	60312512114515	79
	Jack	Straight	Panel	–	1.27 WIDE x 0.127 THK	–	60312312114616	79
	Jack	Straight	Panel	–	Ø 0.25	–	60312412114517	80
	Jack	Straight	Panel	–	Ø 1.27	–	60312412114518	80
	Jack	Straight	Panel	–	Ø 1.27	–	60312522114519	81
	Jack	Straight	Panel	–	1.27 WIDE x 0.127 THK	–	60312322114620	81
	Jack	Straight	Panel	–	Ø 1.27	–	60312422114521	82
	Jack	Straight	Panel	–	Ø 1.27	–	60312422114522	82
	Plug	Straight	Cable	Crimp	Ø 0.4	RG178/RG196	60346021210420	83
	Plug	Straight	Cable	Crimp	Ø 0.6	RG174/RG316/ RG188	60346021210320	83
	Plug	Straight	Cable	Crimp	Ø 0.6	RG316 Double Braid	60346021210620	84
	Plug	Straight	Cable	Crimp	Ø 1.05	RG58/RG141	60346021210120	84
	Plug	Straight	Cable	Crimp	Ø 1.05	RG142/RG55/ RG223/RG400	60346021210220	85
	Plug	Straight	Cable	Solder	Ø 0.6	RG405/.085"	60349021210820	85
	Plug	Straight	Cable	Solder	Ø 1.0	RG402/.141"	60349021210720	86
	Plug	Right Angle	Cable	Crimp	–	RG178/RG196	60336021210420	86
	Plug	Right Angle	Cable	Crimp	–	RG174/RG316/ RG188	60336021210320	87
	Plug	Right Angle	Cable	Crimp	–	RG316 Double Braid	60336021210620	87
	Plug	Right Angle	Cable	Crimp	–	RG58/RG141	60336021210120	88
	Plug	Right Angle	Cable	Crimp	–	RG142/RG55/ RG223/RG400	60336021210220	88
	Plug	Right Angle	Cable	Solder	–	RG405/.085"	60339021210820	89
	Plug	Right Angle	Cable	Solder	–	RG402/.141"	60339021210720	89
	Jack	Straight	Cable	Crimp	Ø 0.4	RG178/RG196	60326421110420	90
	Jack	Straight	Cable	Crimp	Ø 0.6	RG174/RG316/ RG188	60326421110320	90
	Jack	Straight	Cable	Crimp	Ø 0.6	RG316 Double Braid	60326421110620	91

WR-SMA
SMA Connectors

	Gender	Orientation Type	PCB/Cable/Panel	Mount	Center Contact	Cable	Order Code	Page
	Jack	Straight	Cable	Crimp	Ø 1.05	RG58/RG141	60326421110120	91
	Jack	Straight	Cable	Crimp	Ø 1.1	RG142/RG55/ RG223/RG400	60326421110220	92
	Jack	Straight	Cable	Solder	Ø 0.6	RG405/.085"	60329421110820	92
	Jack	Straight	Cable	Solder	Ø 1.0	RG402/.141"	60329421110720	93
	–	–	–	–	–	–	72630000X	93

WR-SMA SMA PCB THT Jack

Right Angle



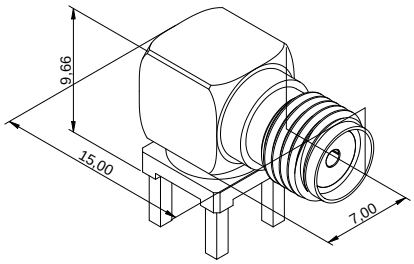

Characteristics	
Frequency Range	DC~18 GHz
Impedance	50 Ω
Withstanding Voltage	1000 V (RMS)
Operating Temperature	-65 up to +165 °C
Mating Cycle	500 Cycles
Soldering	JEDEC lead free wave soldering

Order Code	Center Contact	Center Contact Retention (Axial) (N)	VSWR	IL	VSWR	IL
60311002114501	Ø 1.27	26.7	1.2 @ DC~12.4 GHz	0.14 dB @ DC~12.4 GHz	1.4 @ 12.4 GHz~18 GHz	0.2 dB @ 12.4 GHz~18 GHz

WR-SMA SMA PCB THT Jack

Right Angle

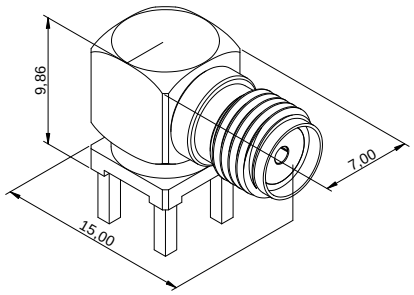

Characteristics	
Frequency Range	DC~6 GHz
Impedance	50 Ω
Withstanding Voltage	1000 V (RMS)
Operating Temperature	-65 up to +165 °C
Mating Cycle	500 Cycles
Soldering	JEDEC lead free wave soldering

Order Code	Center Contact	Center Contact Retention (Axial) (N)	VSWR	IL
60311002111526	Ø 1.27	26.7	1.2 @ DC~6 GHz	0.14 dB @ DC~6 GHz

WR-SMA SMA PCB THT Jack

Right Angle Rear Mount Bulkhead

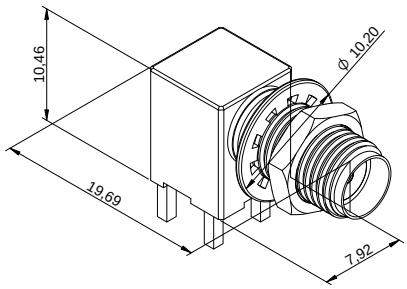

Characteristics	
Frequency Range	DC~12.4 GHz
Impedance	50 Ω
Withstanding Voltage	1000 V (RMS)
Operating Temperature	-65 up to +165 °C
Mating Cycle	500 Cycles
Soldering	JEDEC lead free wave soldering

Order Code	Center Contact	Center Contact Retention (Axial) (N)	VSWR	IL
60311042114502	Ø 1.27	26.7	1.3 @ DC~12.4 GHz	0.16 dB @ DC~12.4 GHz

WR-SMA SMA PCB THT Jack

Straight

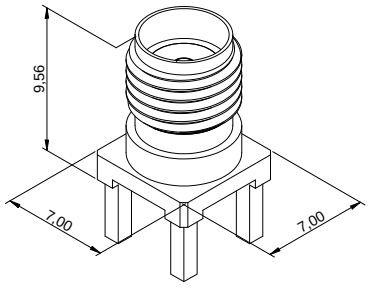

Characteristics	
Frequency Range	DC~18 GHz
Impedance	50 Ω
Withstanding Voltage	1000 V (RMS)
Operating Temperature	-65 up to +165 °C
Mating Cycle	500 Cycles
Soldering	JEDEC lead free wave soldering

Order Code	Center Contact	Center Contact Retention (Axial) (N)	VSWR	IL	VSWR	IL
60312002114503	Ø 1.27	26.7	1.2 @ DC~12.4 GHz	0.14 dB @ DC~12.4 GHz	1.4 @ 12.4 GHz~18 GHz	0.2 dB @ 12.4 GHz~18 GHz

WR-SMA SMA PCB THT Jack

Straight Rear Mount Bulkhead

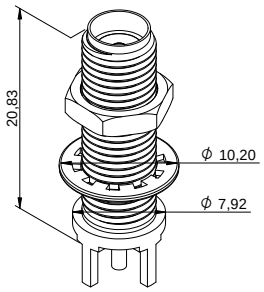

Characteristics	
Frequency Range	DC~18 GHz
Impedance	50 Ω
Withstanding Voltage	1000 V (RMS)
Operating Temperature	-65 up to +165 °C
Mating Cycle	500 Cycles
Soldering	JEDEC lead free wave soldering

Order Code	Center Contact	Center Contact Retention (Axial) (N)	VSWR	IL	VSWR	IL
60312042114504	Ø 1.27	26.7	1.2 @ DC~12.4 GHz	0.14 dB @ DC~12.4 GHz	1.4 @ 12.4 GHz~18 GHz	0.2 dB @ 12.4 GHz~18 GHz

WR-SMA SMA PCB THT Jack

Straight Rear Mount Bulkhead

NEW!

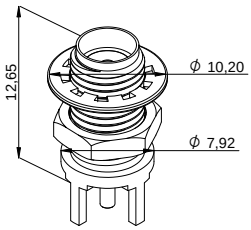

Characteristics	
Frequency Range	DC~6 GHz
Impedance	50 Ω
Withstanding Voltage	1000 V (RMS)
Operating Temperature	-65 up to +165 °C
Mating Cycle	500 Cycles
Soldering	JEDEC lead free wave soldering

	Order Code	Center Contact	Center Contact Retention (Axial) (N)	VSWR	IL
NEW!	**60312042111532**	Ø 1.27	26.7	1.2 @ DC~6 GHz	0.14 dB @ DC~6 GHz

WR-SMA SMA PCB SMT Jack

Straight

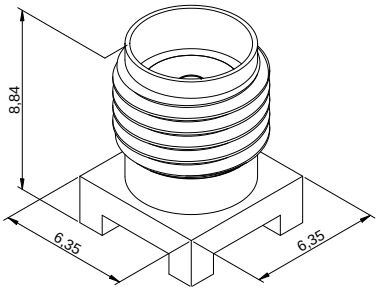

Characteristics	
Frequency Range	DC~18 GHz
Impedance	50 Ω
Withstanding Voltage	1000 V (RMS)
Operating Temperature	-65 up to +165 °C
Mating Cycle	500 Cycles
Soldering	JEDEC lead free reflow soldering

Order Code	Center Contact	Center Contact Retention (Axial) (N)	VSWR	IL	VSWR	IL
60312102114405	Ø 1.27	26.7	1.2 @ DC~12.4 GHz	0.14 dB @ DC~12.4 GHz	1.4 @ 12.4 GHz~18 GHz	0.2 dB @ 12.4 GHz~18 GHz

WR-SMA SMA PCB THR Jack

Straight with THR Grounding Pins

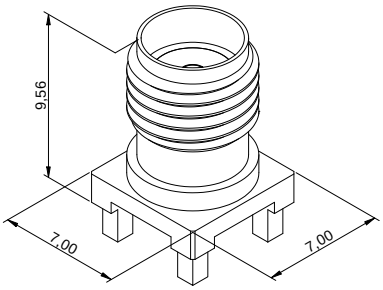

Characteristics	
Frequency Range	DC~18 GHz
Impedance	50 Ω
Withstanding Voltage	1000 V (RMS)
Operating Temperature	-65 up to +165 °C
Mating Cycle	500 Cycles
Soldering	JEDEC lead free reflow soldering

Order Code	Center Contact	Center Contact Retention (Axial) (N)	VSWR	IL	VSWR	IL
60312102114506	Ø 1.27	26.7	1.2 @ DC~12.4 GHz	0.14 dB @ DC~12.4 GHz	1.4 @ 12.4 GHz~18 GHz	0.2 dB @ 12.4 GHz~18 GHz

WR-SMA SMA PCB End Launch Jack

SMT Edge Card for PCB 1.6 mm Max.

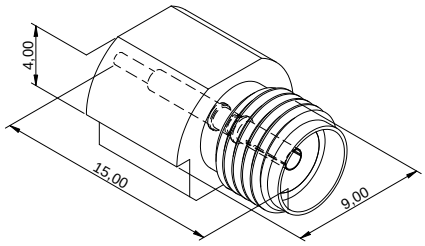

Characteristics	
Frequency Range	DC~18 GHz
Impedance	50 Ω
Withstanding Voltage	1000 V (RMS)
Operating Temperature	-65 up to +165 °C
Mating Cycle	500 Cycles
Soldering	JEDEC lead free reflow soldering

Order Code	Center Contact	Center Contact Retention (Axial) (N)	VSWR	IL	VSWR	IL
60312202114307	Ø 0.76	26.7	1.2 @ DC~12.4 GHz	0.14 dB @ DC~12.4 GHz	1.4 @ 12.4 GHz~18 GHz	0.2 dB @ 12.4 GHz~18 GHz

WR-SMA SMA PCB End Launch Jack

6.35SQ Round Post for PCB 1.1 mm



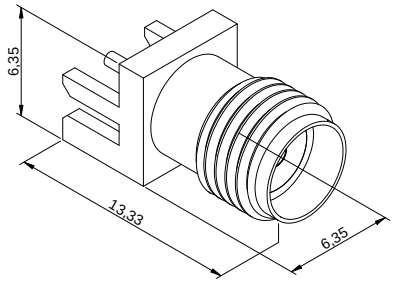

Characteristics	
Frequency Range	DC~18 GHz
Impedance	50 Ω
Withstanding Voltage	1000 V (RMS)
Operating Temperature	-65 up to +165 °C
Mating Cycle	500 Cycles
Soldering	JEDEC lead free reflow soldering

Order Code	Center Contact	Center Contact Retention (Axial) (N)	VSWR	IL	VSWR	IL
60312202114508	Ø 0.76	26.7	1.2 @ DC~12.4 GHz	0.14 dB @ DC~12.4 GHz	1.4 @ 12.4 GHz~18 GHz	0.2 dB @ 12.4 GHz~18 GHz

WR-SMA SMA PCB End Launch Jack

6.35SQ Round Post for PCB 1.6 mm

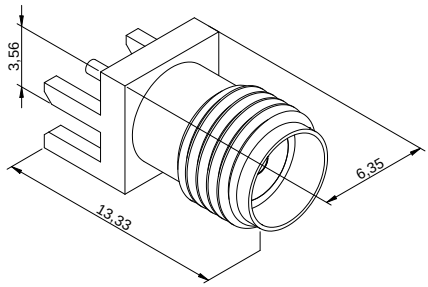

Characteristics	
Frequency Range	DC~18 GHz
Impedance	50 Ω
Withstanding Voltage	1000 V (RMS)
Operating Temperature	-65 up to +165 °C
Mating Cycle	500 Cycles
Soldering	JEDEC lead free reflow soldering

Order Code	Center Contact	Center Contact Retention (Axial) (N)	VSWR	IL	VSWR	IL
60312202111527	Ø 0.76	26.7	1.2 @ DC~12.4 GHz	0.14 dB @ DC~12.4 GHz	1.4 @ 12.4 GHz~18 GHz	0.2 dB @ 12.4 GHz~18 GHz

WR-SMA SMA PCB End Launch Jack

Round Post for PCB 1.6 mm



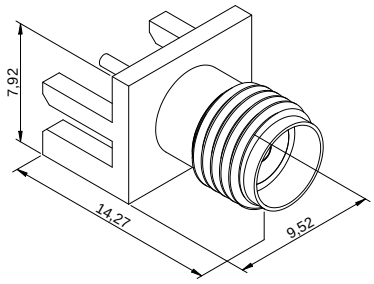

Characteristics	
Frequency Range	DC~18 GHz
Impedance	50 Ω
Withstanding Voltage	1000 V (RMS)
Operating Temperature	-65 up to +165 °C
Mating Cycle	500 Cycles
Soldering	JEDEC lead free reflow soldering

Order Code	Center Contact	Center Contact Retention (Axial) (N)	VSWR	IL	VSWR	IL
60312202114509	Ø 0.76	26.7	1.2 @ DC~12.4 GHz	0.14 dB @ DC~12.4 GHz	1.4 @ 12.4 GHz~18 GHz	0.2 dB @ 12.4 GHz~18 GHz

WR-SMA SMA PCB End Launch Jack

Round Post Rear Mount Bulkhead for PCB 1.6 mm

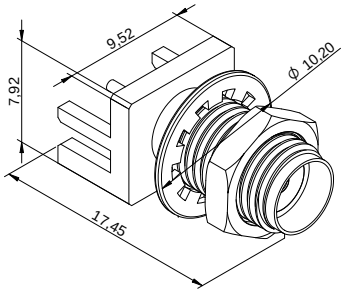

Characteristics	
Frequency Range	DC~18 GHz
Impedance	50 Ω
Withstanding Voltage	1000 V (RMS)
Operating Temperature	-65 up to +165 °C
Mating Cycle	500 Cycles
Soldering	JEDEC lead free reflow soldering

Order Code	Center Contact	Center Contact Retention (Axial) (N)	VSWR	IL	VSWR	IL
60312242114510	Ø 0.76	26.7	1.2 @ DC~12.4 GHz	0.14 dB @ DC~12.4 GHz	1.4 @ 12.4 GHz~18 GHz	0.2 dB @ 12.4 GHz~18 GHz

WR-SMA SMA PCB End Launch Jack

Flat Tab with THT Grounding Pins for PCB 2.8 mm Max.



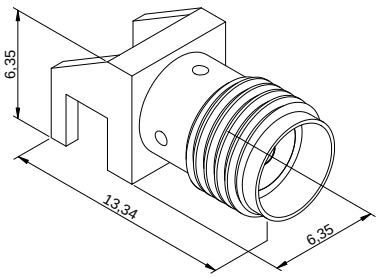

Characteristics	
Frequency Range	DC~18 GHz
Impedance	50 Ω
Withstanding Voltage	1000 V (RMS)
Operating Temperature	-65 up to +165 °C
Mating Cycle	500 Cycles
Soldering	JEDEC lead free reflow soldering

Order Code	Center Contact	Center Contact Retention (Axial) (N)	VSWR	IL	VSWR	IL
60312202114511	Ø 0.51 WIDE x 0.25 THK	26.7	1.2 @ DC~12.4 GHz	0.14 dB @ DC~12.4 GHz	1.4 @ 12.4 GHz~18 GHz	0.2 dB @ 12.4 GHz~18 GHz

WR-SMA SMA PCB End Launch Jack

Flat Tab for PCB 1.1 mm



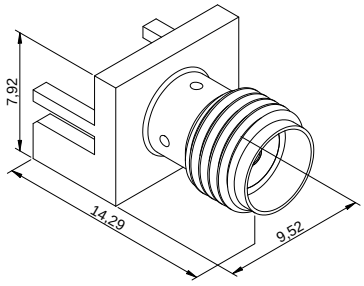

Characteristics	
Frequency Range	DC~18 GHz
Impedance	50 Ω
Withstanding Voltage	1000 V (RMS)
Operating Temperature	-65 up to +165 °C
Mating Cycle	500 Cycles
Soldering	JEDEC lead free reflow soldering

Order Code	Center Contact	Center Contact Retention (Axial) (N)	VSWR	IL	VSWR	IL
60312202114512	Ø 0.51 WIDE x 0.25 THK	26.7	1.2 @ DC~12.4 GHz	0.14 dB @ DC~12.4 GHz	1.4 @ 12.4 GHz~18 GHz	0.2 dB @ 12.4 GHz~18 GHz

WR-SMA SMA PCB End Launch Jack

6.35SQ Flat Tab for PCB 1.6 mm

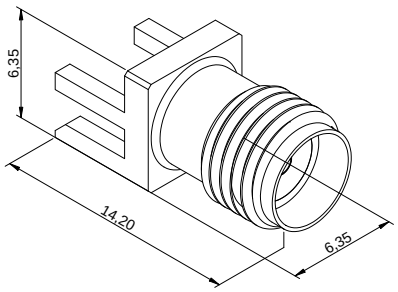

Characteristics	
Frequency Range	DC~18 GHz
Impedance	50 Ω
Withstanding Voltage	1000 V (RMS)
Operating Temperature	-65 up to +165 °C
Mating Cycle	500 Cycles
Soldering	JEDEC lead free reflow soldering

Order Code	Center Contact	Center Contact Retention (Axial) (N)	VSWR	IL	VSWR	IL
60312202114513	Ø 0.51 WIDE x 0.25 THK	26.7	1.2 @ DC~12.4 GHz	0.14 dB @ DC~12.4 GHz	1.4 @ 12.4 GHz~18 GHz	0.2 dB @ 12.4 GHz~18 GHz

WR-SMA SMA PCB End Launch Jack

Flat Tab for PCB 1.6 mm

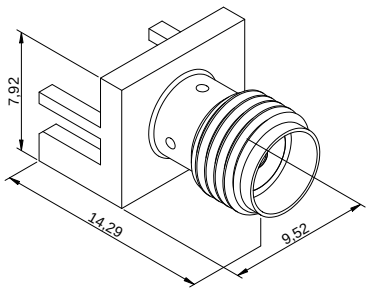

Characteristics	
Frequency Range	DC~18 GHz
Impedance	50 Ω
Withstanding Voltage	1000 V (RMS)
Operating Temperature	-65 up to +165 °C
Mating Cycle	500 Cycles
Soldering	JEDEC lead free reflow soldering

Order Code	Center Contact	Center Contact Retention (Axial) (N)	VSWR	IL	VSWR	IL
60312202114514	Ø 0.51 WIDE x 0.25 THK	26.7	1.2 @ DC~12.4 GHz	0.14 dB @ DC~12.4 GHz	1.4 @ 12.4 GHz~18 GHz	0.2 dB @ 12.4 GHz~18 GHz

WR-SMA SMA PCB THT Plug

Right Angle

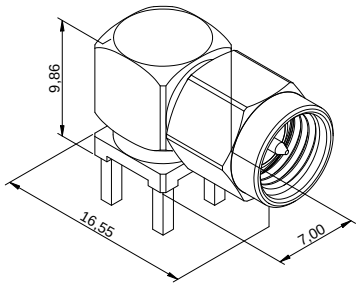

Characteristics	
Frequency Range	DC~18 GHz
Impedance	50 Ω
Withstanding Voltage	1000 V (RMS)
Operating Temperature	-65 up to +165 °C
Mating Cycle	500 Cycles
Soldering	JEDEC lead free wave soldering

Order Code	Center Contact	Center Contact Retention (Axial) (N)	VSWR	IL	VSWR	IL
60313002124523	Ø 1.27	26.7	1.2 @ DC~12.4 GHz	0.14 dB @ DC~12.4 GHz	1.4 @ 12.4 GHz~18 GHz	0.2 dB @ 12.4 GHz~18 GHz

WR-SMA SMA PCB THT Plug

Straight



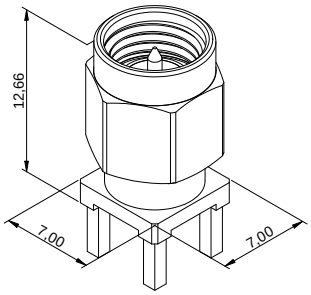

Characteristics	
Frequency Range	DC~18 GHz
Impedance	50 Ω
Withstanding Voltage	1000 V (RMS)
Operating Temperature	-65 up to +165 °C
Mating Cycle	500 Cycles
Soldering	JEDEC lead free wave soldering

Order Code	Center Contact	Center Contact Retention (Axial) (N)	VSWR	IL	VSWR	IL
60314002124524	Ø 1.27	26.7	1.2 @ DC~12.4 GHz	0.14 dB @ DC~12.4 GHz	1.4 @ 12.4 GHz~18 GHz	0.2 dB @ 12.4 GHz~18 GHz

WR-SMA SMA PCB End Launch Plug

Round Post for PCB 1.6 mm



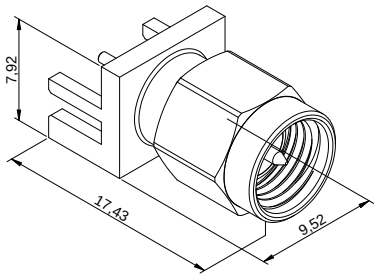

Characteristics	
Frequency Range	DC~18 GHz
Impedance	50 Ω
Withstanding Voltage	1000 V (RMS)
Operating Temperature	-65 up to +165 °C
Mating Cycle	500 Cycles
Soldering	JEDEC lead free reflow soldering

Order Code	Center Contact	Center Contact Retention (Axial) (N)	VSWR	IL	VSWR	IL
60314202124525	Ø 0.76	26.7	1.2 @ DC~12.4 GHz	0.14 dB @ DC~12.4 GHz	1.4 @ 12.4 GHz~18 GHz	0.2 dB @ 12.4 GHz~18 GHz

WR-SMA SMA Panel Jack 2-Hole Flange

Straight Solder Cup

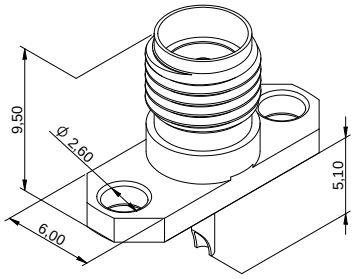

Characteristics	
Frequency Range	DC~18 GHz
Impedance	50 Ω
Withstanding Voltage	1000 V (RMS)
Operating Temperature	-65 up to +165 °C
Mating Cycle	500 Cycles

Order Code	Center Contact	Center Contact Retention (Axial) (N)	VSWR	IL	VSWR	IL
60312512114515	Ø 1.27	26.7	1.2 @ DC~12.4 GHz	0.14 dB @ DC~12.4 GHz	1.4 @ 12.4 GHz~18 GHz	0.2 dB @ 12.4 GHz~18 GHz

WR-SMA SMA Panel Jack 2-Hole Flange

Straight Flat Tab

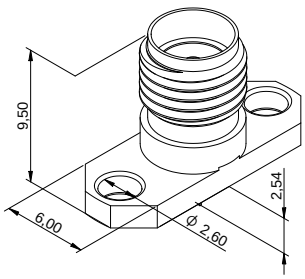

Characteristics	
Frequency Range	DC~18 GHz
Impedance	50 Ω
Withstanding Voltage	1000 V (RMS)
Operating Temperature	-65 up to +165 °C
Mating Cycle	500 Cycles

Order Code	Center Contact	Center Contact Retention (Axial) (N)	VSWR	IL	VSWR	IL
60312312114616	1.27 WIDE x 0.127 THK	26.7	1.2 @ DC~12.4 GHz	0.14 dB @ DC~12.4 GHz	1.4 @ 12.4 GHz~18 GHz	0.2 dB @ 12.4 GHz~18 GHz

WR-SMA SMA Panel Jack 2-Hole Flange

Straight Round Post

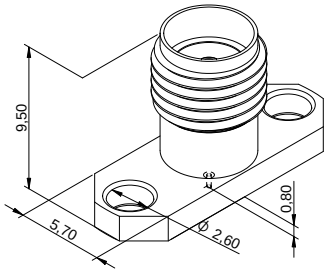

Characteristics	
Frequency Range	DC~18 GHz
Impedance	50 Ω
Withstanding Voltage	1000 V (RMS)
Operating Temperature	-65 up to +165 °C
Mating Cycle	500 Cycles

Order Code	Center Contact	Center Contact Retention (Axial) (N)	VSWR	IL	VSWR	IL
60312412114517	Ø 0.25	26.7	1.2 @ DC~12.4 GHz	0.14 dB @ DC~12.4 GHz	1.4 @ 12.4 GHz~18 GHz	0.2 dB @ 12.4 GHz~18 GHz

WR-SMA SMA Panel Jack 2-Hole Flange

Exposed PTFE 15 mm

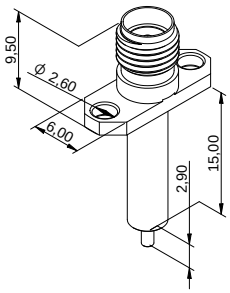

Characteristics	
Frequency Range	DC~18 GHz
Impedance	50 Ω
Withstanding Voltage	1000 V (RMS)
Operating Temperature	-65 up to +165 °C
Mating Cycle	500 Cycles

Order Code	Center Contact	Center Contact Retention (Axial) (N)	VSWR	IL	VSWR	IL
60312412114518	Ø 1.27	26.7	1.2 @ DC~12.4 GHz	0.14 dB @ DC~12.4 GHz	1.4 @ 12.4 GHz~18 GHz	0.2 dB @ 12.4 GHz~18 GHz

WR-SMA SMA Panel Jack 4-Hole Flange

Straight Solder Cup



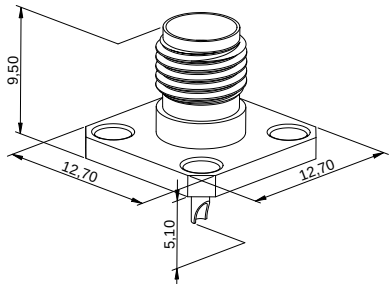

Characteristics	
Frequency Range	DC~18 GHz
Impedance	50 Ω
Withstanding Voltage	1000 V (RMS)
Operating Temperature	-65 up to +165 °C
Mating Cycle	500 Cycles

Order Code	Center Contact	Center Contact Retention (Axial) (N)	VSWR	IL	VSWR	IL
60312522114519	Ø 1.27	26.7	1.2 @ DC~12.4 GHz	0.14 dB @ DC~12.4 GHz	1.4 @ 12.4 GHz~18 GHz	0.2 dB @ 12.4 GHz~18 GHz

WR-SMA SMA Panel Jack 4-Hole Flange

Straight Flat Tab

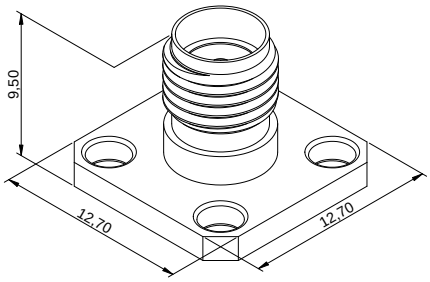

Characteristics	
Frequency Range	DC~18 GHz
Impedance	50 Ω
Withstanding Voltage	1000 V (RMS)
Operating Temperature	-65 up to +165 °C
Mating Cycle	500 Cycles

Order Code	Center Contact	Center Contact Retention (Axial) (N)	VSWR	IL	VSWR	IL
60312322114620	1.27 WIDE x 0.127 THK	26.7	1.2 @ DC~12.4 GHz	0.14 dB @ DC~12.4 GHz	1.4 @ 12.4 GHz~18 GHz	0.2 dB @ 12.4 GHz~18 GHz

WR-SMA SMA Panel Jack 4-Hole Flange

Straight Round Post

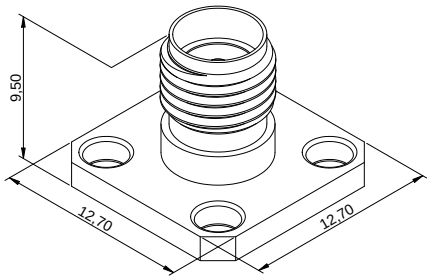

Characteristics	
Frequency Range	DC~18 GHz
Impedance	50 Ω
Withstanding Voltage	1000 V (RMS)
Operating Temperature	-65 up to +165 °C
Mating Cycle	500 Cycles

Order Code	Center Contact	Center Contact Retention (Axial) (N)	VSWR	IL	VSWR	IL
60312422114521	Ø 1.27	26.7	1.2 @ DC~12.4 GHz	0.14 dB @ DC~12.4 GHz	1.4 @ 12.4 GHz~18 GHz	0.2 dB @ 12.4 GHz~18 GHz

WR-SMA SMA Panel Jack 4-Hole Flange

Exposed PTFE 15 mm

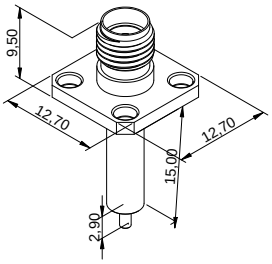

Characteristics	
Frequency Range	DC~18 GHz
Impedance	50 Ω
Withstanding Voltage	1000 V (RMS)
Operating Temperature	-65 up to +165 °C
Mating Cycle	500 Cycles

Order Code	Center Contact	Center Contact Retention (Axial) (N)	VSWR	IL	VSWR	IL
60312422114522	Ø 1.27	26.7	1.2 @ DC~12.4 GHz	0.14 dB @ DC~12.4 GHz	1.4 @ 12.4 GHz~18 GHz	0.2 dB @ 12.4 GHz~18 GHz

WR-SMA SMA Straight Plug Crimp Type

For Flexible Cable RG178/RG196

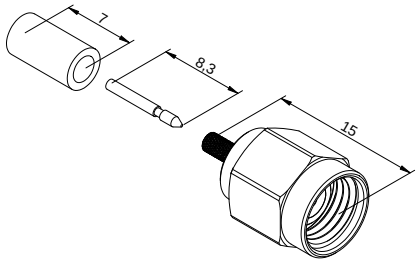

Characteristics	
Frequency Range	DC~3 GHz
Impedance	50 Ω
Withstanding Voltage	1000 V (RMS)
Operating Temperature	-65 up to +165 °C
Mating Cycle	500 Cycles

Order Code	Assembly Center Contact	Assembly Ferrule	Center Contact	VSWR	IL
60346021210420	Solder	Crimp	Ø 0.4	1.2 @ DC~3 GHz	0.2 dB @ DC~3 GHz

WR-SMA SMA Straight Plug Crimp Type

For Flexible Cable RG174/RG316/RG188

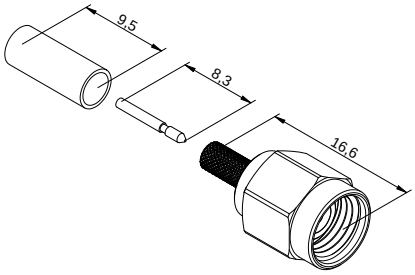

Characteristics	
Frequency Range	DC~6 GHz
Impedance	50 Ω
Withstanding Voltage	1000 V (RMS)
Operating Temperature	-65 up to +165 °C
Mating Cycle	500 Cycles

Order Code	Assembly Center Contact	Assembly Ferrule	Center Contact	VSWR	IL
60346021210320	Solder	Crimp	Ø 0.6	1.2 @ DC~6 GHz	0.2 dB @ DC~6 GHz

WR-SMA SMA Straight Plug Crimp Type

For Flexible Cable RG316 Double Braid

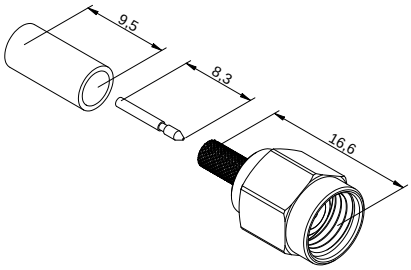

Characteristics	
Frequency Range	DC~6 GHz
Impedance	50 Ω
Withstanding Voltage	1000 V (RMS)
Operating Temperature	-65 up to +165 °C
Mating Cycle	500 Cycles

Order Code	Assembly Center Contact	Assembly Ferrule	Center Contact	VSWR	IL
60346021210620	Solder	Crimp	Ø 0.6	1.2 @ DC~6 GHz	0.2 dB @ DC~6 GHz

WR-SMA SMA Straight Plug Crimp Type

For Flexible Cable RG58/RG141

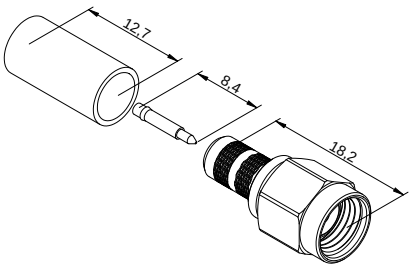

Characteristics	
Frequency Range	DC~1 GHz
Impedance	50 Ω
Withstanding Voltage	1000 V (RMS)
Operating Temperature	-65 up to +165 °C
Mating Cycle	500 Cycles

Order Code	Assembly Center Contact	Assembly Ferrule	Center Contact	VSWR	IL
60346021210120	Solder	Crimp	Ø 1.05	1.2 @ DC~1 GHz	0.2 dB @ DC~1 GHz

WR-SMA SMA Straight Plug Crimp Type

For Flexible Cable RG142/RG55/RG223/RG400

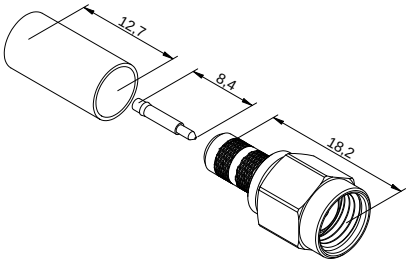

Characteristics	
Frequency Range	DC~6 GHz
Impedance	50 Ω
Withstanding Voltage	1000 V (RMS)
Operating Temperature	-65 up to +165 °C
Mating Cycle	500 Cycles

Order Code	Assembly Center Contact	Assembly Ferrule	Center Contact	VSWR	IL
60346021210220	Solder	Crimp	Ø 1.05	1.2 @ DC~6 GHz	0.2 dB @ DC~6 GHz

WR-SMA SMA Straight Plug Solder Type

For Hand-Formable Cable RG405/.085"

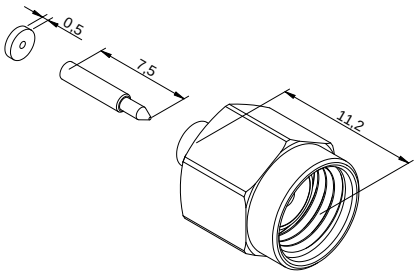

Characteristics	
Frequency Range	DC~18 GHz
Impedance	50 Ω
Withstanding Voltage	1000 V (RMS)
Operating Temperature	-65 up to +165 °C
Mating Cycle	500 Cycles

Order Code	Assembly Center Contact	Center Contact	VSWR	IL
60349021210820	Solder	Ø 0.6	1.2 @ DC~18 GHz	0.2 dB @ DC~18 GHz

WR-SMA SMA Straight Plug Solder Type

For Hand-Formable Cable RG402/.141"

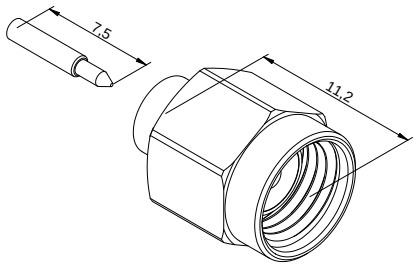

Characteristics	
Frequency Range	DC~18 GHz
Impedance	50 Ω
Withstanding Voltage	1000 V (RMS)
Operating Temperature	-65 up to +165 °C
Mating Cycle	500 Cycles

Order Code	Assembly Center Contact	Center Contact	VSWR	IL
60349021210720	Solder	Ø 1.0	1.2 @ DC~18 GHz	0.2 dB @ DC~18 GHz

WR-SMA SMA Right Angle Plug Crimp Type

For Flexible Cable RG178/RG196

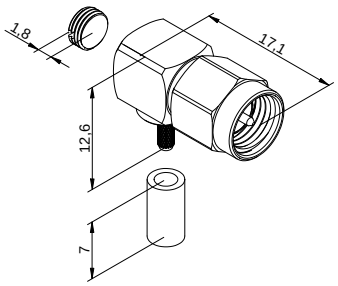

Characteristics	
Frequency Range	DC~3 GHz
Impedance	50 Ω
Withstanding Voltage	1000 V (RMS)
Operating Temperature	-65 up to +165 °C
Mating Cycle	500 Cycles

Order Code	Assembly Center Contact	Assembly Ferrule	VSWR	IL
60336021210420	Solder	Crimp	1.35 @ DC~3 GHz	0.25 dB @ DC~3 GHz

WR-SMA SMA Right Angle Plug Crimp Type

For Flexible Cable RG174/RG316/RG188

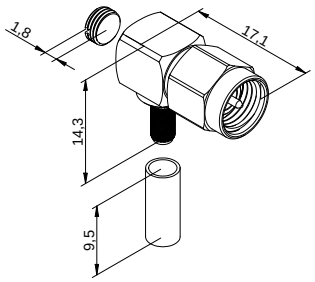

Characteristics	
Frequency Range	DC~6 GHz
Impedance	50 Ω
Withstanding Voltage	1000 V (RMS)
Operating Temperature	-65 up to +165 °C
Mating Cycle	500 Cycles

Order Code	Assembly Center Contact	Assembly Ferrule	VSWR	IL
60336021210320	Solder	Crimp	1.35 @ DC~6 GHz	0.25 dB @ DC~6 GHz

WR-SMA SMA Right Angle Plug Crimp Type

For Flexible Cable RG316 Double Braid

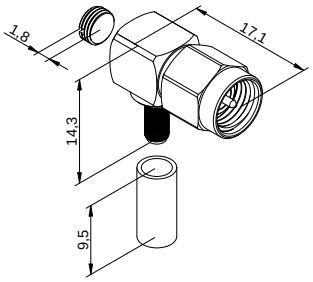

Characteristics	
Frequency Range	DC~6 GHz
Impedance	50 Ω
Withstanding Voltage	1000 V (RMS)
Operating Temperature	-65 up to +165 °C
Mating Cycle	500 Cycles

Order Code	Assembly Center Contact	Assembly Ferrule	VSWR	IL
60336021210620	Solder	Crimp	1.35 @ DC~6 GHz	0.25 dB @ DC~6 GHz

WR-SMA SMA Right Angle Plug Crimp Type

For Flexible Cable RG58/RG141

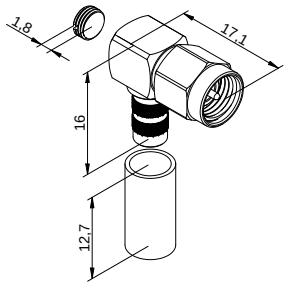

Characteristics	
Frequency Range	DC~1 GHz
Impedance	50 Ω
Withstanding Voltage	1000 V (RMS)
Operating Temperature	-65 up to +165 °C
Mating Cycle	500 Cycles

Order Code	Assembly Center Contact	Assembly Ferrule	VSWR	IL
60336021210120	Solder	Crimp	1.35 @ DC~1 GHz	0.25 dB @ DC~1 GHz

WR-SMA SMA Right Angle Plug Crimp Type

For Flexible Cable RG142/RG55/RG223/RG400

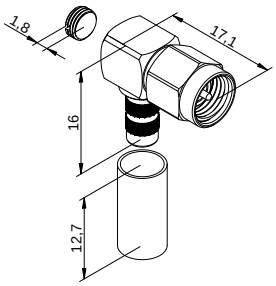

Characteristics	
Frequency Range	DC~6 GHz
Impedance	50 Ω
Withstanding Voltage	1000 V (RMS)
Operating Temperature	-65 up to +165 °C
Mating Cycle	500 Cycles

Order Code	Assembly Center Contact	Assembly Ferrule	VSWR	IL
60336021210220	Solder	Crimp	1.35 @ DC~6 GHz	0.25 dB @ DC~6 GHz

WR-SMA SMA Right Angle Plug Solder Type

For Hand-Formable Cable RG405/.085"



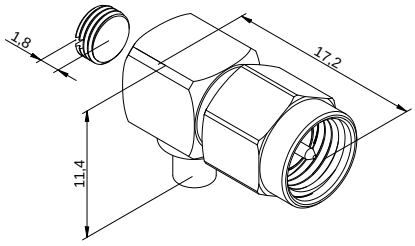

Characteristics	
Frequency Range	DC~12.4 GHz
Impedance	50 Ω
Withstanding Voltage	1000 V (RMS)
Operating Temperature	-65 up to +165 °C
Mating Cycle	500 Cycles

Order Code	Assembly Center Contact	VSWR	IL
60339021210820	Solder	1.3 @ DC~12.4 GHz	0.25 dB @ DC~12.4 GHz

WR-SMA SMA Right Angle Plug Solder Type

For Hand-Formable Cable RG402/.141"

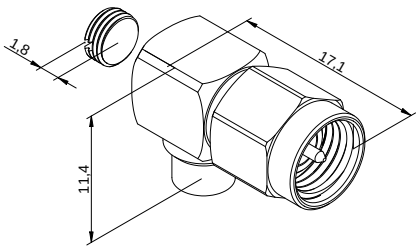

Characteristics	
Frequency Range	DC~12.4 GHz
Impedance	50 Ω
Withstanding Voltage	1000 V (RMS)
Operating Temperature	-65 up to +165 °C
Mating Cycle	500 Cycles

Order Code	Assembly Center Contact	VSWR	IL
60339021210720	Solder	1.25 @ DC~12.4 GHz	0.25 dB @ DC~12.4 GHz

WR-SMA SMA Bulkhead Jack Crimp Type

For Flexible Cable RG178/RG196

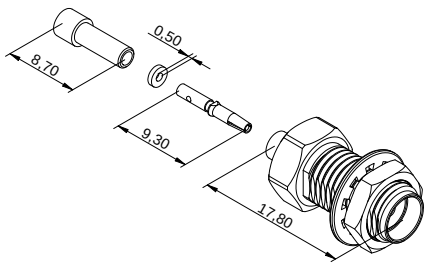

Characteristics	
Frequency Range	DC~3 GHz
Impedance	50 Ω
Withstanding Voltage	1000 V (RMS)
Operating Temperature	-65 up to +165 °C
Mating Cycle	500 Cycles

Order Code	Assembly Center Contact	Assembly Ferrule	Center Contact	VSWR	IL
60326421110420	Solder	Crimp	Ø 0.4	1.2 @ DC~3 GHz	0.2 dB @ DC~3 GHz

WR-SMA SMA Bulkhead Jack Crimp Type

For Flexible Cable RG174/RG316/RG188

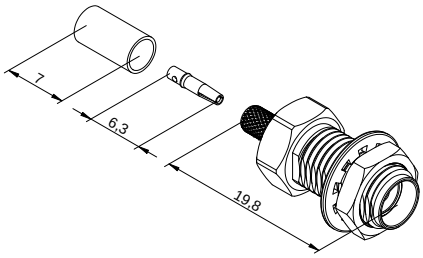

Characteristics	
Frequency Range	DC~6 GHz
Impedance	50 Ω
Withstanding Voltage	1000 V (RMS)
Operating Temperature	-65 up to +165 °C
Mating Cycle	500 Cycles

Order Code	Assembly Center Contact	Assembly Ferrule	Center Contact	VSWR	IL
60326421110320	Solder	Crimp	Ø 0.6	1.2 @ DC~6 GHz	0.2 dB @ DC~6 GHz

WR-SMA SMA Bulkhead Jack Crimp Type

For Flexible Cable RG316 Double Braid



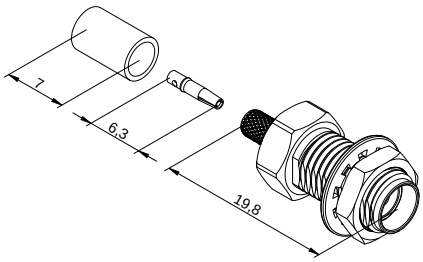

Characteristics	
Frequency Range	DC~6 GHz
Impedance	50 Ω
Withstanding Voltage	1000 V (RMS)
Operating Temperature	-65 up to +165 °C
Mating Cycle	500 Cycles

Order Code	Assembly Center Contact	Assembly Ferrule	Center Contact	VSWR	IL
60326421110620	Solder	Crimp	Ø 0.6	1.2 @ DC~6 GHz	0.2 dB @ DC~6 GHz

WR-SMA SMA Bulkhead Jack Crimp Type

For Flexible Cable RG58/RG141

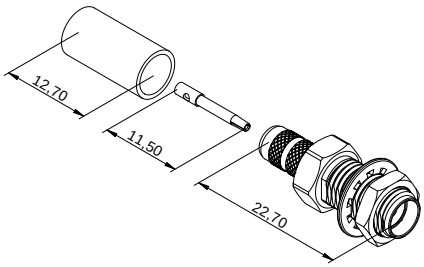

Characteristics	
Frequency Range	DC~1 GHz
Impedance	50 Ω
Withstanding Voltage	1000 V (RMS)
Operating Temperature	-65 up to +165 °C
Mating Cycle	500 Cycles

Order Code	Assembly Center Contact	Assembly Ferrule	Center Contact	VSWR	IL
60326421110120	Solder	Crimp	Ø 1.05	1.2 @ DC~1 GHz	0.2 dB @ DC~1 GHz

WR-SMA SMA Bulkhead Jack Crimp Type

For Flexible Cable RG142/RG55/RG223/RG400

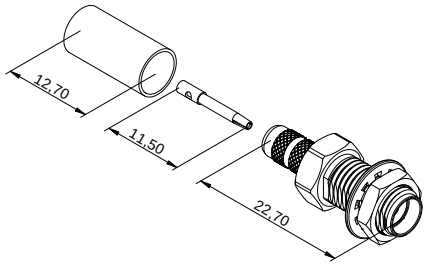

Characteristics	
Frequency Range	DC~6 GHz
Impedance	50 Ω
Withstanding Voltage	1000 V (RMS)
Operating Temperature	-65 up to +165 °C
Mating Cycle	500 Cycles

Order Code	Assembly Center Contact	Assembly Ferrule	Center Contact	VSWR	IL
60326421110220	Solder	Crimp	Ø 1.1	1.2 @ DC~6 GHz	0.2 dB @ DC~6 GHz

WR-SMA SMA Bulkhead Jack Solder Type

For Hand-Formable Cable RG405/.085"

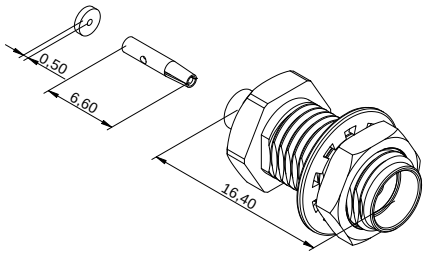

Characteristics	
Frequency Range	DC~18 GHz
Impedance	50 Ω
Withstanding Voltage	1000 V (RMS)
Operating Temperature	-65 up to +165 °C
Mating Cycle	500 Cycles

Order Code	Assembly Center Contact	Center Contact	VSWR	IL
60329421110820	Solder	Ø 0.6	1.2 @ DC~18 GHz	0.2 dB @ DC~18 GHz

WR-SMA SMA Bulkhead Jack Solder Type

For Hand-Formable Cable RG402/.141"

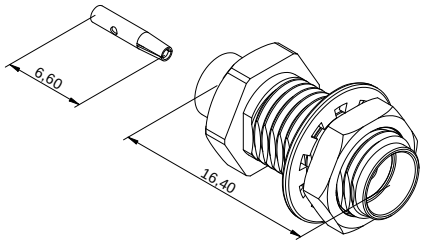

Characteristics	
Frequency Range	DC~18 GHz
Impedance	50 Ω
Withstanding Voltage	1000 V (RMS)
Operating Temperature	-65 up to +165 °C
Mating Cycle	500 Cycles

Order Code	Assembly Center Contact	Center Contact	VSWR	IL
60329421110720	Solder	Ø 1.0	1.2 @ DC~18 GHz	0.2 dB @ DC~18 GHz

WR-SMA Plastic Caps

for SMA Jack Connector Cover



Characteristics	
Material	Silicone
Packaging	Bag
Operating Temperature	-40 up to +120 °C

Order Code	Color
726300002	Black
726300001	Red

WR-RPSMA
Reverse Polarity SMA Connectors

Reverse Polarity SMA connectors are in inverse design to standard SMA connectors for polarization according to FCC regulations for Antenna requirements. It's non-standardized with female center contact in plug and male center contact in jack. They appear with identical visual shape and mechanical attributes along with the same characteristics as standard SMA. Nevertheless, RP jack can only be mated with RP plug. The purpose is to prevent any inadvertent mating with standard.



Features

- Interface in accordance with MIL-STD-348
- Threaded coupling design
- Captivated center contact and insulator
- Thick gold plating at center contact

Benefits

- Intermatable with all existing MIL standardized SMA connectors
- High mechanical stability in intensive vibration environment
- High axial force and torque
- Excellent electrical performance and high mating cycles up to 500 cycles

WR-RPSMA

Reverse Polarity SMA Connectors

	Gender	PCB/Panel	Mount	Center Contact	Order Code	Page
	Jack	–	THT	Ø 1.27	63011002124501	96
			THT	Ø 1.27	63011042124502	96
			THT	Ø 1.27	63012002124503	97
			THT	Ø 1.27	63012042124504	97
			End Launch	Ø 0.76	63012202124505	98
			End Launch	Ø 0.76	63012242124506	98
NEW!			End Launch	Ø 0.76	63012242121508	99

WR-RPSMA Reverse Polarity SMA PCB THT Jack

Right Angle

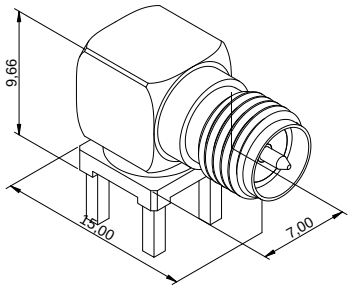

Characteristics	
Frequency Range	DC~18 GHz
Impedance	50 Ω
Withstanding Voltage	1000 V (RMS)
Operating Temperature	-65 up to +165 °C
Mating Cycle	500 Cycles
Soldering	JEDEC lead free wave soldering

Order Code	Center Contact	Center Contact Retention (Axial) (N)	IL	VSWR	IL	VSWR
63011002124501	Ø 1.27	26.7	0.14 dB @ DC~12.4 GHz	1.2 @ DC~12.4 GHz	0.2 dB @ 12.4 GHz~18 GHz	1.4 @ 12.4 GHz~18 GHz

WR-RPSMA Reverse Polarity SMA PCB THT Jack

Right Angle Rear Mount Bulkhead



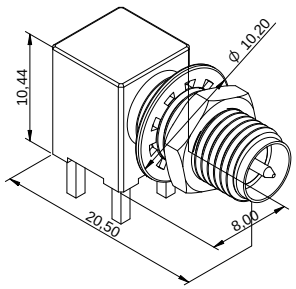

Characteristics	
Frequency Range	DC~18 GHz
Impedance	50 Ω
Withstanding Voltage	1000 V (RMS)
Operating Temperature	-65 up to +165 °C
Mating Cycle	500 Cycles
Soldering	JEDEC lead free wave soldering

Order Code	Center Contact	Center Contact Retention (Axial) (N)	IL	VSWR	IL	VSWR
63011042124502	Ø 1.27	26.7	0.14 dB @ DC~12.4 GHz	1.2 @ DC~12.4 GHz	0.2 dB @ 12.4 GHz~18 GHz	1.4 @ 12.4 GHz~18 GHz

WR-RPSMA Reverse Polarity SMA PCB THT Jack

Straight

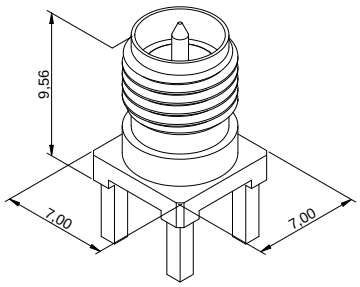

Characteristics	
Frequency Range	DC~18 GHz
Impedance	50 Ω
Withstanding Voltage	1000 V (RMS)
Operating Temperature	-65 up to +165 °C
Mating Cycle	500 Cycles
Soldering	JEDEC lead free wave soldering

Order Code	Center Contact	Center Contact Retention (Axial) (N)	IL	VSWR	IL	VSWR
63012002124503	Ø 1.27	26.7	0.14 dB @ DC~12.4 GHz	1.2 @ DC~12.4 GHz	0.2 dB @ 12.4 GHz~18 GHz	1.4 @ 12.4 GHz~18 GHz

WR-RPSMA Reverse Polarity SMA PCB THT Jack

Straight Rear Mount Bulkhead

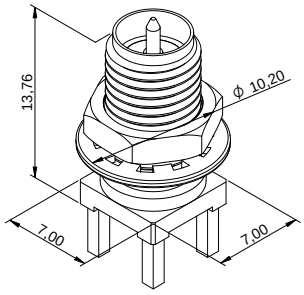

Characteristics	
Frequency Range	DC~18 GHz
Impedance	50 Ω
Withstanding Voltage	1000 V (RMS)
Operating Temperature	-65 up to +165 °C
Mating Cycle	500 Cycles
Soldering	JEDEC lead free wave soldering

Order Code	Center Contact	Center Contact Retention (Axial) (N)	IL	VSWR	IL	VSWR
63012042124504	Ø 1.27	26.7	0.14 dB @ DC~12.4 GHz	1.2 @ DC~12.4 GHz	0.2 dB @ 12.4 GHz~18 GHz	1.4 @ 12.4 GHz~18 GHz

WR-RPSMA Reverse Polarity SMA PCB End Launch Jack

Round Post for PCB 1.6 mm

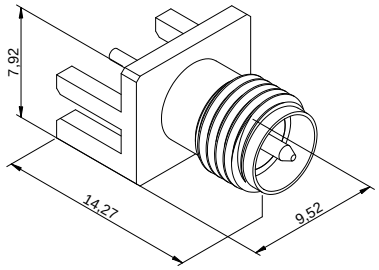

Characteristics	
Frequency Range	DC~18 GHz
Impedance	50 Ω
Withstanding Voltage	1000 V (RMS)
Operating Temperature	-65 up to +165 °C
Mating Cycle	500 Cycles
Soldering	JEDEC lead free reflow soldering

Order Code	Center Contact	Center Contact Retention (Axial) (N)	IL	VSWR	IL	VSWR
63012202124505	Ø 0.76	26.7	0.14 dB @ DC~12.4 GHz	1.2 @ DC~12.4 GHz	0.2 dB @ 12.4 GHz~18 GHz	1.4 @ 12.4 GHz~18 GHz

WR-RPSMA Reverse Polarity SMA PCB End Launch Jack

Round Post Rear Mount Bulkhead for PCB 1.6 mm



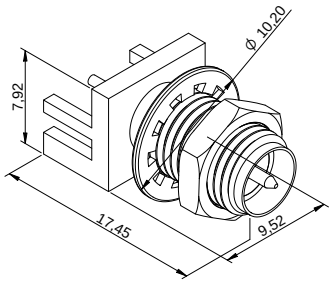

Characteristics	
Frequency Range	DC~18 GHz
Impedance	50 Ω
Withstanding Voltage	1000 V (RMS)
Operating Temperature	-65 up to +165 °C
Mating Cycle	500 Cycles
Soldering	JEDEC lead free reflow soldering

Order Code	Center Contact	Center Contact Retention (Axial) (N)	IL	VSWR	IL	VSWR
63012242124506	Ø 0.76	26.7	0.14 dB @ DC~12.4 GHz	1.2 @ DC~12.4 GHz	0.2 dB @ 12.4 GHz~18 GHz	1.4 @ 12.4 GHz~18 GHz

WR-RPSMA Reverse Polarity SMA PCB End Launch Jack

6.35 SQ Round Post Rear Mount Bulkhead for PCB 1.6mm

NEW!

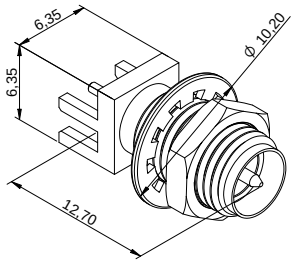

Characteristics	
Frequency Range	DC~6 GHz
Impedance	50 Ω
Withstanding Voltage	1000 V (RMS)
Operating Temperature	-65 up to +165 °C
Mating Cycle	500 Cycles
Soldering	JEDEC lead free reflow soldering

	Order Code	Center Contact	Center Contact Retention (Axial) (N)	IL	VSWR
NEW!	63012242121508	Ø 0.76	26.7	0.14 dB @ DC~6 GHz	1.2 @ DC~6 GHz

WR-ADPT
Coax Adaptor

1 Check the configuration of series for both sides

2 Check the requirement on 1st interface

3 Check the requirement on 2nd interface

In-Series

SMA Plug	SMA Plug	644 032 032 110 00
	SMA Jack	644 032 031 110 00
SMA Jack	SMA Jack	644 031 031 110 00
MCX Jack	MCX Jack	644 061 061 110 00
MMCX Jack	MMCX Jack	644 601 601 110 00
SMB Plug	SMB Plug	644 162 162 110 00
SMB Plug	SMB Jack	644 162 161 110 00
SMB Jack	SMB Jack	644 161 161 110 00
SMP Jack	SMP Jack	644 011 011 210 02
SMP Jack	SMP Jack	644 011 011 210 03

In-Between-Series

SMA Plug	RP-SMA Plug	644 302 032 110 00
	RP-SMA Jack	644 301 032 110 00
	MCX Plug	644 032 062 310 00
	MCX Jack	644 032 061 110 00
	MMCX Plug	644 032 602 110 00
	MMCX Jack	644 302 601 110 00
	SMB Plug	644 032 162 110 00
	SMB Jack	644 032 161 110 00
SMA Jack	RP-SMA Plug	644 302 031 110 00
	RP-SMA Jack	644 301 031 110 00
	MCX Plug	644 031 062 310 00
	MCX Jack	644 031 061 110 00
	MMCX Plug	644 031 602 110 00
	MMCX Jack	644 031 601 110 00
	SMB Plug	644 031 162 110 00
	SMB Jack	644 031 161 110 00

WR-ADPT

Coax Adaptor

	Connector Type 1	Gender 1	Connector Type 2	Gender 2	Orientation Type	Z (Ω)	Max. Freq (GHz)	Order Code	Page
	SMA	Plug	SMA	Plug	Straight	50	18	64403203211000	102
	SMA	Plug	SMA	Jack			18	64403203111000	102
	SMA	Jack	SMA	Jack			18	64403103111000	103
	RP SMA	Plug	SMA	Plug			18	64430203211000	103
	RP SMA	Jack	SMA	Jack			18	64430103111000	104
	RP SMA	Jack	SMA	Plug			18	64430103211000	104
	RP SMA	Plug	SMA	Jack			18	64430203111000	105
	MCX	Jack	MCX	Jack			6	64406106111000	105
	SMA	Jack	MCX	Jack			6	64403106111000	106
	SMA	Jack	MCX	Plug			6	64403106231000	106
	SMA	Plug	MCX	Jack			6	64403206111000	107
	SMA	Plug	MCX	Plug			6	64403206231000	107
	MMCX	Jack	MMCX	Jack			6	64460160111000	108
	SMA	Jack	MMCX	Jack			6	64403160111000	108
	SMA	Jack	MMCX	Plug			6	64403160211000	109
	SMA	Plug	MMCX	Jack			6	64403260111000	109
	SMA	Plug	MMCX	Plug			6	64403260211000	110
NEW!	SMB	Plug	SMB	Plug			4	64416216211000	110
NEW!	SMB	Plug	SMB	Jack			4	64416216111000	111
NEW!	SMB	Jack	SMB	Jack			4	64416116111000	111
NEW!	SMA	Plug	SMB	Plug			4	64403216211000	112
NEW!	SMA	Plug	SMB	Jack			4	64403216111000	112
NEW!	SMA	Jack	SMB	Plug			4	64403116211000	113
NEW!	SMA	Jack	SMB	Jack			4	64403116111000	113
NEW!	SMP	Jack	SMP	Jack			18	64401101121002	114
NEW!	SMP	Jack	SMP	Jack			18	64401101121003	114

WR-ADPT Coax Adaptor

SMA Plug to SMA Plug



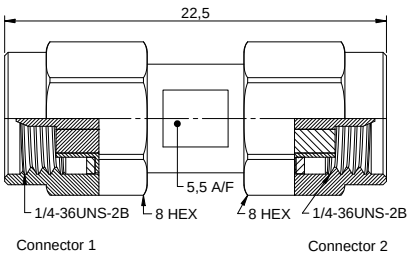

Characteristics	
Frequency Range	DC~18 GHz
Impedance	50 Ω
Withstanding Voltage	1000 V (RMS)
Operating Temperature	-65 up to +165 °C
Mating Cycle	500 Cycles

Order Code	VSWR	IL (dB)	Center Contact Retention (Axial) (N)
64403203211000	1.3	0.16	26.7

WR-ADPT Coax Adaptor

SMA Plug to SMA Jack

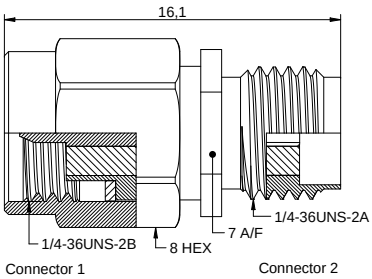

Characteristics	
Frequency Range	DC~18 GHz
Impedance	50 Ω
Withstanding Voltage	1000 V (RMS)
Operating Temperature	-65 up to +165 °C
Mating Cycle	500 Cycles

Order Code	VSWR	IL (dB)	Center Contact Retention (Axial) (N)
64403203111000	1.3	0.16	26.7

WR-ADPT Coax Adaptor

SMA Jack to SMA Jack

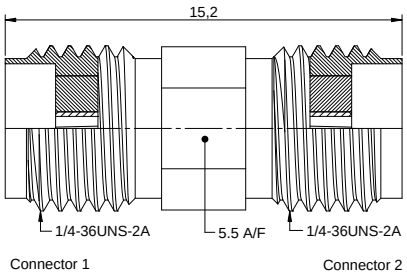

Characteristics	
Frequency Range	DC~18 GHz
Impedance	50 Ω
Withstanding Voltage	1000 V (RMS)
Operating Temperature	-65 up to +165 °C
Mating Cycle	500 Cycles

Order Code	VSWR	IL (dB)	Center Contact Retention (Axial) (N)
64403103111000	1.3	0.16	26.7

WR-ADPT Coax Adaptor

Reverse Polarity SMA Plug to SMA Plug

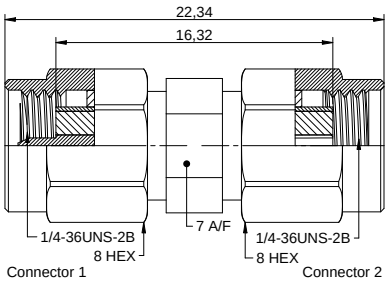

Characteristics	
Frequency Range	DC~18 GHz
Impedance	50 Ω
Withstanding Voltage	1000 V (RMS)
Operating Temperature	-65 up to +165 °C
Mating Cycle	500 Cycles

Order Code	VSWR	IL (dB)	Center Contact Retention (Axial) (N)
64430203211000	1.3	0.16	26.7

WR-ADPT Coax Adaptor

Reverse Polarity SMA Jack to SMA Jack

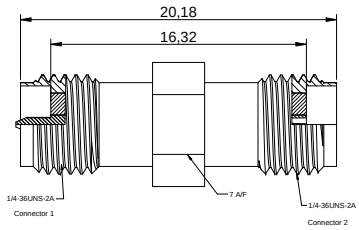

Characteristics	
Frequency Range	DC~18 GHz
Impedance	50 Ω
Withstanding Voltage	1000 V (RMS)
Operating Temperature	-65 up to +165 °C
Mating Cycle	500 Cycles

Order Code	VSWR	IL (dB)	Center Contact Retention (Axial) (N)
64430103111000	1.3	0.16	26.7

WR-ADPT Coax Adaptor

Reverse Polarity SMA Jack to SMA Plug

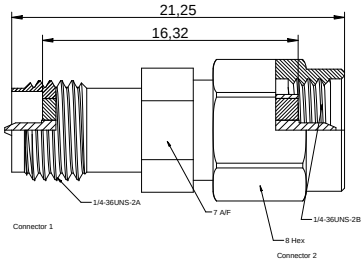

Characteristics	
Frequency Range	DC~18 GHz
Impedance	50 Ω
Withstanding Voltage	1000 V (RMS)
Operating Temperature	-65 up to +165 °C
Mating Cycle	500 Cycles

Order Code	VSWR	IL (dB)	Center Contact Retention (Axial) (N)
64430103211000	1.3	0.16	26.7

WR-ADPT Coax Adaptor

Reverse Polarity SMA Plug to SMA Jack

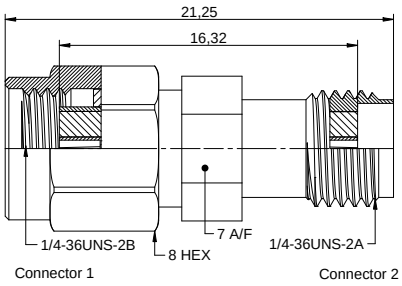

Characteristics	
Frequency Range	DC~18 GHz
Impedance	50 Ω
Withstanding Voltage	1000 V (RMS)
Operating Temperature	-65 up to +165 °C
Mating Cycle	500 Cycles

Order Code	VSWR	IL (dB)	Center Contact Retention (Axial) (N)
64430203111000	1.3	0.16	26.7

WR-ADPT Coax Adaptor

MCX Jack to MCX Jack

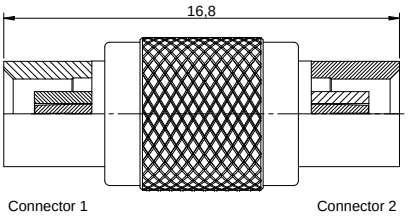

Characteristics	
Frequency Range	DC~6 GHz
Impedance	50 Ω
Withstanding Voltage	750 V (RMS)
Operating Temperature	-55 up to +155 °C
Mating Cycle	500 Cycles

Order Code	VSWR	IL (dB)	Center Contact Retention (Axial) (N)
64406106111000	1.3	0.25	10

WR-ADPT Coax Adaptor

SMA Jack to MCX Jack

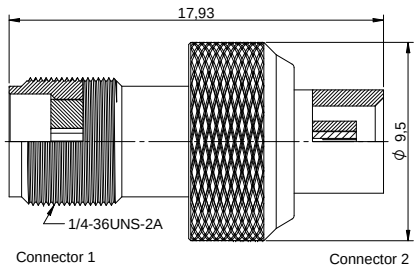

Characteristics	
Frequency Range	DC~6 GHz
Impedance	50 Ω
Withstanding Voltage	750 V (RMS)
Operating Temperature	-55 up to +155 °C
Mating Cycle	500 Cycles

Order Code	VSWR	IL (dB)	Center Contact Retention (Axial) (N)
64403106111000	1.2	0.25	10

WR-ADPT Coax Adaptor

SMA Jack to MCX Plug

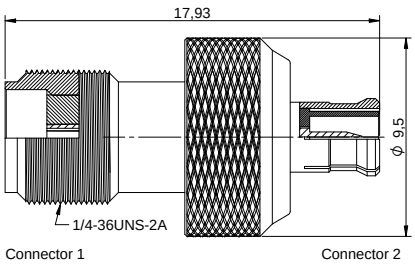

Characteristics	
Frequency Range	DC~6 GHz
Impedance	50 Ω
Withstanding Voltage	750 V (RMS)
Operating Temperature	-55 up to +155 °C
Mating Cycle	500 Cycles

Order Code	VSWR	IL (dB)	Center Contact Retention (Axial) (N)
64403106231000	1.2	0.25	10

WR-ADPT Coax Adaptor

SMA Plug to MCX Jack



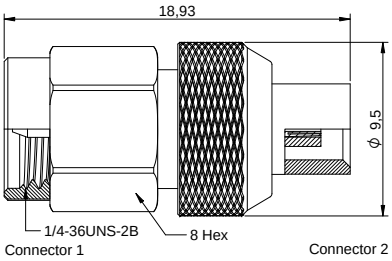

Characteristics	
Frequency Range	DC~6 GHz
Impedance	50 Ω
Withstanding Voltage	750 V (RMS)
Operating Temperature	-55 up to +155 °C
Mating Cycle	500 Cycles

Order Code	VSWR	IL (dB)	Center Contact Retention (Axial) (N)
64403206111000	1.2	0.25	10

WR-ADPT Coax Adaptor

SMA Plug to MCX Plug

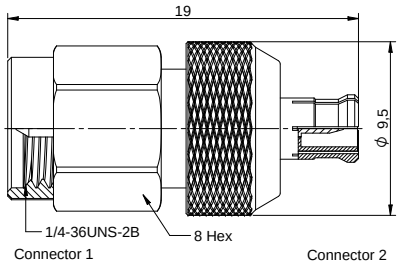

Characteristics	
Frequency Range	DC~6 GHz
Impedance	50 Ω
Withstanding Voltage	750 V (RMS)
Operating Temperature	-55 up to +155 °C
Mating Cycle	500 Cycles

Order Code	VSWR	IL (dB)	Center Contact Retention (Axial) (N)
64403206231000	1.2	0.25	10

WR-ADPT Coax Adaptor

MMCX Jack to MMCX Jack

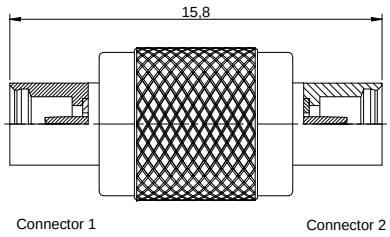

Characteristics	
Frequency Range	DC~6 GHz
Impedance	50 Ω
Withstanding Voltage	500 V (RMS)
Operating Temperature	-55 up to +155 °C
Mating Cycle	500 Cycles

Order Code	VSWR	IL (dB)	Center Contact Retention (Axial) (N)
64460160111000	1.3	0.25	10

WR-ADPT Coax Adaptor

SMA Jack to MMCX Jack

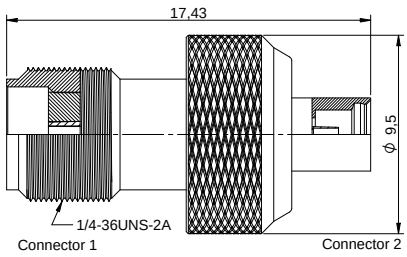

Characteristics	
Frequency Range	DC~6 GHz
Impedance	50 Ω
Withstanding Voltage	500 V (RMS)
Operating Temperature	-55 up to +155 °C
Mating Cycle	500 Cycles

Order Code	VSWR	IL (dB)	Center Contact Retention (Axial) (N)
64403160111000	1.2	0.25	10

WR-ADPT Coax Adaptor

SMA Jack to MMCX Plug

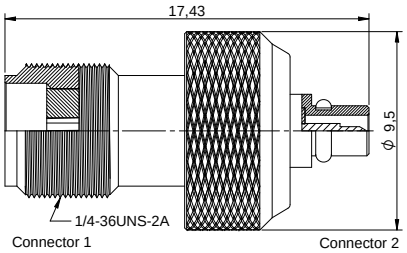

Characteristics	
Frequency Range	DC~6 GHz
Impedance	50 Ω
Withstanding Voltage	500 V (RMS)
Operating Temperature	-55 up to +155 °C
Mating Cycle	500 Cycles

Order Code	VSWR	IL (dB)	Center Contact Retention (Axial) (N)
64403160211000	1.2	0.25	10

WR-ADPT Coax Adaptor

SMA Plug to MMCX Jack

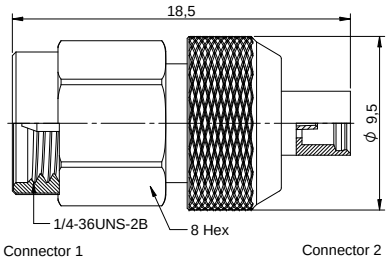

Characteristics	
Frequency Range	DC~6 GHz
Impedance	50 Ω
Withstanding Voltage	500 V (RMS)
Operating Temperature	-55 up to +155 °C
Mating Cycle	500 Cycles

Order Code	VSWR	IL (dB)	Center Contact Retention (Axial) (N)
64403260111000	1.2	0.25	10

WR-ADPT Coax Adaptor

SMA Plug to MMCX Plug

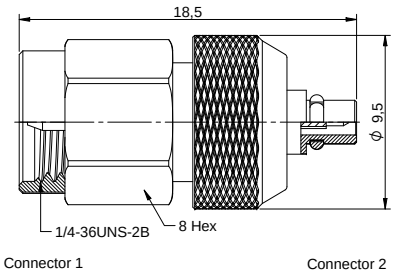

Characteristics	
Frequency Range	DC~6 GHz
Impedance	50 Ω
Withstanding Voltage	500 V (RMS)
Operating Temperature	-55 up to +155 °C
Mating Cycle	500 Cycles

Order Code	VSWR	IL (dB)	Center Contact Retention (Axial) (N)
64403260211000	1.2	0.25	10

WR-ADPT Coax Adaptor

SMB Plug to SMB Plug

NEW!

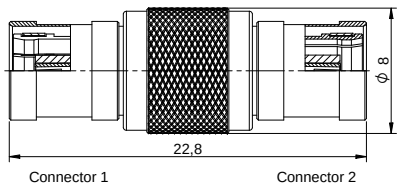

Characteristics	
Frequency Range	DC~4 GHz
Impedance	50 Ω
Withstanding Voltage	1000 V (RMS)
Operating Temperature	-65 up to +165 °C
Mating Cycle	500 Cycles

	Order Code	VSWR	IL (dB)	Center Contact Retention (Axial) (N)
NEW!	**64416216211000**	1.3	0.2	17.8

WR-ADPT Coax Adaptor

SMB Plug to SMB Jack

NEW!

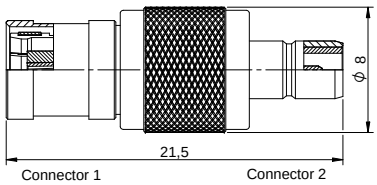

Characteristics	
Frequency Range	DC~4 GHz
Impedance	50 Ω
Withstanding Voltage	1000 V (RMS)
Operating Temperature	-65 up to +165 °C
Mating Cycle	500 Cycles

	Order Code	VSWR	IL (dB)	Center Contact Retention (Axial) (N)
NEW!	64416216111000	1.3	0.2	17.8

WR-ADPT Coax Adaptor

SMB Jack to SMB Jack

NEW!

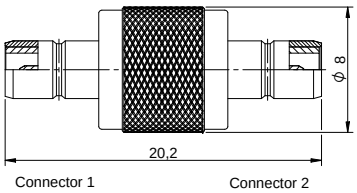

Characteristics	
Frequency Range	DC~4 GHz
Impedance	50 Ω
Withstanding Voltage	1000 V (RMS)
Operating Temperature	-65 up to +165 °C
Mating Cycle	500 Cycles

	Order Code	VSWR	IL (dB)	Center Contact Retention (Axial) (N)
NEW!	64416116111000	1.3	0.2	17.8

WR-ADPT Coax Adaptor

SMA Plug to SMB Plug

NEW!

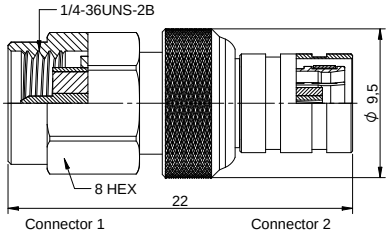

Characteristics	
Frequency Range	DC~4 GHz
Impedance	50 Ω
Withstanding Voltage	1000 V (RMS)
Operating Temperature	-65 up to +165 °C
Mating Cycle	500 Cycles

	Order Code	VSWR	IL (dB)	Center Contact Retention (Axial) (N)
NEW!	64403216211000	1.3	0.2	17.8

WR-ADPT Coax Adaptor

SMA Plug to SMB Jack

NEW!

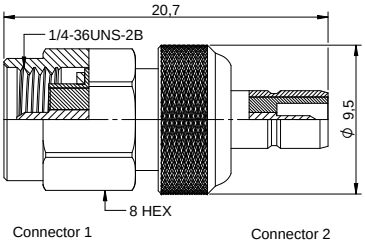

Characteristics	
Frequency Range	DC~4 GHz
Impedance	50 Ω
Withstanding Voltage	1000 V (RMS)
Operating Temperature	-65 up to +165 °C
Mating Cycle	500 Cycles

	Order Code	VSWR	IL (dB)	Center Contact Retention (Axial) (N)
NEW!	64403216111000	1.3	0.2	17.8

WR-ADPT Coax Adaptor

SMA Jack to SMB Plug

NEW!

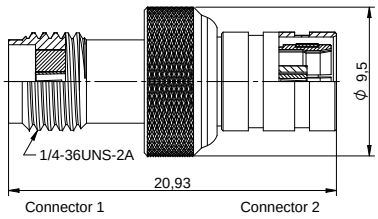

Characteristics	
Frequency Range	DC~4 GHz
Impedance	50 Ω
Withstanding Voltage	1000 V (RMS)
Operating Temperature	-65 up to +165 °C
Mating Cycle	500 Cycles

	Order Code	VSWR	IL (dB)	Center Contact Retention (Axial) (N)
NEW!	64403116211000	1.3	0.2	17.8

WR-ADPT Coax Adaptor

SMA Jack to SMB Jack

NEW!

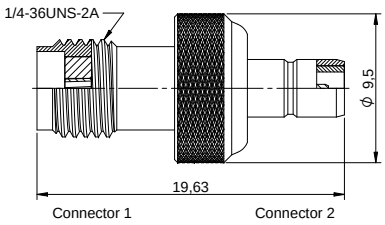

Characteristics	
Frequency Range	DC~4 GHz
Impedance	50 Ω
Withstanding Voltage	1000 V (RMS)
Operating Temperature	-65 up to +165 °C
Mating Cycle	500 Cycles

	Order Code	VSWR	IL (dB)	Center Contact Retention (Axial) (N)
NEW!	64403116111000	1.3	0.2	17.8

WR-ADPT Coax Bullet Adaptor

SMP Jack to SMP Jack

NEW!

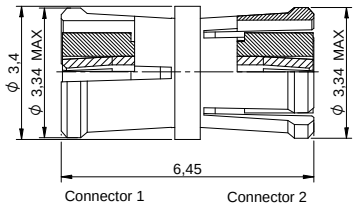

Characteristics	
Frequency Range	DC~18 GHz
Impedance	50 Ω
Withstanding Voltage	500 V (RMS)
Operating Temperature	-65 up to +165 °C

	Order Code	VSWR	IL (dB)	Center Contact Retention (Axial) (N)
NEW!	64401101121002	1.5	0.51	7

WR-ADPT Coax Bullet Adaptor

SMP Jack to SMP Jack

NEW!

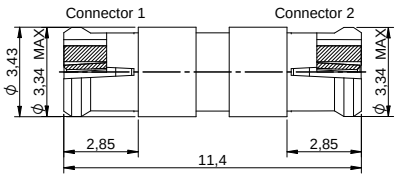

Characteristics	
Frequency Range	DC~18 GHz
Impedance	50 Ω
Withstanding Voltage	500 V (RMS)
Operating Temperature	-65 up to +165 °C

	Order Code	VSWR	IL (dB)	Center Contact Retention (Axial) (N)
NEW!	64401101121003	1.5	0.51	7

WR-CXASY
Coax Cable Assemblies

Wurth Elektronik offers a variety of pre-assembled cable assemblies between SMA, RP-SMA, MCX, MMCX, SMB, and SMP connector types. Various types of standard flexible cables to support different applications, and two types of hand-formable cables that have no spring back to support frequency range up to 18 GHz.

- Flexible Cable: RG58, RG174, RG178, RG142, RG316, RG316DB, .047”, .085”
- Hand-formable cable: .141”, .085”

Typical Coaxial Cable Structure



Jacket:
Provide environmental protection for cable

Shielding:
Prevent and minimize RF leakage with braided wires or metal foil

Dielectric:
Insulating material that could separate cable center conductor and the shielding

Center Conductor:
Main path for signal transmission

Select a suitable cable for your application

Suggested Frequency Range

DC – 1 GHz	1 GHz – 3 GHz	3 GHz – 6 GHz	6 GHz – 18 GHz
RG58 / RG174	RG178	RG142 / RG316 / RG316DB	.047" / .085" / .141"

Nominal Outer Cable Diameter

Thick → Thin

RG58 / RG142	.141" Hand-formable	RG316DB	RG174	.085"	RG316	.085" Hand-formable	RG178	.047"

Min. Bend Radius

Low → High

.085" Hand-formable	.047" / .141" Hand-formable	RG178	.085" / RG316	RG316DB	RG142	RG174	RG58

Operating Temperature

	–65 °C	–55 °C	–20 °C	+80 °C	+155 °C	+165 °C
.047" / .085" / .141"	■	■	■	■	■	■
RG142 / RG316 / RG316DB		■	■	■	■	■
RG178		■	■	■	■	
RG58 / RG174			■	■		

WR-CXASY

Coax Cable Assemblies

	Connector Type 1	Gender 1	Orientation Type 1	Connector Type 2	Gender 2	Orientation Type 2	Cable	Order Code	Page
	SMA	Plug	Straight	SMA	Plug	Straight	RG-58 C/U	655035035XXX01	118
	SMA	Plug	Straight	SMA	Plug	Straight	RG-142/U	655035035XXX02	118
	SMA	Plug	Straight	SMA	Plug	Straight	RG-174/U	655035035XXX03	119
	SMA	Plug	Straight	SMA	Plug	Straight	RG-316/U	655035035XXX05	119
	SMA	Plug	Straight	SMA	Plug	Straight	RG-316 DB	655035035XXX06	120
	SMA	Plug	Straight	SMA	Plug	Straight	.141"	655035035XXX07	120
	SMA	Plug	Straight	SMA	Plug	Straight	.085"	655035035XXX08	121
	SMA	Plug	Straight	SMA	Plug	Right Angle	RG-58 C/U	655035036XXX01	121
	SMA	Plug	Straight	SMA	Plug	Right Angle	RG-142/U	655035036XXX02	122
	SMA	Plug	Straight	SMA	Plug	Right Angle	RG-174/U	655035036XXX03	122
	SMA	Plug	Straight	SMA	Plug	Right Angle	RG-316/U	655035036XXX05	123
	SMA	Plug	Straight	SMA	Plug	Right Angle	RG-316 DB	655035036XXX06	123
	SMA	Plug	Straight	SMA	Plug	Right Angle	.141"	655035036XXX07	124
	SMA	Plug	Straight	SMA	Plug	Right Angle	.085"	655035036XXX08	124
	SMA	Plug	Straight	SMA	Jack	Straight	RG-58 C/U	655035032XXX01	125
	SMA	Plug	Straight	SMA	Jack	Straight	RG-142/U	655035032XXX02	125
	SMA	Plug	Straight	SMA	Jack	Straight	RG-174/U	655035032XXX03	126
	SMA	Plug	Straight	SMA	Jack	Straight	RG-316/U	655035032XXX05	126
	SMA	Plug	Straight	SMA	Jack	Straight	RG-316 DB	655035032XXX06	127
	SMA	Plug	Straight	SMA	Jack	Straight	.141"	655035032XXX07	127
	SMA	Plug	Straight	SMA	Jack	Straight	.085"	655035032XXX08	128
	SMA	Plug	Right Angle	SMA	Jack	Straight	RG-58 C/U	655036032XXX01	128
	SMA	Plug	Right Angle	SMA	Jack	Straight	RG-142/U	655036032XXX02	129
	SMA	Plug	Right Angle	SMA	Jack	Straight	RG-174/U	655036032XXX03	129
	SMA	Plug	Right Angle	SMA	Jack	Straight	RG-316/U	655036032XXX05	130
	SMA	Plug	Right Angle	SMA	Jack	Straight	RG-316 DB	655036032XXX06	130
	SMA	Plug	Right Angle	SMA	Jack	Straight	.141"	655036032XXX07	131
	SMA	Plug	Right Angle	SMA	Jack	Straight	.085"	655036032XXX08	131
	MCX	Plug	Straight	MCX	Plug	Straight	RG-174/U	65506506515303	132
	MCX	Plug	Straight	MCX	Plug	Straight	RG-178/U	65506506515304	132
	MCX	Plug	Straight	MCX	Plug	Straight	RG-316/U	65506506515305	133
	MCX	Plug	Right Angle	MCX	Plug	Straight	RG-174/U	65506606515303	133
	MCX	Plug	Right Angle	MCX	Plug	Straight	RG-178/U	65506606515304	134
	MCX	Plug	Right Angle	MCX	Plug	Straight	RG-316/U	65506606515305	134
	MCX	Plug	Straight	MCX	Jack	Straight	RG-174/U	65506506215303	135
	MCX	Plug	Straight	MCX	Jack	Straight	RG-178/U	65506506215304	135
	MCX	Plug	Straight	MCX	Jack	Straight	RG-316/U	65506506215305	136
	SMA	Jack	Straight	MCX	Plug	Straight	RG-174/U	65503206515303	136
	SMA	Jack	Straight	MCX	Plug	Straight	RG-178/U	65503206515304	137
	SMA	Jack	Straight	MCX	Plug	Straight	RG-316/U	65503206515305	137
	RP SMA	Jack	Straight	MCX	Plug	Straight	RG-174/U	65530206515303	138
	RP SMA	Jack	Straight	MCX	Plug	Straight	RG-178/U	65530206515304	138
	RP SMA	Jack	Straight	MCX	Plug	Straight	RG-316/U	65530206515305	139
	MMCX	Plug	Straight	MMCX	Plug	Straight	RG-174/U	65560560515303	139
	MMCX	Plug	Straight	MMCX	Plug	Straight	RG-178/U	65560560515304	140
	MMCX	Plug	Straight	MMCX	Plug	Straight	RG-316/U	65560560515305	140
	MMCX	Plug	Right Angle	MMCX	Plug	Straight	RG-174/U	65560660515303	141
	MMCX	Plug	Right Angle	MMCX	Plug	Straight	RG-178/U	65560660515304	141
	MMCX	Plug	Right Angle	MMCX	Plug	Straight	RG-316/U	65560660515305	142
	MMCX	Plug	Straight	MMCX	Jack	Straight	RG-174/U	65560560215303	142
	MMCX	Plug	Straight	MMCX	Jack	Straight	RG-178/U	65560560215304	143
	MMCX	Plug	Straight	MMCX	Jack	Straight	RG-316/U	65560560215305	143
	SMA	Jack	Straight	MMCX	Plug	Straight	RG-174/U	65503260515303	144
	SMA	Jack	Straight	MMCX	Plug	Straight	RG-178/U	65503260515304	144
	SMA	Jack	Straight	MMCX	Plug	Straight	RG-316/U	65503260515305	145
	RP SMA	Jack	Straight	MMCX	Plug	Straight	RG-174/U	65530260515303	145
	RP SMA	Jack	Straight	MMCX	Plug	Straight	RG-178/U	65530260515304	146
	RP SMA	Jack	Straight	MMCX	Plug	Straight	RG-316/U	65530260515305	146

WR-CXASY

Coax Cable Assemblies

	Connector Type 1	Gender 1	Orientation Type 1	Connector Type 2	Gender 2	Orientation Type 2	Cable	Order Code	Page
NEW!	SMP	Jack	Straight	SMP	Jack	Straight	.047"	65503321115301	147
NEW!	SMP	Jack	Right Angle	SMP	Jack	Right Angle	.047"	65503521115301	147
NEW!	SMP	Jack	Straight	SMP	Jack	Straight	.085"	65503321215301	148
NEW!	SMP	Jack	Right Angle	SMP	Jack	Right Angle	.085"	65503521215301	148
NEW!	SMP	Jack	Straight	SMP	Jack	Straight	.085"	65503320815301	149
NEW!	SMP	Jack	Right Angle	SMP	Jack	Right Angle	.085"	65503520815301	149
NEW!	SMA	Plug	Right Angle	SMA	Plug	Right Angle	RG-174/U	655015103XXX01	150
NEW!	SMA	Plug	Right Angle	SMA	Plug	Right Angle	RG-316/U	655015105XXX01	150
NEW!	SMB	Plug	Straight	SMB	Plug	Straight	RG-174/U	65502810315301	151
NEW!	SMB	Plug	Straight	SMB	Plug	Straight	RG-178/U	65502810415301	151
NEW!	SMB	Plug	Straight	SMB	Plug	Straight	RG-316/U	65502810515301	152
NEW!	SMB	Plug	Right Angle	SMB	Plug	Right Angle	RG-174/U	65502910315301	152
NEW!	SMB	Plug	Right Angle	SMB	Plug	Right Angle	RG-178/U	65502910415301	153
NEW!	SMB	Plug	Right Angle	SMB	Plug	Right Angle	RG-316/U	65502910515301	153
NEW!	SMB	Plug	Right Angle	SMB	Jack	Straight	RG-174/U	65503110315301	154
NEW!	SMB	Plug	Right Angle	SMB	Jack	Straight	RG-178/U	65503110415301	154
NEW!	SMB	Plug	Right Angle	SMB	Jack	Straight	RG-316/U	65503110515301	155
NEW!	SMA	Jack	Straight	SMB	Plug	Right Angle	RG-174/U	65503210315301	155
NEW!	SMA	Jack	Straight	SMB	Plug	Right Angle	RG-178/U	65503210415301	156
NEW!	SMA	Jack	Straight	SMB	Plug	Right Angle	RG-316/U	65503210515301	156
NEW!	MCX	Plug	Right Angle	MCX	Plug	Right Angle	RG-174/U	65502110315301	157
NEW!	MCX	Plug	Right Angle	MCX	Plug	Right Angle	RG-178/U	65502110415301	157
NEW!	MCX	Plug	Right Angle	MCX	Plug	Right Angle	RG-316/U	65502110515301	158
NEW!	SMA	Jack	Straight	MCX	Plug	Right Angle	RG-174/U	65501710315301	158
NEW!	SMA	Jack	Straight	MCX	Plug	Right Angle	RG-178/U	65501710415301	159
NEW!	SMA	Jack	Straight	MCX	Plug	Right Angle	RG-316/U	65501710515301	159
NEW!	MMCX	Plug	Right Angle	MMCX	Plug	Right Angle	RG-174/U	65502410315301	160
NEW!	MMCX	Plug	Right Angle	MMCX	Plug	Right Angle	RG-178/U	65502410415301	160
NEW!	MMCX	Plug	Right Angle	MMCX	Plug	Right Angle	RG-316/U	65502410515301	161
NEW!	SMA	Jack	Straight	MMCX	Plug	Right Angle	RG-174/U	65501910315301	161
NEW!	SMA	Jack	Straight	MMCX	Plug	Right Angle	RG-178/U	65501910415301	162
NEW!	SMA	Jack	Straight	MMCX	Plug	Right Angle	RG-316/U	65501910515301	162

WR-CXASY SMA Straight Plug to SMA Straight Plug

Flexible Cable RG-58C/U

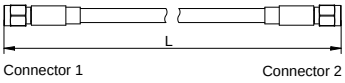

Characteristics	
Frequency Range	DC~1 GHz
Impedance	50 Ω
Withstanding Voltage	1000 V (RMS)
Operating Temperature	-20 up to +80 °C
Mating Cycle	500 Cycles

Order Code	Nominal Cable Length (mm)	VSWR	IL (dB)	Cable Retention (N)	Min. Bend Radius (mm)
65503503515301	152.4	1.3	0.19	89	49.5
65503503530501	304.8		0.3		

WR-CXASY SMA Straight Plug to SMA Straight Plug

Flexible Cable RG-142/U

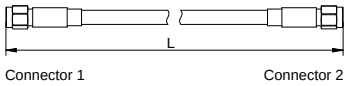

Characteristics	
Frequency Range	DC~6 GHz
Impedance	50 Ω
Withstanding Voltage	1000 V (RMS)
Operating Temperature	-55 up to +165 °C
Mating Cycle	500 Cycles

Order Code	Nominal Cable Length (mm)	VSWR	IL (dB)	Cable Retention (N)	Min. Bend Radius (mm)
65503503515302	152.4	1.4	0.48	133	25.4
65503503530502	304.8		0.76		

WR-CXASY SMA Straight Plug to SMA Straight Plug

Flexible Cable RG-174/U

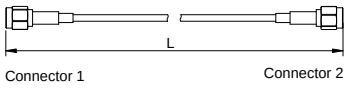

Characteristics	
Frequency Range	DC~1 GHz
Impedance	50 Ω
Withstanding Voltage	750 V (RMS)
Operating Temperature	-20 up to +80 °C
Mating Cycle	500 Cycles

1

Order Code	Nominal Cable Length (mm)	VSWR	IL (dB)	Cable Retention (N)	Min. Bend Radius (mm)
65503503515303	152.4	1.3	0.25	44.5	30
65503503530503	304.8		0.42		
655035035100003	1000		1.2		
655035035200003	2000		2.3		

WR-CXASY SMA Straight Plug to SMA Straight Plug

Flexible Cable RG-316/U

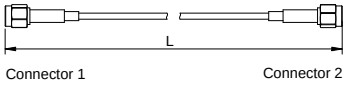

Characteristics	
Frequency Range	DC~6 GHz
Impedance	50 Ω
Withstanding Voltage	750 V (RMS)
Operating Temperature	-55 up to +165 °C
Mating Cycle	500 Cycles

Order Code	Nominal Cable Length (mm)	VSWR	IL (dB)	Cable Retention (N)	Min. Bend Radius (mm)
65503503515305	152.4	1.3	0.7	44.5	12.7
65503503530505	304.8		1.2		

WR-CXASY SMA Straight Plug to SMA Straight Plug

Flexible Cable RG-316/U Double Braid

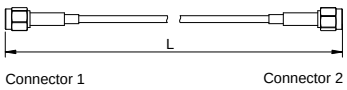

Characteristics	
Frequency Range	DC~6 GHz
Impedance	50 Ω
Withstanding Voltage	750 V (RMS)
Operating Temperature	-55 up to +165 °C
Mating Cycle	500 Cycles

Order Code	Nominal Cable Length (mm)	VSWR	IL (dB)	Cable Retention (N)	Min. Bend Radius (mm)
65503503515306	152.4	1.3	0.64	89	15.3
65503503530506	304.8		1.08		

WR-CXASY SMA Straight Plug to SMA Straight Plug

Hand-Formable Cable .141"

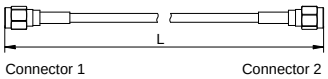

Characteristics	
Frequency Range	DC~18 GHz
Impedance	50 Ω
Withstanding Voltage	1000 V (RMS)
Operating Temperature	-65 up to +165 °C
Mating Cycle	500 Cycles

Order Code	Nominal Cable Length (mm)	VSWR	IL (dB)	Cable Retention (N)	Min. Bend Radius (mm)
65503503515307	152.4	1.3	0.67	89	10
65503503530507	304.8		1		

WR-CXASY SMA Straight Plug to SMA Straight Plug

Hand-Formable Cable .085"

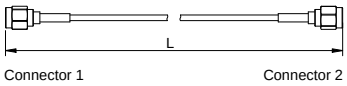

Characteristics	
Frequency Range	DC~18 GHz
Impedance	50 Ω
Withstanding Voltage	750 V (RMS)
Operating Temperature	-65 up to +165 °C
Mating Cycle	500 Cycles

Order Code	Nominal Cable Length (mm)	VSWR	IL (dB)	Cable Retention (N)	Min. Bend Radius (mm)
65503503515308	152.4	1.3	0.87	44.5	6
65503503530508	304.8		1.4		

WR-CXASY SMA Straight Plug to SMA Right Angle Plug

Flexible Cable RG-58C/U

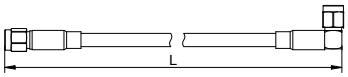

Characteristics	
Frequency Range	DC~1 GHz
Impedance	50 Ω
Withstanding Voltage	1000 V (RMS)
Operating Temperature	-20 up to +80 °C
Mating Cycle	500 Cycles

Order Code	Nominal Cable Length (mm)	VSWR	IL (dB)	Cable Retention (N)	Min. Bend Radius (mm)
65503503615301	152.4	1.3	0.19	89	49.5
65503503630501	304.8		0.3		

WR-CXASY SMA Straight Plug to SMA Right Angle Plug

Flexible Cable RG-142/U

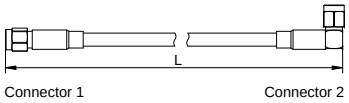

Characteristics	
Frequency Range	DC~6 GHz
Impedance	50 Ω
Withstanding Voltage	1000 V (RMS)
Operating Temperature	-55 up to +165 °C
Mating Cycle	500 Cycles

Order Code	Nominal Cable Length (mm)	VSWR	IL (dB)	Cable Retention (N)	Min. Bend Radius (mm)
65503503615302	152.4	1.5	0.48	133	25.4
65503503630502	304.8		0.76		

WR-CXASY SMA Straight Plug to SMA Right Angle Plug

Flexible Cable RG-174/U

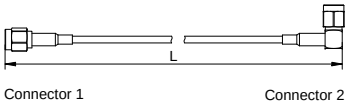

Characteristics	
Frequency Range	DC~1 GHz
Impedance	50 Ω
Withstanding Voltage	750 V (RMS)
Operating Temperature	-20 up to +80 °C
Mating Cycle	500 Cycles

Order Code	Nominal Cable Length (mm)	VSWR	IL (dB)	Cable Retention (N)	Min. Bend Radius (mm)
65503503615303	152.4	1.5	0.25	44.5	30
65503503630503	304.8		0.42		

WR-CXASY SMA Straight Plug to SMA Right Angle Plug

Flexible Cable RG-316/U

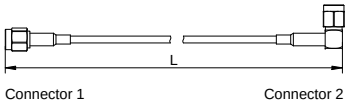

Characteristics	
Frequency Range	DC~6 GHz
Impedance	50 Ω
Withstanding Voltage	750 V (RMS)
Operating Temperature	-55 up to +165 °C
Mating Cycle	500 Cycles

Order Code	Nominal Cable Length (mm)	VSWR	IL (dB)	Cable Retention (N)	Min. Bend Radius (mm)
65503503615305	152.4	1.5	0.7	44.5	12.7
65503503630505	304.8		1.2		

WR-CXASY SMA Straight Plug to SMA Right Angle Plug

Flexible Cable RG-316/U Double Braid

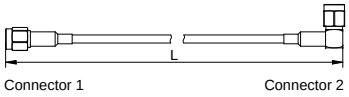

Characteristics	
Frequency Range	DC~6 GHz
Impedance	50 Ω
Withstanding Voltage	750 V (RMS)
Operating Temperature	-55 up to +165 °C
Mating Cycle	500 Cycles

Order Code	Nominal Cable Length (mm)	VSWR	IL (dB)	Cable Retention (N)	Min. Bend Radius (mm)
65503503615306	152.4	1.5	0.64	89	15.3
65503503630506	304.8		1.08		

WR-CXASY SMA Straight Plug to SMA Right Angle Plug

Hand-Formable Cable .141"

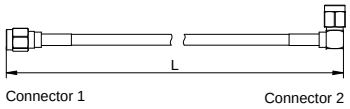

Characteristics	
Frequency Range	DC~12.4 GHz
Impedance	50 Ω
Withstanding Voltage	1000 V (RMS)
Operating Temperature	-65 up to +165 °C
Mating Cycle	500 Cycles

Order Code	Nominal Cable Length (mm)	VSWR	IL (dB)	Cable Retention (N)	Min. Bend Radius (mm)
65503503615307	152.4	1.3	0.55	89	10
65503503630507	304.8		0.82		

WR-CXASY SMA Straight Plug to SMA Right Angle Plug

Hand-Formable Cable .085"

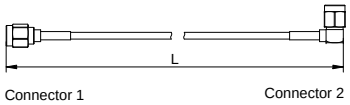

Characteristics	
Frequency Range	DC~18 GHz
Impedance	50 Ω
Withstanding Voltage	750 V (RMS)
Operating Temperature	-65 up to +165 °C
Mating Cycle	500 Cycles

Order Code	Nominal Cable Length (mm)	VSWR	IL (dB)	Cable Retention (N)	Min. Bend Radius (mm)
65503503615308	152.4	1.5	0.87	44.5	6
65503503630508	304.8		1.4		

WR-CXASY SMA Straight Plug to SMA Bulkhead Jack

Flexible Cable RG-58C/U

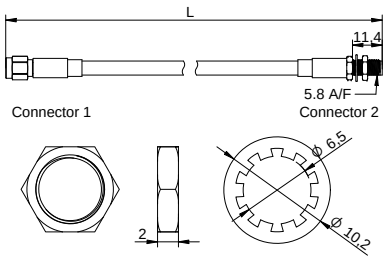

Characteristics	
Frequency Range	DC~1 GHz
Impedance	50 Ω
Withstanding Voltage	1000 V (RMS)
Operating Temperature	-20 up to +80 °C
Mating Cycle	500 Cycles

Order Code	Nominal Cable Length (mm)	VSWR	IL (dB)	Cable Retention (N)	Min. Bend Radius (mm)
65503503215301	152.4	1.3	0.19	89	49.5
65503503230501	304.8		0.3		

WR-CXASY SMA Straight Plug to SMA Bulkhead Jack

Flexible Cable RG-142/U

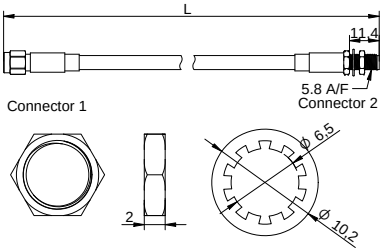

Characteristics	
Frequency Range	DC~6 GHz
Impedance	50 Ω
Withstanding Voltage	1000 V (RMS)
Operating Temperature	-55 up to +165 °C
Mating Cycle	500 Cycles

Order Code	Nominal Cable Length (mm)	VSWR	IL (dB)	Cable Retention (N)	Min. Bend Radius (mm)
65503503215302	152.4	1.5	0.48	133	25.4
65503503230502	304.8		0.76		

WR-CXASY SMA Straight Plug to SMA Bulkhead Jack

Flexible Cable RG-174/U

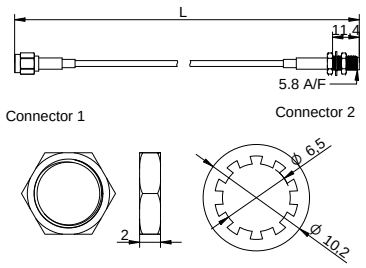

Characteristics	
Frequency Range	DC~1 GHz
Impedance	50 Ω
Withstanding Voltage	750 V (RMS)
Operating Temperature	-20 up to +80 °C
Mating Cycle	500 Cycles

Order Code	Nominal Cable Length (mm)	VSWR	IL (dB)	Cable Retention	Min. Bend Radius (mm)
65503503215303	152.4	1.3	0.25	44.5 N	30
65503503230503	304.8		0.42		
655035032100003	1000		1.19		
655035032200003	2000		2.3		

WR-CXASY SMA Straight Plug to SMA Bulkhead Jack

Flexible Cable RG-316/U

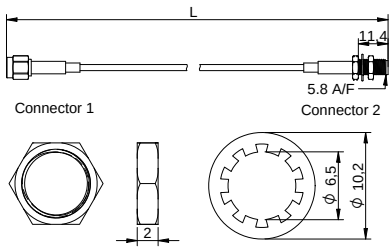

Characteristics	
Frequency Range	DC~6 GHz
Impedance	50 Ω
Withstanding Voltage	750 V (RMS)
Operating Temperature	-55 up to +165 °C
Mating Cycle	500 Cycles

Order Code	Nominal Cable Length (mm)	VSWR	IL (dB)	Cable Retention (N)	Min. Bend Radius (mm)
65503503215305	152.4	1.5	0.7	44.5	12.7
65503503230505	304.8		1.2		

WR-CXASY SMA Straight Plug to SMA Bulkhead Jack

Flexible Cable RG-316/U Double Braid

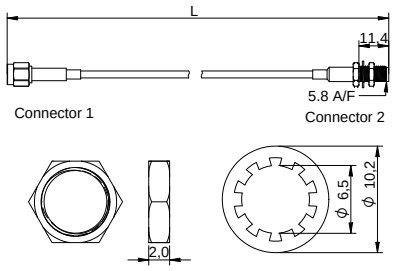

Characteristics	
Frequency Range	DC~6 GHz
Impedance	50 Ω
Withstanding Voltage	750 V (RMS)
Operating Temperature	-55 up to +165 °C
Mating Cycle	500 Cycles

Order Code	Nominal Cable Length (mm)	VSWR	IL (dB)	Cable Retention (N)	Min. Bend Radius (mm)
65503503215306	152.4	1.5	0.64	89	15.3
65503503230506	304.8		1.08		

WR-CXASY SMA Straight Plug to SMA Bulkhead Jack

Hand-Formable Cable .141"

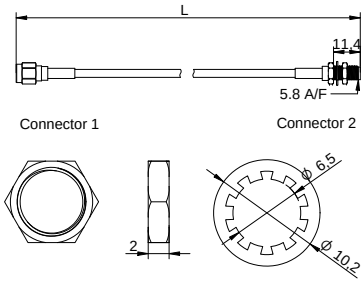

Characteristics	
Frequency Range	DC~18 GHz
Impedance	50 Ω
Withstanding Voltage	1000 V (RMS)
Operating Temperature	-65 up to +165 °C
Mating Cycle	500 Cycles

Order Code	Nominal Cable Length (mm)	VSWR	IL (dB)	Cable Retention (N)	Min. Bend Radius (mm)
65503503215307	152.4	1.3	0.67	89	10
65503503230507	304.8		1		

WR-CXASY SMA Straight Plug to SMA Bulkhead Jack

Hand-Formable Cable .085"

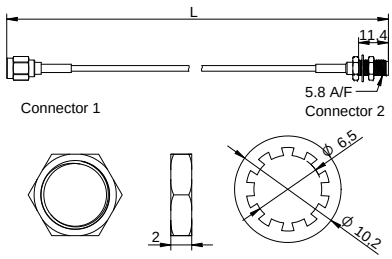

Characteristics	
Frequency Range	DC~18 GHz
Impedance	50 Ω
Withstanding Voltage	750 V (RMS)
Operating Temperature	-65 up to +165 °C
Mating Cycle	500 Cycles

Order Code	Nominal Cable Length (mm)	VSWR	IL (dB)	Cable Retention (N)	Min. Bend Radius (mm)
65503503215308	152.4	1.5	0.87	44.5	6
65503503230508	304.8		1.4		

WR-CXASY SMA Right Angle Plug to SMA Bulkhead Jack

Flexible Cable RG-58C/U

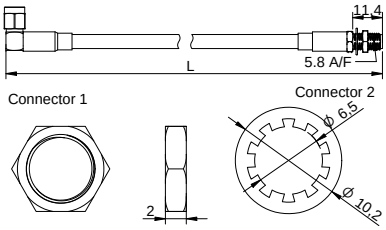

Characteristics	
Frequency Range	DC~1 GHz
Impedance	50 Ω
Withstanding Voltage	1000 V (RMS)
Operating Temperature	-20 up to +80 °C
Mating Cycle	500 Cycles

Order Code	Nominal Cable Length (mm)	VSWR	IL (dB)	Cable Retention (N)	Min. Bend Radius (mm)
65503603215301	152.4	1.3	0.19	89	49.5
65503603230501	304.8		0.3		

WR-CXASY SMA Right Angle Plug to SMA Bulkhead Jack

Flexible Cable RG-142/U

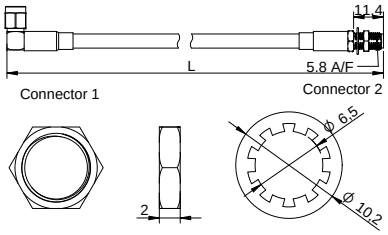

Characteristics	
Frequency Range	DC~6 GHz
Impedance	50 Ω
Withstanding Voltage	1000 V (RMS)
Operating Temperature	-55 up to +165 °C
Mating Cycle	500 Cycles

Order Code	Nominal Cable Length (mm)	VSWR	IL (dB)	Cable Retention (N)	Min. Bend Radius (mm)
65503603215302	152.4	1.5	0.48	133	25.4
65503603230502	304.8		0.76		

WR-CXASY SMA Right Angle Plug to SMA Bulkhead Jack

Flexible Cable RG-174/U

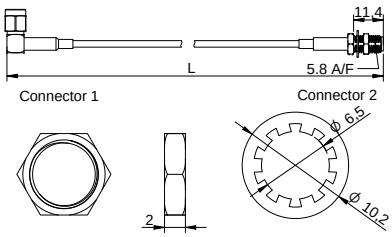

Characteristics	
Frequency Range	DC~1 GHz
Impedance	50 Ω
Withstanding Voltage	750 V (RMS)
Operating Temperature	-20 up to +80 °C
Mating Cycle	500 Cycles

Order Code	Nominal Cable Length (mm)	VSWR	IL (dB)	Cable Retention (N)	Min. Bend Radius (mm)
65503603215303	152.4	1.3	0.25	44.5	30
65503603230503	304.8		0.42		

WR-CXASY SMA Right Angle Plug to SMA Bulkhead Jack

Flexible Cable RG-316/U

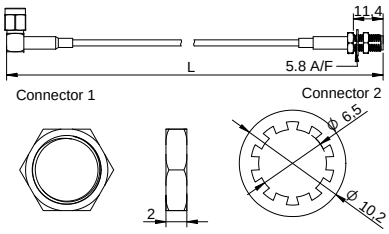

Characteristics	
Frequency Range	DC~6 GHz
Impedance	50 Ω
Withstanding Voltage	750 V (RMS)
Operating Temperature	-55 up to +165 °C
Mating Cycle	500 Cycles

Order Code	Nominal Cable Length (mm)	VSWR	IL (dB)	Cable Retention (N)	Min. Bend Radius (mm)
65503603215305	152.4	1.5	0.7	44.5	12.7
65503603230505	304.8		1.2		

WR-CXASY SMA Right Angle Plug to SMA Bulkhead Jack

Flexible Cable RG-316/U Double Braid

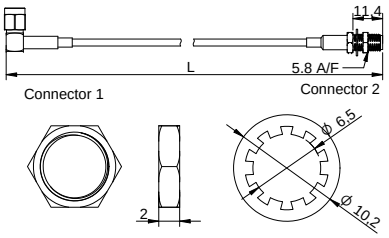

Characteristics	
Frequency Range	DC~6 GHz
Impedance	50 Ω
Withstanding Voltage	750 V (RMS)
Operating Temperature	-55 up to +165 °C
Mating Cycle	500 Cycles

Order Code	Nominal Cable Length (mm)	VSWR	IL (dB)	Cable Retention (N)	Min. Bend Radius (mm)
65503603215306	152.4	1.5	0.64	89	15.3
65503603230506	304.8		1.08		

WR-CXASY SMA Right Angle Plug to SMA Bulkhead Jack

Hand-Formable Cable .141"

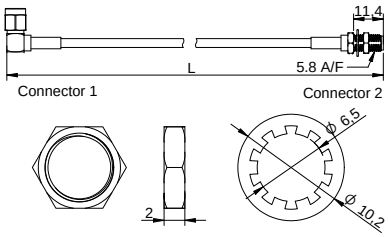

Characteristics	
Frequency Range	DC~12.4 GHz
Impedance	50 Ω
Withstanding Voltage	1000 V (RMS)
Operating Temperature	-65 up to +165 °C
Mating Cycle	500 Cycles

Order Code	Nominal Cable Length (mm)	VSWR	IL (dB)	Cable Retention (N)	Min. Bend Radius (mm)
65503603215307	152.4	1.3	0.55	89	10
65503603230507	304.8		0.82		

WR-CXASY SMA Right Angle Plug to SMA Bulkhead Jack

Hand-Formable Cable .085"

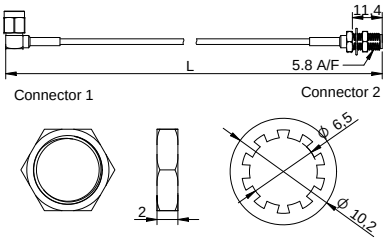

Characteristics	
Frequency Range	DC~18 GHz
Impedance	50 Ω
Withstanding Voltage	750 V (RMS)
Operating Temperature	-65 up to +165 °C
Mating Cycle	500 Cycles

Order Code	Nominal Cable Length (mm)	VSWR	IL (dB)	Cable Retention (N)	Min. Bend Radius (mm)
65503603215308	152.4	1.5	0.87	44.5	6
65503603230508	304.8		1.4		

WR-CXASY MCX Straight Plug to MCX Straight Plug

Flexible Cable RG-174/U

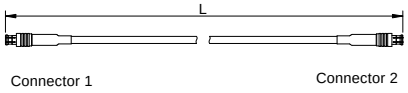

Characteristics	
Frequency Range	DC~1 GHz
Impedance	50 Ω
Withstanding Voltage	750 V (RMS)
Operating Temperature	-20 up to +80 °C
Mating Cycle	500 Cycles

Order Code	Nominal Cable Length (mm)	VSWR	IL (dB)	Cable Retention (N)	Min. Bend Radius (mm)
65506506515303	152.4	1.3	0.35	44.5	30

WR-CXASY MCX Straight Plug to MCX Straight Plug

Flexible Cable RG-178/U

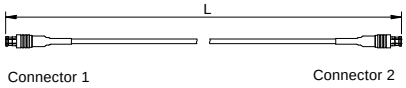

Characteristics	
Frequency Range	DC~3 GHz
Impedance	50 Ω
Withstanding Voltage	750 V (RMS)
Operating Temperature	-55 up to +155 °C
Mating Cycle	500 Cycles

Order Code	Nominal Cable Length (mm)	VSWR	IL (dB)	Cable Retention (N)	Min. Bend Radius (mm)
65506506515304	152.4	1.3	0.83	18	10.2

WR-CXASY MCX Straight Plug to MCX Straight Plug

Flexible Cable RG-316/U

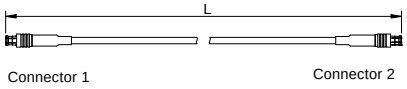

Characteristics	
Frequency Range	DC~6 GHz
Impedance	50 Ω
Withstanding Voltage	750 V (RMS)
Operating Temperature	-55 up to +155 °C
Mating Cycle	500 Cycles

Order Code	Nominal Cable Length (mm)	VSWR	IL (dB)	Cable Retention (N)	Min. Bend Radius (mm)
65506506515305	152.4	1.5	0.7	44.5	12.7

WR-CXASY MCX Right Angle Plug to MCX Straight Plug

Flexible Cable RG-174/U

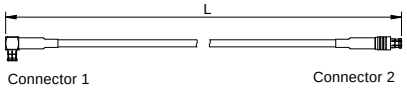

Characteristics	
Frequency Range	DC~1 GHz
Impedance	50 Ω
Withstanding Voltage	750 V (RMS)
Operating Temperature	-20 up to +80 °C
Mating Cycle	500 Cycles

Order Code	Nominal Cable Length (mm)	VSWR	IL (dB)	Cable Retention (N)	Min. Bend Radius (mm)
65506606515303	152.4	1.3	0.35	44.5	30

WR-CXASY MCX Right Angle Plug to MCX Straight Plug

Flexible Cable RG-178/U

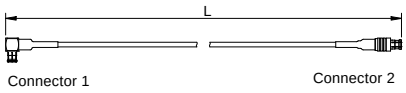

Characteristics	
Frequency Range	DC~3 GHz
Impedance	50 Ω
Withstanding Voltage	750 V (RMS)
Operating Temperature	-55 up to +155 °C
Mating Cycle	500 Cycles

Order Code	Nominal Cable Length (mm)	VSWR	IL (dB)	Cable Retention (N)	Min. Bend Radius (mm)
65506606515304	152.4	1.5	0.83	18	10.2

WR-CXASY MCX Right Angle Plug to MCX Straight Plug

Flexible Cable RG-316/U

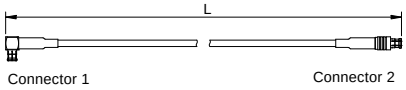

Characteristics	
Frequency Range	DC~6 GHz
Impedance	50 Ω
Withstanding Voltage	750 V (RMS)
Operating Temperature	-55 up to +155 °C
Mating Cycle	500 Cycles

Order Code	Nominal Cable Length (mm)	VSWR	IL (dB)	Cable Retention (N)	Min. Bend Radius (mm)
65506606515305	152.4	1.5	0.7	44.5	12.7

WR-CXASY MCX Straight Plug to MCX Bulkhead Jack

Flexible Cable RG-174/U

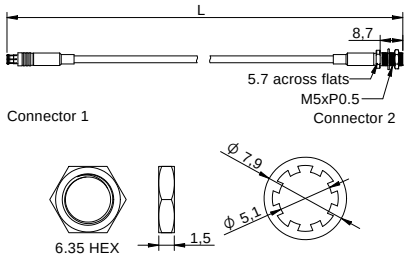

Characteristics	
Frequency Range	DC~1 GHz
Impedance	50 Ω
Withstanding Voltage	750 V (RMS)
Operating Temperature	-20 up to +80 °C
Mating Cycle	500 Cycles

Order Code	Nominal Cable Length (mm)	VSWR	IL (dB)	Cable Retention (N)	Min. Bend Radius (mm)
65506506215303	152.4	1.3	0.35	44.5	30

WR-CXASY MCX Straight Plug to MCX Bulkhead Jack

Flexible Cable RG-178/U

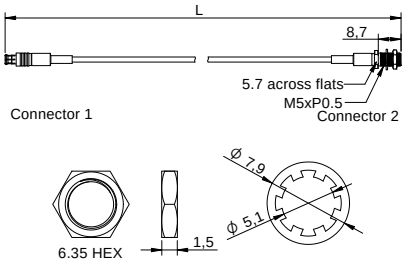

Characteristics	
Frequency Range	DC~3 GHz
Impedance	50 Ω
Withstanding Voltage	750 V (RMS)
Operating Temperature	-55 up to +155 °C
Mating Cycle	500 Cycles

Order Code	Nominal Cable Length (mm)	VSWR	IL (dB)	Cable Retention (N)	Min. Bend Radius (mm)
65506506215304	152.4	1.3	0.83	18	10.2

WR-CXASY MCX Straight Plug to MCX Bulkhead Jack

Flexible Cable RG-316/U

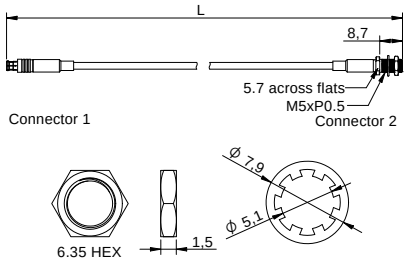

Characteristics	
Frequency Range	DC~6 GHz
Impedance	50 Ω
Withstanding Voltage	750 V (RMS)
Operating Temperature	-55 up to +155 °C
Mating Cycle	500 Cycles

Order Code	Nominal Cable Length (mm)	VSWR	IL (dB)	Cable Retention (N)	Min. Bend Radius (mm)
65506506215305	152.4	1.5	0.7	44.5	12.7

WR-CXASY SMA Bulkhead Jack to MCX Straight Plug

Flexible Cable RG-174/U

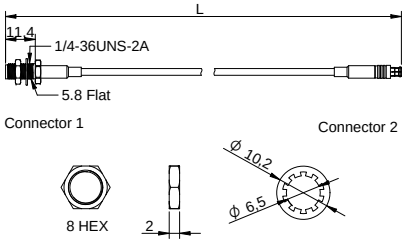

Characteristics	
Frequency Range	DC~1 GHz
Impedance	50 Ω
Withstanding Voltage	750 V (RMS)
Operating Temperature	-20 up to +80 °C
Mating Cycle	500 Cycles

Order Code	Nominal Cable Length (mm)	VSWR	IL (dB)	Cable Retention (N)	Min. Bend Radius (mm)
65503206515303	152.4	1.3	0.35	44.5	30

WR-CXASY SMA Bulkhead Jack to MCX Straight Plug

Flexible Cable RG-178/U

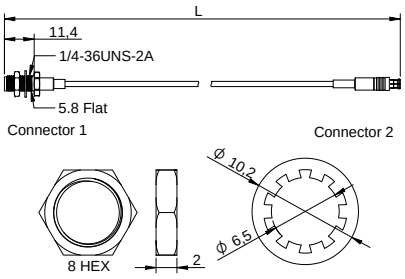

Characteristics	
Frequency Range	DC~3 GHz
Impedance	50 Ω
Withstanding Voltage	750 V (RMS)
Operating Temperature	-55 up to +155 °C
Mating Cycle	500 Cycles

Order Code	Nominal Cable Length (mm)	VSWR	IL (dB)	Cable Retention (N)	Min. Bend Radius (mm)
65503206515304	152.4	1.3	0.83	18	10.2

WR-CXASY SMA Bulkhead Jack to MCX Straight Plug

Flexible Cable RG-316/U

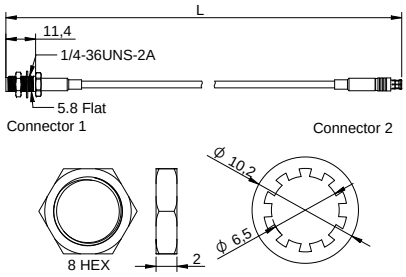

Characteristics	
Frequency Range	DC~6 GHz
Impedance	50 Ω
Withstanding Voltage	750 V (RMS)
Operating Temperature	-55 up to +155 °C
Mating Cycle	500 Cycles

Order Code	Nominal Cable Length (mm)	VSWR	IL (dB)	Cable Retention (N)	Min. Bend Radius (mm)
65503206515305	152.4	1.5	0.7	44.5	12.7

WR-CXASY RPSMA Bulkhead Jack to MCX Straight Plug

Flexible Cable RG-174/U

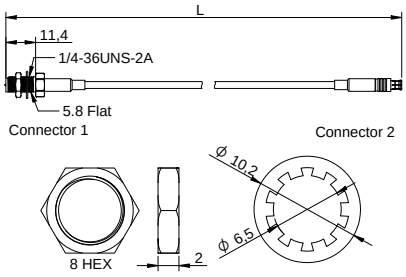

Characteristics	
Frequency Range	DC~1 GHz
Impedance	50 Ω
Withstanding Voltage	750 V (RMS)
Operating Temperature	-20 up to +80 °C
Mating Cycle	500 Cycles

Order Code	Nominal Cable Length (mm)	VSWR	IL (dB)	Cable Retention (N)	Min. Bend Radius (mm)
65530206515303	152.4	1.3	0.35	44.5	30

WR-CXASY RPSMA Bulkhead Jack to MCX Straight Plug

Flexible Cable RG-178/U

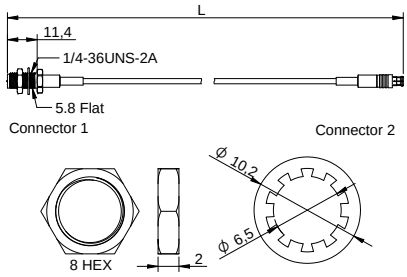

Characteristics	
Frequency Range	DC~3 GHz
Impedance	50 Ω
Withstanding Voltage	750 V (RMS)
Operating Temperature	-55 up to +155 °C
Mating Cycle	500 Cycles

Order Code	Nominal Cable Length (mm)	VSWR	IL (dB)	Cable Retention (N)	Min. Bend Radius (mm)
65530206515304	152.4	1.3	0.83	18	10.2

WR-CXASY RPSMA Bulkhead Jack to MCX Straight Plug

Flexible Cable RG-316/U

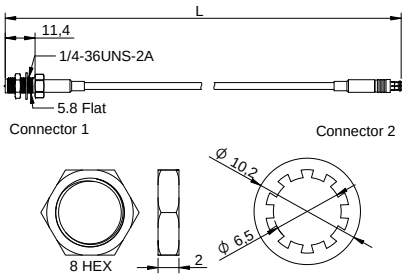

Characteristics	
Frequency Range	DC~6 GHz
Impedance	50 Ω
Withstanding Voltage	750 V (RMS)
Operating Temperature	-55 up to +155 °C
Mating Cycle	500 Cycles

Order Code	Nominal Cable Length (mm)	VSWR	IL (dB)	Cable Retention (N)	Min. Bend Radius (mm)
65530206515305	152.4	1.5	0.7	44.5	12.7

WR-CXASY MMCX Straight Plug to MMCX Straight Plug

Flexible Cable RG-174/U

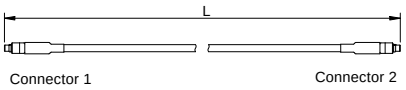

Characteristics	
Frequency Range	DC~1 GHz
Impedance	50 Ω
Withstanding Voltage	500 V (RMS)
Operating Temperature	-20 up to +80 °C
Mating Cycle	500 Cycles

Order Code	Nominal Cable Length (mm)	VSWR	IL (dB)	Cable Retention (N)	Min. Bend Radius (mm)
65560560515303	152.4	1.3	0.35	44.5	30

WR-CXASY MMCX Straight Plug to MMCX Straight Plug

Flexible Cable RG-178/U

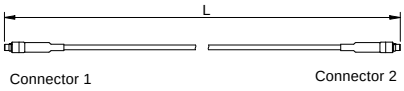

Characteristics	
Frequency Range	DC~3 GHz
Impedance	50 Ω
Withstanding Voltage	500 V (RMS)
Operating Temperature	-55 up to +155 °C
Mating Cycle	500 Cycles

Order Code	Nominal Cable Length (mm)	VSWR	IL (dB)	Cable Retention (N)	Min. Bend Radius (mm)
65560560515304	152.4	1.3	0.83	18	10.2

WR-CXASY MMCX Straight Plug to MMCX Straight Plug

Flexible Cable RG-316/U

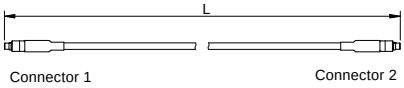

Characteristics	
Frequency Range	DC~6 GHz
Impedance	50 Ω
Withstanding Voltage	500 V (RMS)
Operating Temperature	-55 up to +155 °C
Mating Cycle	500 Cycles

Order Code	Nominal Cable Length (mm)	VSWR	IL (dB)	Cable Retention (N)	Min. Bend Radius (mm)
65560560515305	152.4	1.3	0.7	44.5	12.7

WR-CXASY MMCX Right Angle Plug to MMCX Straight Plug

Flexible Cable RG-174/U

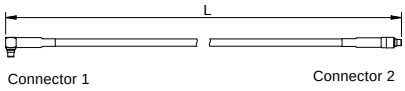

Characteristics	
Frequency Range	DC~1 GHz
Impedance	50 Ω
Withstanding Voltage	500 V (RMS)
Operating Temperature	-20 up to +80 °C
Mating Cycle	500 Cycles

Order Code	Nominal Cable Length (mm)	VSWR	IL (dB)	Cable Retention (N)	Min. Bend Radius (mm)
65560660515303	152.4	1.3	0.35	44.5	30

WR-CXASY MMCX Right Angle Plug to MMCX Straight Plug

Flexible Cable RG-178/U

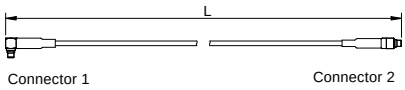

Characteristics	
Frequency Range	DC~3 GHz
Impedance	50 Ω
Withstanding Voltage	500 V (RMS)
Operating Temperature	-55 up to +155 °C
Mating Cycle	500 Cycles

Order Code	Nominal Cable Length (mm)	VSWR	IL (dB)	Cable Retention (N)	Min. Bend Radius (mm)
65560660515304	152.4	1.3	0.83	18	10.2

WR-CXASY MMCX Right Angle Plug to MMCX Straight Plug

Flexible Cable RG-316/U

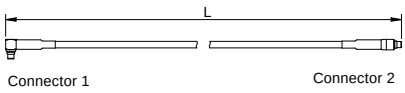

Characteristics	
Frequency Range	DC~6 GHz
Impedance	50 Ω
Withstanding Voltage	500 V (RMS)
Operating Temperature	-55 up to +155 °C
Mating Cycle	500 Cycles

Order Code	Nominal Cable Length (mm)	VSWR	IL (dB)	Cable Retention (N)	Min. Bend Radius (mm)
65560660515305	152.4	1.3	0.7	44.5	12.7

WR-CXASY MMCX Straight Plug to MMCX Bulkhead Jack

Flexible Cable RG-174/U

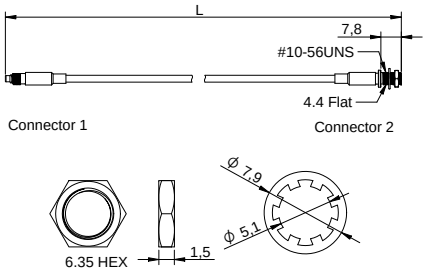

Characteristics	
Frequency Range	DC~1 GHz
Impedance	50 Ω
Withstanding Voltage	500 V (RMS)
Operating Temperature	-20 up to +80 °C
Mating Cycle	500 Cycles

Order Code	Nominal Cable Length (mm)	VSWR	IL (dB)	Cable Retention (N)	Min. Bend Radius (mm)
65560560215303	152.4	1.3	0.35	44.5	30

WR-CXASY MMCX Straight Plug to MMCX Bulkhead Jack

Flexible Cable RG-178/U

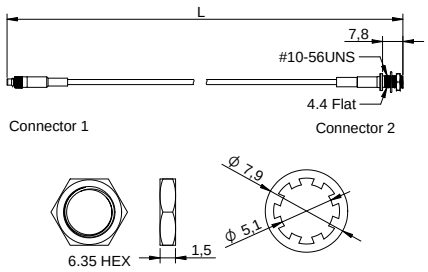

Characteristics	
Frequency Range	DC~3 GHz
Impedance	50 Ω
Withstanding Voltage	500 V (RMS)
Operating Temperature	-55 up to +155 °C
Mating Cycle	500 Cycles

Order Code	Nominal Cable Length (mm)	VSWR	IL (dB)	Cable Retention (N)	Min. Bend Radius (mm)
65560560215304	152.4	1.3	0.83	18	10.2

WR-CXASY MMCX Straight Plug to MMCX Bulkhead Jack

Flexible Cable RG-316/U

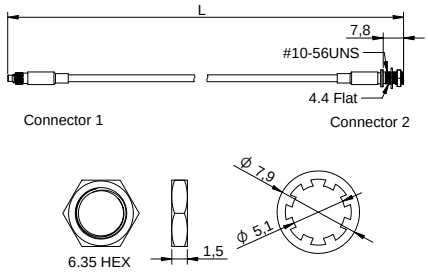

Characteristics	
Frequency Range	DC~6 GHz
Impedance	50 Ω
Withstanding Voltage	500 V (RMS)
Operating Temperature	-55 up to +155 °C
Mating Cycle	500 Cycles

Order Code	Nominal Cable Length (mm)	VSWR	IL (dB)	Cable Retention (N)	Min. Bend Radius (mm)
65560560215305	152.4	1.3	0.7	44.5	12.7

WR-CXASY SMA Bulkhead Jack to MMCX Straight Plug

Flexible Cable RG-174/U

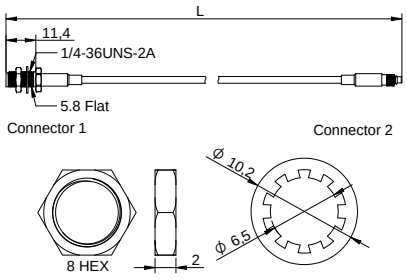

Characteristics	
Frequency Range	DC~1 GHz
Impedance	50 Ω
Withstanding Voltage	500 V (RMS)
Operating Temperature	-20 up to +80 °C
Mating Cycle	500 Cycles

Order Code	Nominal Cable Length (mm)	VSWR	IL (dB)	Cable Retention (N)	Min. Bend Radius (mm)
65503260515303	152.4	1.3	0.35	44.5	30

WR-CXASY SMA Bulkhead Jack to MMCX Straight Plug

Flexible Cable RG-178/U

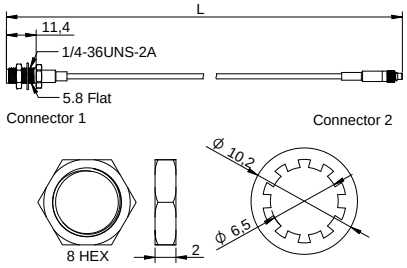

Characteristics	
Frequency Range	DC~3 GHz
Impedance	50 Ω
Withstanding Voltage	500 V (RMS)
Operating Temperature	-55 up to +155 °C
Mating Cycle	500 Cycles

Order Code	Nominal Cable Length (mm)	VSWR	IL (dB)	Cable Retention (N)	Min. Bend Radius (mm)
65503260515304	152.4	1.3	0.83	18	10.2

WR-CXASY SMA Bulkhead Jack to MMCX Straight Plug

Flexible Cable RG-316/U

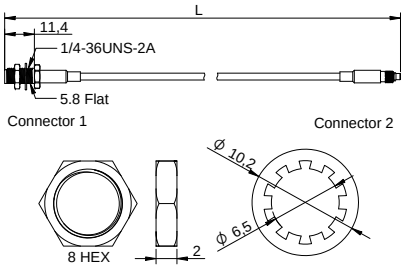

Characteristics	
Frequency Range	DC~6 GHz
Impedance	50 Ω
Withstanding Voltage	500 V (RMS)
Operating Temperature	-55 up to +155 °C
Mating Cycle	500 Cycles

Order Code	Nominal Cable Length (mm)	VSWR	IL (dB)	Cable Retention (N)	Min. Bend Radius (mm)
65503260515305	152.4	1.5	0.7	44.5	12.7

WR-CXASY RPSMA Bulkhead Jack to MMCX Straight Plug

Flexible Cable RG-174/U

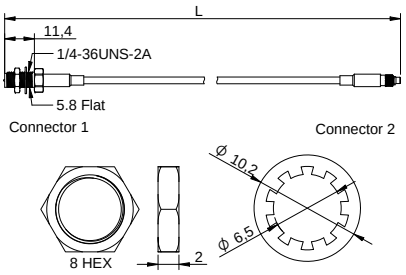

Characteristics	
Frequency Range	DC~1 GHz
Impedance	50 Ω
Withstanding Voltage	500 V (RMS)
Operating Temperature	-20 up to +80 °C
Mating Cycle	500 Cycles

Order Code	Nominal Cable Length (mm)	VSWR	IL (dB)	Cable Retention (N)	Min. Bend Radius (mm)
65530260515303	152.4	1.3	0.35	44.5	30

WR-CXASY RPSMA Bulkhead Jack to MMCX Straight Plug

Flexible Cable RG-178/U

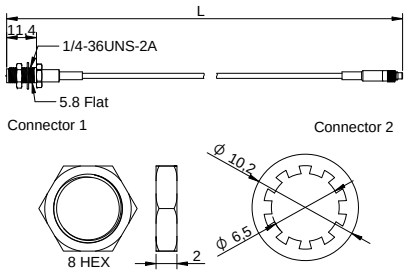

Characteristics	
Frequency Range	DC~3 GHz
Impedance	50 Ω
Withstanding Voltage	500 V (RMS)
Operating Temperature	-55 up to +155 °C
Mating Cycle	500 Cycles

Order Code	Nominal Cable Length (mm)	VSWR	IL (dB)	Cable Retention (N)	Min. Bend Radius (mm)
65530260515304	152.4	1.3	0.83	18	10.2

WR-CXASY RPSMA Bulkhead Jack to MMCX Straight Plug

Flexible Cable RG-316/U

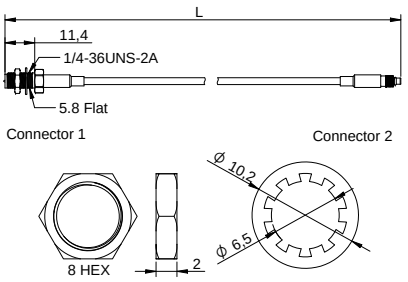

Characteristics	
Frequency Range	DC~6 GHz
Impedance	50 Ω
Withstanding Voltage	500 V (RMS)
Operating Temperature	-55 up to +155 °C
Mating Cycle	500 Cycles

Order Code	Nominal Cable Length (mm)	VSWR	IL (dB)	Cable Retention (N)	Min. Bend Radius (mm)
65530260515305	152.4	1.5	0.7	44.5	12.7

WR-CXASY SMP Straight Jack to SMP Straight Jack

Flexible Cable .047"

NEW!

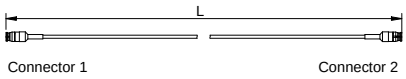

Characteristics	
Frequency Range	DC~18 GHz
Impedance	50 Ω
Withstanding Voltage	260 V (RMS)
Operating Temperature	-65 up to +165 °C

	Order Code	Nominal Cable Length (mm)	VSWR	IL (dB)	Cable Retention (N)	Min. Bend Radius (mm)
NEW!	65503321115301	152.4	1.5	1.93	10	5

WR-CXASY SMP Right Angle Jack to SMP Right Angle Jack

Flexible Cable .047"

NEW!

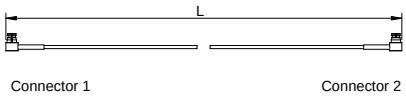

Characteristics	
Frequency Range	DC~18 GHz
Impedance	50 Ω
Withstanding Voltage	260 V (RMS)
Operating Temperature	-65 up to +165 °C

	Order Code	Nominal Cable Length (mm)	VSWR	IL (dB)	Cable Retention (N)	Min. Bend Radius (mm)
NEW!	65503521115301	152.4	1.5	1.93	10	5

WR-CXASY SMP Straight Jack to SMP Straight Jack

Flexible Cable .085"

NEW!

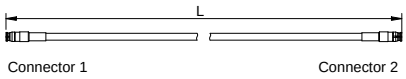

Characteristics	
Frequency Range	DC~18 GHz
Impedance	50 Ω
Withstanding Voltage	350 V (RMS)
Operating Temperature	-55 up to +165 °C

	Order Code	Nominal Cable Length (mm)	VSWR	IL (dB)	Cable Retention (N)	Min. Bend Radius (mm)
NEW!	65503321215301	152.4	1.5	1.55	44.5	12.7

WR-CXASY SMP Right Angle Jack to SMP Right Angle Jack

Flexible Cable .085"

NEW!

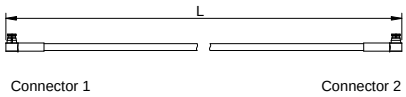

Characteristics	
Frequency Range	DC~18 GHz
Impedance	50 Ω
Withstanding Voltage	350 V (RMS)
Operating Temperature	-55 up to +165 °C

	Order Code	Nominal Cable Length (mm)	VSWR	IL (dB)	Cable Retention (N)	Min. Bend Radius (mm)
NEW!	65503521215301	152.4	1.5	1.55	44.5	12.7

WR-CXASY SMP Straight Jack to SMP Straight Jack

Hand-Formable Cable .085"

NEW!

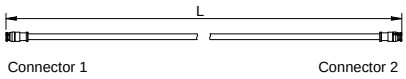

Characteristics	
Frequency Range	DC~18 GHz
Impedance	50 Ω
Withstanding Voltage	350 V (RMS)
Operating Temperature	-65 up to +165 °C

1

	Order Code	Nominal Cable Length (mm)	VSWR	IL (dB)	Cable Retention (N)	Min. Bend Radius (mm)
NEW!	65503320815301	152.4	1.5	1.55	44.5	6

WR-CXASY SMP Right Angle Jack to SMP Right Angle Jack

Hand-Formable Cable .085"

NEW!

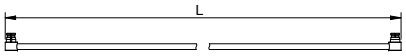

Characteristics	
Frequency Range	DC~18 GHz
Impedance	50 Ω
Withstanding Voltage	350 V (RMS)
Operating Temperature	-65 up to +165 °C

	Order Code	Nominal Cable Length (mm)	VSWR	IL (dB)	Cable Retention (N)	Min. Bend Radius (mm)
NEW!	65503520815301	152.4	1.5	1.55	44.5	6

WR-CXASY SMA Right Angle Plug to SMA Right Angle Plug

Flexible Cable RG-174/U

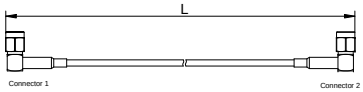

Characteristics	
Frequency Range	DC~1 GHz
Impedance	50 Ω
Withstanding Voltage	750 V (RMS)
Operating Temperature	-20 up to +80 °C
Mating Cycle	500 Cycles

	Order Code	Nominal Cable Length (mm)	VSWR	IL (dB)	Cable Retention (N)	Min. Bend Radius (mm)
NEW!	65501510315301	152.4	1.3	0.25	44.5	30
NEW!	65501510330501	304.8		0.4		

WR-CXASY SMA Right Angle Plug to SMA Right Angle Plug

Flexible Cable RG-316/U

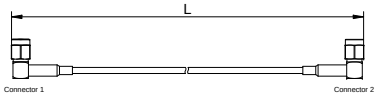

Characteristics	
Frequency Range	DC~6 GHz
Impedance	50 Ω
Withstanding Voltage	750 V (RMS)
Operating Temperature	-55 up to +165 °C
Mating Cycle	500 Cycles

	Order Code	Nominal Cable Length (mm)	VSWR	IL (dB)	Cable Retention (N)	Min. Bend Radius (mm)
NEW!	65501510515301	152.4	1.5	0.7	44.5	12.7
NEW!	65501510530501	304.8		1.2		

WR-CXASY SMB Straight Plug to SMB Straight Plug

Flexible Cable RG-174/U

NEW!

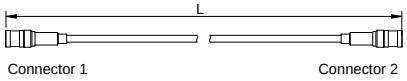

Characteristics	
Frequency Range	DC~1 GHz
Impedance	50 Ω
Withstanding Voltage	1000 V (RMS)
Operating Temperature	-20 up to +80 °C
Mating Cycle	500 Cycles

	Order Code	Nominal Cable Length (mm)	VSWR	IL (dB)	Cable Retention (N)	Min. Bend Radius (mm)
NEW!	65502810315301	152.4	1.3	0.41	44.5	30

WR-CXASY SMB Straight Plug to SMB Straight Plug

Flexible Cable RG-178/U



NEW!

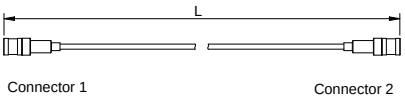

Characteristics	
Frequency Range	DC~3 GHz
Impedance	50 Ω
Withstanding Voltage	750 V (RMS)
Operating Temperature	-55 up to +165 °C
Mating Cycle	500 Cycles

	Order Code	Nominal Cable Length (mm)	VSWR	IL (dB)	Cable Retention (N)	Min. Bend Radius (mm)
NEW!	65502810415301	152.4	1.3	0.83	17.8	10.2

WR-CXASY SMB Straight Plug to SMB Straight Plug

Flexible Cable RG-316/U



NEW!

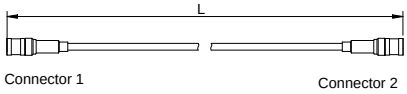

Characteristics	
Frequency Range	DC~4 GHz
Impedance	50 Ω
Withstanding Voltage	1000 V (RMS)
Operating Temperature	-55 up to +165 °C
Mating Cycle	500 Cycles

	Order Code	Nominal Cable Length (mm)	VSWR	IL (dB)	Cable Retention (N)	Min. Bend Radius (mm)
NEW!	65502810515301	152.4	1.3	0.78	44.5	12.7

WR-CXASY SMB Right Angle Plug to SMB Right Angle Plug

Flexible Cable RG-174/U

NEW!

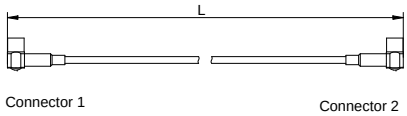

Characteristics	
Frequency Range	DC~1 GHz
Impedance	50 Ω
Withstanding Voltage	1000 V (RMS)
Operating Temperature	-20 up to +80 °C
Mating Cycle	500 Cycles

	Order Code	Nominal Cable Length (mm)	VSWR	IL (dB)	Cable Retention (N)	Min. Bend Radius (mm)
NEW!	65502910315301	152.4	1.3	0.37	44.5	30

WR-CXASY SMB Right Angle Plug to SMB Right Angle Plug

Flexible Cable RG-178/U

NEW!

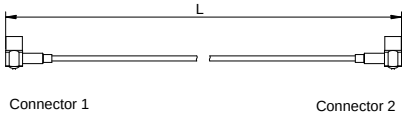

Characteristics	
Frequency Range	DC~3 GHz
Impedance	50 Ω
Withstanding Voltage	750 V (RMS)
Operating Temperature	-55 up to +165 °C
Mating Cycle	500 Cycles

1

	Order Code	Nominal Cable Length (mm)	VSWR	IL (dB)	Cable Retention (N)	Min. Bend Radius (mm)
NEW!	65502910415301	152.4	1.6	0.83	17.8	10.2

WR-CXASY SMB Right Angle Plug to SMB Right Angle Plug

Flexible Cable RG-316/U

NEW!

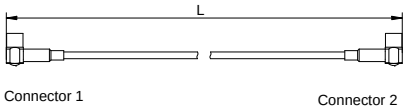

Characteristics	
Frequency Range	DC~4 GHz
Impedance	50 Ω
Withstanding Voltage	1000 V (RMS)
Operating Temperature	-55 up to +165 °C
Mating Cycle	500 Cycles

	Order Code	Nominal Cable Length (mm)	VSWR	IL (dB)	Cable Retention (N)	Min. Bend Radius (mm)
NEW!	65502910515301	152.4	1.5	0.78	44.5	12.7

WR-CXASY SMB Right Angle Plug to SMB Bulkhead Jack

Flexible Cable RG-174/U

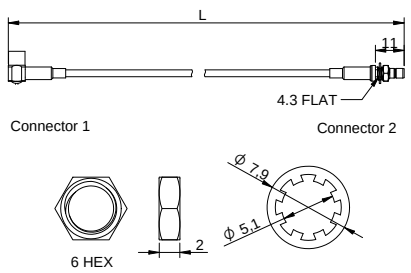

Characteristics	
Frequency Range	DC~1 GHz
Impedance	50 Ω
Withstanding Voltage	1000 V (RMS)
Operating Temperature	-20 up to +80 °C
Mating Cycle	500 Cycles

	Order Code	Nominal Cable Length (mm)	VSWR	IL (dB)	Cable Retention (N)	Min. Bend Radius (mm)
NEW!	65503110315301	152.4	1.3	0.37	44.5	30

WR-CXASY SMB Right Angle Plug to SMB Bulkhead Jack

Flexible Cable RG-178/U

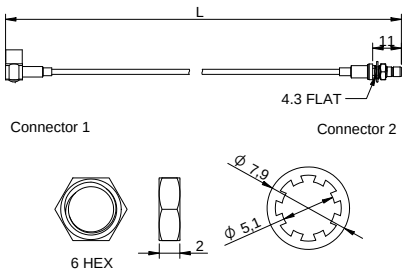

Characteristics	
Frequency Range	DC~3 GHz
Impedance	50 Ω
Withstanding Voltage	750 V (RMS)
Operating Temperature	-55 up to +165 °C
Mating Cycle	500 Cycles

	Order Code	Nominal Cable Length (mm)	VSWR	IL (dB)	Cable Retention (N)	Min. Bend Radius (mm)
NEW!	65503110415301	152.4	1.5	0.83	17.8	10.2

WR-CXASY SMB Right Angle Plug to SMB Bulkhead Jack

Flexible Cable RG-316/U

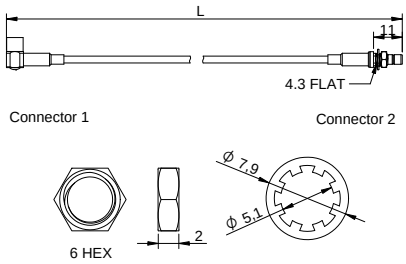

Characteristics	
Frequency Range	DC~4 GHz
Impedance	50 Ω
Withstanding Voltage	1000 V (RMS)
Operating Temperature	-55 up to +165 °C
Mating Cycle	500 Cycles

	Order Code	Nominal Cable Length (mm)	VSWR	IL (dB)	Cable Retention (N)	Min. Bend Radius (mm)
NEW!	65503110515301	152.4	1.5	0.78	44.5	12.7

WR-CXASY SMA Bulkhead Jack to SMB Right Angle Plug

Flexible Cable RG-174/U

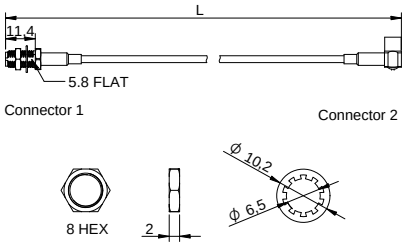

Characteristics	
Frequency Range	DC~1 GHz
Impedance	50 Ω
Withstanding Voltage	750 V (RMS)
Operating Temperature	-20 up to +80 °C
Mating Cycle	500 Cycles

	Order Code	Nominal Cable Length (mm)	VSWR	IL (dB)	Cable Retention (N)	Min. Bend Radius (mm)
NEW!	65503210315301	152.4	1.3	0.37	44.5	30

WR-CXASY SMA Bulkhead Jack to SMB Right Angle Plug

Flexible Cable RG-178/U

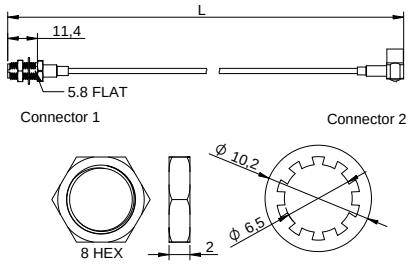

Characteristics	
Frequency Range	DC~3 GHz
Impedance	50 Ω
Withstanding Voltage	500 V (RMS)
Operating Temperature	-55 up to +165 °C
Mating Cycle	500 Cycles

	Order Code	Nominal Cable Length (mm)	VSWR	IL (dB)	Cable Retention (N)	Min. Bend Radius (mm)
NEW!	65503210415301	152.4	1.5	0.83	17.8	10.2

WR-CXASY SMA Bulkhead Jack to SMB Right Angle Plug

Flexible Cable RG-316/U

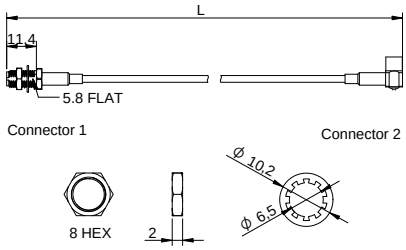

Characteristics	
Frequency Range	DC~4 GHz
Impedance	50 Ω
Withstanding Voltage	750 V (RMS)
Operating Temperature	-55 up to +165 °C
Mating Cycle	500 Cycles

	Order Code	Nominal Cable Length (mm)	VSWR	IL (dB)	Cable Retention (N)	Min. Bend Radius (mm)
NEW!	65503210515301	152.4	1.5	0.78	44.5	12.7

WR-CXASY MCX Right Angle Plug to MCX Right Angle Plug

Flexible Cable RG-174/U

NEW!

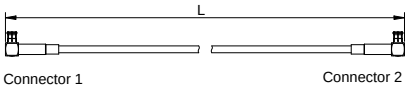

Characteristics	
Frequency Range	DC~1 GHz
Impedance	50 Ω
Withstanding Voltage	750 V (RMS)
Operating Temperature	-20 up to +80 °C
Mating Cycle	500 Cycles

1

	Order Code	Nominal Cable Length (mm)	VSWR	IL (dB)	Cable Retention (N)	Min. Bend Radius (mm)
NEW!	65502110315301	152.4	1.3	0.35	44.5	30

WR-CXASY MCX Right Angle Plug to MCX Right Angle Plug

Flexible Cable RG-178/U

NEW!

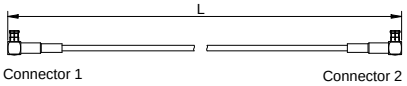

Characteristics	
Frequency Range	DC~3 GHz
Impedance	50 Ω
Withstanding Voltage	750 V (RMS)
Operating Temperature	-55 up to +155 °C
Mating Cycle	500 Cycles

	Order Code	Nominal Cable Length (mm)	VSWR	IL (dB)	Cable Retention (N)	Min. Bend Radius (mm)
NEW!	65502110415301	152.4	1.5	0.83	17.8	10.2

WR-CXASY MCX Right Angle Plug to MCX Right Angle Plug

Flexible Cable RG-316/U

NEW!

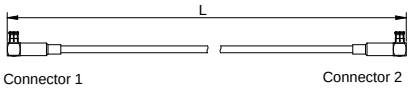

Characteristics	
Frequency Range	DC~6 GHz
Impedance	50 Ω
Withstanding Voltage	750 V (RMS)
Operating Temperature	-55 up to +155 °C
Mating Cycle	500 Cycles

	Order Code	Nominal Cable Length (mm)	VSWR	IL (dB)	Cable Retention (N)	Min. Bend Radius (mm)
NEW!	65502110515301	152.4	1.5	1	44.5	12.7

WR-CXASY SMA Bulkhead Jack to MCX Right Angle Plug

Flexible Cable RG-174/U

NEW!

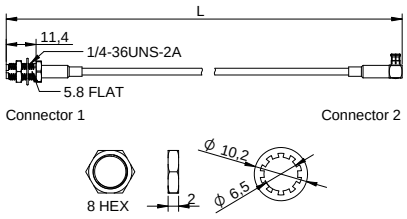

Characteristics	
Frequency Range	DC~1 GHz
Impedance	50 Ω
Withstanding Voltage	750 V (RMS)
Operating Temperature	-20 up to +80 °C
Mating Cycle	500 Cycles

	Order Code	Nominal Cable Length (mm)	VSWR	IL (dB)	Cable Retention (N)	Min. Bend Radius (mm)
NEW!	65501710315301	152.4	1.3	0.37	44.5	30

WR-CXASY SMA Bulkhead Jack to MCX Right Angle Plug

Flexible Cable RG-178/U

NEW!

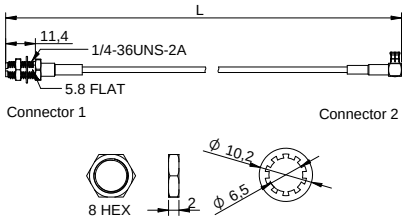

Characteristics	
Frequency Range	DC~3 GHz
Impedance	50 Ω
Withstanding Voltage	750 V (RMS)
Operating Temperature	-55 up to +155 °C
Mating Cycle	500 Cycles

	Order Code	Nominal Cable Length (mm)	VSWR	IL (dB)	Cable Retention (N)	Min. Bend Radius (mm)
NEW!	65501710415301	152.4	1.5	0.83	17.8	10.2

WR-CXASY SMA Bulkhead Jack to MCX Right Angle Plug

Flexible Cable RG-316/U

NEW!

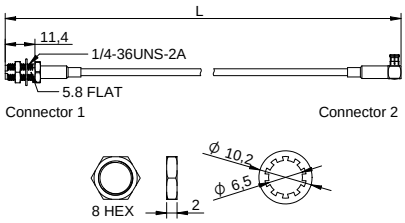

Characteristics	
Frequency Range	DC~6 GHz
Impedance	50 Ω
Withstanding Voltage	750 V (RMS)
Operating Temperature	-55 up to +155 °C
Mating Cycle	500 Cycles

	Order Code	Nominal Cable Length (mm)	VSWR	IL (dB)	Cable Retention (N)	Min. Bend Radius (mm)
NEW!	65501710515301	152.4	1.5	1	44.5	12.7

WR-CXASY MMCX Right Angle Plug to MMCX Right Angle Plug

Flexible Cable RG-174/U

NEW!

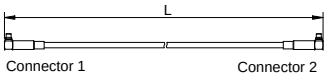

Characteristics	
Frequency Range	DC~1 GHz
Impedance	50 Ω
Withstanding Voltage	500 V (RMS)
Operating Temperature	-20 up to +80 °C
Mating Cycle	500 Cycles

	Order Code	Nominal Cable Length (mm)	VSWR	IL (dB)	Cable Retention (N)	Min. Bend Radius (mm)
NEW!	65502410315301	152.4	1.3	0.37	44.5	30

WR-CXASY MMCX Right Angle Plug to MMCX Right Angle Plug

Flexible Cable RG-178/U

NEW!

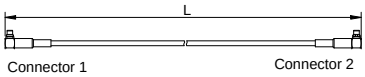

Characteristics	
Frequency Range	DC~3 GHz
Impedance	50 Ω
Withstanding Voltage	500 V (RMS)
Operating Temperature	-55 up to +155 °C
Mating Cycle	500 Cycles

	Order Code	Nominal Cable Length (mm)	VSWR	IL (dB)	Cable Retention (N)	Min. Bend Radius (mm)
NEW!	65502410415301	152.4	1.5	0.83	17.8	10.2

WR-CXASY MMCX Right Angle Plug to MMCX Right Angle Plug

Flexible Cable RG-316/U

NEW!

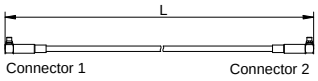

Characteristics	
Frequency Range	DC~6 GHz
Impedance	50 Ω
Withstanding Voltage	500 V (RMS)
Operating Temperature	-55 up to +155 °C
Mating Cycle	500 Cycles

	Order Code	Nominal Cable Length (mm)	VSWR	IL (dB)	Cable Retention (N)	Min. Bend Radius (mm)
NEW!	65502410515301	152.4	1.5	1	44.5	12.7

WR-CXASY SMA Bulkhead Jack to MMCX Right Angle Plug

Flexible Cable RG-174/U

NEW!

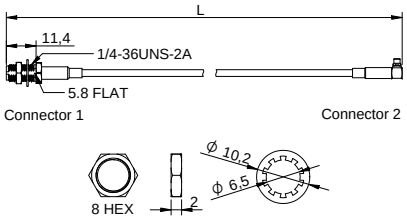

Characteristics	
Frequency Range	DC~1 GHz
Impedance	50 Ω
Withstanding Voltage	500 V (RMS)
Operating Temperature	-20 up to +80 °C
Mating Cycle	500 Cycles

	Order Code	Nominal Cable Length (mm)	VSWR	IL (dB)	Cable Retention (N)	Min. Bend Radius (mm)
NEW!	65501910315301	152.4	1.3	0.41	44.5	30

WR-CXASY SMA Bulkhead Jack to MMCX Right Angle Plug

Flexible Cable RG-178/U

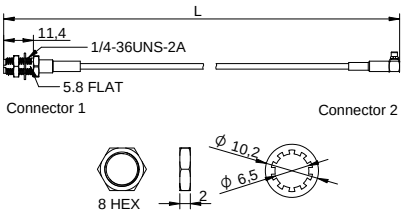

Characteristics	
Frequency Range	DC~3 GHz
Impedance	50 Ω
Withstanding Voltage	500 V (RMS)
Operating Temperature	-55 up to +155 °C
Mating Cycle	500 Cycles

	Order Code	Nominal Cable Length (mm)	VSWR	IL (dB)	Cable Retention (N)	Min. Bend Radius (mm)
NEW!	65501910415301	152.4	1.5	0.83	17.8	10.2

WR-CXASY SMA Bulkhead Jack to MMCX Right Angle Plug

Flexible Cable RG-316/U

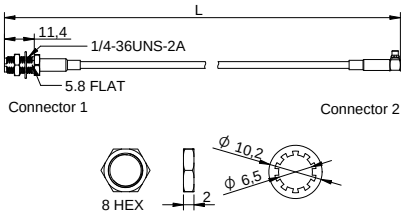

Characteristics	
Frequency Range	DC~6 GHz
Impedance	50 Ω
Withstanding Voltage	500 V (RMS)
Operating Temperature	-55 up to +155 °C
Mating Cycle	500 Cycles

	Order Code	Nominal Cable Length (mm)	VSWR	IL (dB)	Cable Retention (N)	Min. Bend Radius (mm)
NEW!	65501910515301	152.4	1.5	1	44.5	12.7

WR-RFTool Hand Tools
For SMA & RPSMA Connectors

Order Code	Description
6006330101	Torque Wrench for SMA / RPSMA

WR-RFTool Hand Tools
For Coaxial Cable Connectors

Order Code	Description
60060060101	Crimping Head for Hex. Size.100 /.128/.151/.213
600600	Handles

Design Kit WR-SMA / WR-RPSMA

Order Code 603301

Design Kit WR-SMA Cable Connectors

Order Code 603001

Design Kit WR-MCX PCB & Cable Connectors

Order Code 606001

Design Kit WR-MMCX PCB & Cable Connectors

Order Code 660001

Index
of Order Codes

Index
of Order Codes

General Terms and Conditions
of the Würth Elektronik eiSos Group
- as of: May 2018

1. Application

1.1 These General Terms and Conditions (hereinafter "**Conditions**") shall apply to all deliveries and services of Würth Elektronik eiSos GmbH & Co. KG, Würth Elektronik iBE GmbH and Erwin Büchele GmbH & Co. KG (hereinafter "**Würth Elektronik**") even if they are not referred to in subsequent contracts. Any terms and conditions of the customer that conflict with, supplement, or deviate from these Conditions shall not become part of the contract unless their application is expressly approved by Würth Elektronik in writing. These Conditions shall apply even if Würth Elektronik accepts a delivery or service from the customer without reservations whilst being aware of the customer's conflicting or deviating terms and conditions.

1.2 Agreements which supplement or deviate from these Conditions and which are made between the customer and Würth Elektronik for the performance of a contract must be set out in writing in the contract. This also applies to the cancellation of this requirement of the written form.

1.3 Any rights beyond these Conditions to which Würth Elektronik is entitled by law shall remain unaffected.

2. Offer and formation of contract

2.1 Offers from Würth Elektronik shall be subject to change and non-binding, unless they are expressly stated to be binding.

2.2 Pictures, drawings, information as to weight, measurement, performance and consumption as well as other descriptions of the goods in the documentation pertaining to the offer shall be approximations only, unless they are expressly stated to be binding. They do not constitute an agreement on, or guarantee of, the corresponding quality of the goods.

2.3 Würth Elektronik reserves all proprietary rights and copyrights in any offer documents. Such documents may not be made available to any third party.

2.4 Orders from the customer shall be binding. Würth Elektronik may accept orders by sending a written order confirmation, by making delivery or providing the services.

2.5 Executing orders according to the documents to be provided by the customer shall require written approval by Würth Elektronik.

2.6 Contracts that are concluded shall oblige the customer to accept and pay for the goods or services ordered.

3. Prices, payment, set-off

3.1 The agreed price shall always be decisive. Not included in the price shall, in particular, be the costs for packaging, freight, insurance, customs, public levies and VAT. Statutory VAT shall be stated separately in the invoice, at the statutory rate applicable on the day the invoice is issued.

3.2 For services that shall not be performed within a period of four month after the contract has been concluded Würth Elektronik shall be entitled to adjust the price in line with any increases in wages and in the cost of materials that may have occurred in the meantime. The same shall apply for services that are to be provided as part of continuous obligations. If Würth Elektronik has agreed with the customer that the prices shall depend on specific price factors, for example, raw material prices, changes in the price factors can lead to price adjustments, irrespective of the performance period.

3.3. Unless otherwise agreed, payment shall be made net within 30 days after the date of the invoice. Würth Elektronik shall, however, be entitled to make the execution of outstanding deliveries or the provision of services contingent upon pre-payment or the provision of security if no previous business relationship exists with the customer, deliveries are to be made abroad, the customer's registered office is abroad or if there are any other reasons that give Würth Elektronik reason to doubt that payment will be made promptly after delivery or provision of the services.

3.4 If after the contract has been entered into Würth Elektronik becomes aware of circumstances that could considerably reduce the customer's creditworthiness and which could endanger the payment of outstanding receivables of Würth Elektronik by the customer under the individual contract, Würth Elektronik shall be entitled to refuse to continue to execute the contract until the customer makes payment or provides security for such. If the customer is in default of payment, all the receivables of Würth Elektronik that are outstanding with the customer shall become due immediately.

3.5 Payment shall be deemed made on the date on which Würth Elektronik can dispose of the amount owed. When paying by cheque, payment shall only be deemed made after the cheque has been cashed and Würth Elektronik can dispose of the amount. Discount charges and other cheque costs shall be borne by the customer. In the event of default of payment, the customer shall pay default interest at the rate of 9 percentage points above the base rate. The right to assert a further claim for damages is not excluded.

3.6 Würth Elektronik shall be entitled to credit payments made by the customer towards the customer's oldest debt first. If costs and interest have already accrued, Würth Elektronik shall be entitled to credit the payment towards the costs first, then towards interest, and finally towards the principal claim.

3.7 Counterclaims of the customer may only be set off or used to assert a right of retention by the customer if they have become final by virtue of a judgment or if they are undisputed. A right to retain may be asserted by the customer only if the customer's counterclaim is based on the same contractual relationship.

4. Deliveries

4.1 Delivery periods and dates shall only be binding for Würth Elektronik if Würth Elektronik explicitly states or confirms that they are binding. Agreed delivery periods shall be deemed met if the goods have been handed over to the person in charge of the transport at Würth Elektronik's registered office or at one of Würth Elektronik's warehouses before this period has expired or if Würth Elektronik has provided notification that they are ready for dispatch but have not left the registered office or warehouse because the customer has declared that it will not accept the goods.

4.2 If making the agreed deliveries or providing the services of Würth Elektronik requires the cooperation of the customer, the customer shall ensure that Würth Elektronik is provided with all the necessary and appropriate information and data within good time and that such is of the required quality. If programming is required, the customer shall provide Würth Elektronik with the necessary computer processing power, test data and data inputting capacities within good time and to a sufficient extent.

4.3 The delivery period shall not start before all the documents, information, approvals and permits that are to be provided by the customer have been provided in full and any technical issues have been clarified and any agreed down-payment has been received. As a prerequisite for compliance with the delivery period or the delivery date, the customer must perform its other obligations properly and in due time. Compliance with the agreed delivery deadlines and delivery dates is subject to the condition that Würth Elektronik is supplied by its own suppliers in due time and properly. Any changes or amendments that are subsequently agreed with Würth Elektronik may result in a reasonable extension of the agreed delivery dates.

4.4 Würth Elektronik shall be entitled to make reasonable part deliveries and provide partial services. Unless otherwise expressly agreed, deliveries and services ahead of schedule shall be allowed.

4.5 If the customer is in default of acceptance or violates other duties to cooperate, Würth Elektronik can claim compensation for the damage caused including any additional expenditure and storage costs. Any other claims remain unaffected. Würth Elektronik shall be entitled, after setting a reasonable subsequent deadline, to otherwise dispose of the goods and to supply the customer with new goods within a reasonable extended deadline.

5. Passing of risk/dispatch

5.1 The risk of accidental loss or accidental deterioration of the goods shall pass to the customer at the latest when the goods are handed over to the customer or, if it is agreed that the goods will be shipped, already with the handing over of the goods to the shipping company, freight carrier or to any other person instructed to carry out the dispatch. This

shall also apply to part deliveries or if it has been agreed that the dispatch is “freight paid” or free of charge. In the absence of written instructions from the customer, Würth Elektronik shall be entitled to choose the carrier and the itinerary at its own discretion and after a due assessment of the circumstances. At the request and expense of the customer, Würth Elektronik shall take out transport insurance to insure the goods against the risks specified by the customer.

5.2 If there is a delay in handing over or dispatch for reasons for which the customer is responsible, the risk shall pass to the customer on the day the goods are ready to be dispatched and Würth Elektronik informs the customer of such.

5.3 If Würth Elektronik chooses the type of dispatch, the dispatch route and/or the person to carry out the dispatch, Würth Elektronik shall only be liable for wilful misconduct or gross negligence resulting from this choice.

6. Retention of title

6.1 The goods supplied remain the property of Würth Elektronik until all receivables owed to Würth Elektronik by the customer as a result of the business relationship have been fully paid. If Würth Elektronik's obligations to be performed include delivering software, up until payment in full has been made of any receivables, the customer shall in any case only be granted a revocable usage right. These receivables also include claims under cheques and bills of exchange, as well as current-account claims. The customer shall be obliged to handle all goods to which title is retained, and as long as title is retained, with due care. In particular, the customer is obliged to sufficiently insure the goods at the customer’s own expense against damage by fire, water, and theft at their replacement value. The customer hereby assigns to Würth Elektronik all claims for compensation arising from such insurance. Würth Elektronik hereby accepts the assignment. If an assignment is not allowed, the customer hereby irrevocably instructs its insurer to make payments, if any, only to Würth Elektronik. This does not affect any further claims of Würth Elektronik. Upon request, the customer must provide Würth Elektronik with evidence of the conclusion of the insurance policy.

6.2 The customer shall only be allowed to sell the goods which are subject to retention of title in the ordinary course of business. The customer shall not be entitled to pledge the goods which are subject to retention of title, to transfer them by way of security or to make any other dispositions which may jeopardize Würth Elektronik's ownership. In the event of attachments or other encroachments by third parties, the customer must notify Würth Elektronik without undue delay in textual form and provide all the information required, advise the third party of Würth Elektronik’s property rights and assist with the measures taken by Würth Elektronik to protect the goods which are subject to retention of title. The customer shall bear any costs for which it is responsible and which are necessary for the removal of the encroachment and the recovery of the goods, if and to the extent that these costs cannot be obtained from the third party.

6.3 The customer hereby assigns to Würth Elektronik all receivables arising from the resale of the goods, including all ancillary rights, irrespective of whether the goods which are subject to retention of title are resold without or after further processing. Würth Elektronik hereby accepts this assignment. In the event that such assignment is not allowed, the customer hereby irrevocably instructs the third-party debtor to make payments, if any, only to Würth Elektronik. The customer has the authority, which may be revoked at any time, to collect the receivables assigned to Würth Elektronik as a trustee on behalf of Würth Elektronik. All amounts collected must be remitted to Würth Elektronik immediately. Würth Elektronik may revoke the customer’s authority to collect receivables and its right to resell the goods if the customer fails to properly perform its payment obligations to Würth Elektronik, if the customer is in default of payment or stops payment, or if the creditworthiness or financial position of the customer deteriorates, he cease any other business activity essential for the contractual performance or if he becomes incapable for other reasons to fulfil the contractual duties. Any resale of these receivables is subject to prior approval by Würth Elektronik. The customer’s authority to collect shall expire with the notification of the assignment to the third-party debtor. In the event of a revocation of the authority to collect, Würth Elektronik may request that the customer disclose all receivables assigned, as well as the respective debtors' names, provide all information necessary for collection, provide the related documents and inform the debtors of the assignment.

6.4 In the event of default of payment on the part of the customer, Würth Elektronik shall be entitled to rescind the contract without prejudice to its other rights. The customer must immediately grant Würth Elektronik, or any third party commissioned by Würth Elektronik, access to the goods that are subject to retention of title, surrender such goods and inform Würth Elektronik where these goods are located. After a timely warning to such effect, Würth Elektronik may otherwise dispose of the goods that are subject to retention of title for the purpose of satisfying its due claims against the customer.

6.5 Any processing or alterations made by the customer to the goods which are subject to retention of title shall always be deemed made on behalf of Würth Elektronik. The customer’s right to acquire ownership of the goods which are subject to retention of title continues to exist as a right to acquire ownership of the processed or altered item. If the goods are processed, combined or mixed with other goods that are not owned by Würth Elektronik, Würth Elektronik shall acquire a co-ownership interest in the new item that is equal to the ratio of the value of the goods supplied to the value of the other items processed at the time of processing. The customer shall store the new items on behalf of Würth Elektronik. In all other respects, the item created through processing or alteration shall be governed by the same provisions as the goods that are subject to retention of title.

6.6 If requested by the customer, Würth Elektronik shall be obliged to surrender the security interests to which Würth Elektronik is entitled to the extent that the realizable value of these security interests exceeds Würth Elektronik’s receivables arising from the business relationship with the customer by more than 20% upon deduction of the mark-downs customary in the banking business. For valuation purposes, goods that are subject to retention of title shall be assessed on the basis of their invoice value and receivables shall be assessed on the basis of their nominal value.

6.7 In the event that goods are delivered to destinations with other legal systems in which the retention of title pursuant to clauses 6.1 to 6.6 above does not offer the same degree of protection as in the Federal Republic of Germany, the customer hereby grants Würth Elektronik the equivalent security interest. If the creation of this security interest requires further declarations or actions, the customer shall make these declarations and perform these actions. The customer shall assist with all measures required for, and conducive to, the validity and enforceability of such security interests.

7. Claims for quality defects and liability

7.1 Würth Elektronik shall manufacture its products according to the state of the art in technology applicable at time of entering into the contract. Any intended usage that goes beyond the customary usage of the products or that requires a quality that deviates from the norm, in particular, any usage that is relevant for safety purposes, for example, aerospace or automobile usage, must be agreed in advance in writing.

7.2 The customer's defect rights shall require that the customer has fulfilled its statutory obligations to inspect and give notice of defects (Sec. 377, 381 German Commercial Code (*HGB*)), in particular that the customer has checked the delivered goods upon receipt and notified Würth Elektronik without undue delay and in textual form upon receipt of the goods of any obvious defects and defects that could be identified during such inspection. The customer shall inform Würth Elektronik in writing of any hidden defects without undue delay after they have been discovered. The notification shall be deemed without undue delay if made within two weeks after delivery for obvious defects and defects that could be identified during a proper inspection or after discovery in the event of hidden defects; to meet the deadline, the dispatch of the notification or complaint shall suffice. If the customer fails to carry out a proper inspection and/or notification of the defects, Würth Elektronik shall not be liable for the defect. When reporting defects to Würth Elektronik, the customer must supply a detailed description of the defects in textual form.

7.3 Unless otherwise agreed, the customer shall initially deliver the goods at its own expense to Würth Elektronik so that the defects can be examined. The expenses that are required for the inspection and subsequent performance, in particular transportation, travel, labour and

material costs within the meaning of Sec. 439 (2 and 3) German Civil Code (*BGB*) shall only be borne by Würth Elektronik if it is determined during the inspection that a defect actually exists and provided these expenses are not increased due to the fact that the customer took the goods to a different location than the original delivery address. Personnel and material costs claimed by the customer in this connection shall be charged on the basis of net costs. The reimbursement of the costs for removal and installation in the context of supplementary performance regardless of fault is excluded. Equally excluded is the applicability of Sec. 445 a and 445 b German Civil Code (*BGB*).

7.4 If the goods are defective, Würth Elektronik shall be entitled - for the purposes of subsequent performance - to choose between remedying the defect or delivering goods that are free from defects.

7.5 If Würth Elektronik is not prepared or is not in a position to carry out subsequent performance after a reasonable deadline has expired, the customer can choose to rescind the agreement or reduce the purchase price. The same shall apply if the subsequent performance fails, if it is unacceptable to the customer or if a reasonable deadline is exceeded due to reasons for which Würth Elektronik is responsible.

7.6 The customer shall have no right to rescind the contract if the customer is unable to return the goods received and this is not due to the fact that it is impossible to return such due to their nature, if Würth Elektronik is responsible for such or if the defect did not become apparent until after the goods were processed or altered. The right to rescind the contract shall furthermore not exist if Würth Elektronik is not responsible for the defect and if instead of the received goods or services being returned by the customer, Würth Elektronik has to pay compensation for lost value.

7.7 Claims for defects shall not exist with respect to defects that are due to natural wear and tear, to improper handling by the customer or a third party, or to changes or repairs to the goods that have been carried out by the customer or a third party in an improper manner. The same shall apply to defects which can be attributed to the customer or which arise as a result of technical reasons other than the original defect. The customer shall, in particular, comply with the operational, storage and/or maintenance recommendations provided by Würth Elektronik or the manufacturer.

7.8 The customer's claim for reimbursement of expenses in place of damages in lieu of performance shall be excluded if and to the extent that such expenses would not have been made by a reasonable third party.

7.9 Würth Elektronik shall not be liable for damage for which it is not responsible, in particular, it shall not be liable for damage that is caused by improper usage or handling of the products. The customer is obliged to comply with the operational, storage and/or maintenance recommendations provided by Würth Elektronik or the manufacturer, to only make authorised changes, replace spare parts professionally and use the consumables that have the necessary specifications. Where applicable the customer shall, both before and also regularly after the deliveries have been made or the services have been provided by Würth Elektronik, perform backups to its computer systems at sufficiently regular intervals. Würth Elektronik shall assume no liability for damage which is caused by or can be attributed to a breach of the aforesaid obligations of the customer.

7.10 Würth Elektronik shall be liable without limitation for any damage resulting from breach of guarantee or from death, bodily injury, or damage to health. The same shall apply to wilful misconduct and gross negligence, to mandatory statutory liability for product defects (in particular under the German Product Liability Act *(ProdHaftG)* and to liability if defects were concealed with fraudulent intent. In cases of slight negligence, Würth Elektronik shall only be liable if material obligations are breached that result from the nature of the contract and the performance of which is of particular importance in order for the purpose of the contract to be achieved. If such obligations are breached, as well as in the event of default or if performance is impossible, Würth Elektronik's liability shall be limited to the damage which can typically be expected with such contract.

7.11 The limitation period for claims for defects of the customer shall be one year, unless the defective good has been used in its customary manner for a building and this has caused a defect to the building. The limitation period shall also apply to claims resulting from a tortious act that are based on a defect of the goods. The limitation period shall start with the delivery of the goods. This shall not affect the unlimited liability of Würth Elektronik for damage resulting from a breach of guarantee or from death, bodily injury or damage to health, for wilful misconduct and gross negligence, and product defects. If Würth Elektronik makes a statement with regard to a claim for defects asserted by the customer, this shall not be deemed as the start of negotiations with regard to the claim or the circumstances on which the claim is based, provided the claim for defects is fully rejected by Würth Elektronik.

8. Intellectual property and usage rights relating to software and other protected products, information and co-operation duties

8.1 Unless otherwise provided in the contract or by law, any rights relating to software or other protected products which are delivered to the customer or which are produced for the customer, in particular, copyrights, industrial property rights such as, patents, trademarks and registered designs, shall remain the property of Würth Elektronik or the individual proprietor of the rights. This shall also apply if the software or any other protected products are produced according to the specifications of or in co-operation with the customer.

8.2 If Würth Elektronik uses the customer's software, Würth Elektronik shall only use such software for the contractually agreed purpose. If Würth Elektronik requires the source codes for the software to make contractually agreed changes or remedy defects, the customer shall provide Würth Elektronik with such free of charge for use.

8.3 The customer shall only receive a simple right of use to the software and other protected products to such extent as is required for the purpose of the contract, unless otherwise provided in the contract, in particular, the applicable licencing terms of the software or an individual licence agreement, or by mandatory statutory law. With regard to software provided by Würth Elektronik, unless expressly permitted under the contract or by law, the customer shall in particular be forbidden from reproducing, distributing, disclosing, changing, translating, extending, making other modifications to and/or decompiling such.

8.4 For backup purposes, the customer may create the necessary backup copies of the software, provided the individual licence agreement does not contain provisions to the contrary. Sec. 69d (2) Germany Act on Copyright and Related Rights (*UrhG*) remains unaffected. Backup copies on moveable data carriers shall be marked as such and shall be endorsed with the copyright notice of the original data carrier.

8.5 In the event of unlawful use Würth Elektronik and/or third parties, in particular, the manufacturer of the software or other protected products, reserve the right to assert claims for compensation.

8.6 In the event that a third party alleges it has a claim which conflicts with the right of use granted to the customer, the customer shall inform Würth Elektronik without undue delay in text form. The notification shall also include information as to whether the customer has changed the software or the product or combined such with other software and whether this, from the customer's perspective, could justify the third party's claim. If so requested by Würth Elektronik, the customer shall allow Würth Elektronik to handle the defence against these claims and, to the extent permissible and possible, shall allow Würth Elektronik to represent the customer or shall conduct the defence itself as instructed by Würth Elektronik. Up until receiving notification as to whether Würth Elektronik will deal with the defence, the customer shall not acknowledge or enter into a settlement agreement regarding the alleged claims of the third party without the express approval of Würth Elektronik. If Würth Elektronik deals with the defence, this obligation shall continue to apply. In addition, the customer shall support Würth Elektronik in its defence, if this is required for an appropriate defence. In return, Würth Elektronik shall indemnify and hold the customer harmless against any necessary external costs and any third party compensation claims and claims for reimbursement of expenses resulting from the defence, provided these can be attributed to the fault of Würth Elektronik. In the event that Würth Elektronik does not deal with the defence, the customer shall be entitled to defend itself at its

own discretion. If existing third party claims cannot be attributed to the fault of Würth Elektronik, the customer shall not be entitled to assert claims against Würth Elektronik.

8.7 Notwithstanding Sec. 439 (1) German Civil Code (*BGB*), Würth Elektronik shall also be entitled with regard to title defects relating to software to attempt subsequent performance, if Würth Elektronik so chooses (cf. 7.4). In all other respects, the statutory provisions for warranty obligations for title defects with regard to software shall apply irrespective of whether Würth Elektronik is dealing with the defence against third party claims under clause 8.6 of these Conditions, however, with the following exceptions: (i) for the recovery of data, Würth Elektronik shall only be liable insofar as the loss of data would also have occurred if the customer had carried out the usual backups; (ii) clause 7.3 of these Conditions applies accordingly.

9. Product liability

9.1 The customer shall not modify the goods; in particular, the customer shall not modify or remove existing warnings relating to risks by improperly using the goods. If this duty is violated, the customer must inter partes indemnify and hold Würth Elektronik harmless from and against any product liability claims of third parties to the extent that the customer is responsible for the defect giving rise to liability.

9.2 If Würth Elektronik has to carry out a product recall or issue a product warning because of a product defect to the goods, the customer shall assist Würth Elektronik and take all measures ordered by Würth Elektronik, provided that these do not pose an unreasonable burden to the customer. The customer shall be obliged to bear the costs of the product recall or product warning, provided the customer is responsible for the product defect and the damage sustained. This does not affect any further claims of Würth Elektronik.

9.3 The customer shall inform Würth Elektronik without undue delay in textual form of any risks in the use of the goods and any possible product defects of which the customer becomes aware.

10. Force majeure

10.1 If Würth Elektronik is prevented by force majeure from performing its contractual obligations, in particular from delivering the goods, Würth Elektronik shall be released from its obligation to perform for the duration of the impediment and for a reasonable start-up period without being liable to the customer for damages. The same shall apply if the performance of its obligations by Würth Elektronik becomes unreasonably complicated or temporarily impossible because of unforeseeable circumstances for which Würth Elektronik is not responsible, in particular, because of industrial action, official acts, energy shortages, delivery problems on the part of suppliers, or major disruptions of operations.

10.2 Würth Elektronik shall have the right to rescind the contract if such an impediment continues for more than three months and if, as a result of such impediment, the performance of the contract is no longer of interest to Würth Elektronik. At the request of the customer, Würth Elektronik shall declare after the expiry of the aforesaid three-month period whether it intends to make use of its right to rescind the contract or whether it intends to deliver the goods within a reasonable period of time.

11. Confidentiality

The customer shall be obliged for an unlimited period of time to maintain the confidentiality of any and all information received through Würth Elektronik which is stated to be confidential or which due to other circumstances can be identified as a trade or business secret; the customer may neither record nor disclose or use any such information. The customer must ensure by means of suitable contractual agreements with its employees and those agents working on its behalf that such persons also refrain for an unlimited period of time from any use, disclosure and unauthorised recording of such trade and business secrets for their own purposes.

12. Final provisions

12.1 Any rights and obligations of the customer may only be assigned or transferred to a third party with the written consent of Würth Elektronik.

12.1 The legal relations between the customer and Würth Elektronik shall be governed by the laws of the Federal Republic of Germany, without regard to the United Nations Convention on Contracts for the International Sale of Goods (CISG).

12.3 Exclusive place of jurisdiction for all disputes arising from the business relationship between Würth Elektronik and the customer shall be the registered office of Würth Elektronik. Würth Elektronik may in addition sue the customer at the latter's registered office, as well as at any other permissible place of jurisdiction.

12.4 The place of performance for any and all obligations to be performed by the customer and by Würth Elektronik shall be the registered office of Würth Elektronik.

12.5 If a provision of this agreement is or becomes invalid or impracticable in whole or in part, or if this agreement is incomplete, this shall not affect the validity of the remaining provisions hereof. In lieu of the invalid or impracticable provision, such valid and impracticable provision shall be deemed agreed as comes closest to the purpose of the invalid or impracticable provision. In the event that this agreement is incomplete, such provision shall be deemed agreed as corresponds to what would have been agreed according to the purpose of this agreement if the contracting parties had considered the matter from the outset.

13. Environmental declaration

Würth Elektronik is committed to people and the environment. Therefore, we undertake to manufacture our products in a manner that conserves resources and to systematically realise any potential for saving energy in manufacturing processes and in transportation. We pay close attention to ecological alternatives as concerns the selection of sources of energy and raw materials and pursue a consistent policy of waste reduction and product recycling.

Electronic & Electromechanical Components

WÜRTH ELEKTRONIK



EMC Components

Power Magnetics

Signal & Communications

Quartz & Oscillators

Capacitors

Resistors

Automotive Standard Products



Optoelectronics

Power Modules



Wireless Connectivity & Sensors

Connectors

Fuseholders

Switches

Assembly Technique

REDCUBE Terminals

WÜRTH ELEKTRONIK

more than you expect

Würth Elektronik eiSos differs from all other component manufacturers in several aspects:

- We guarantee all catalogue products are available ex stock
- Samples free of charge
- Orders below MOQ
- Design kits with lifelong free refill
- Design Guide Trilogy of Magnetics, Trilogy of Connectors, Abc of Capacitors, Abc of Power Modules & Application Handbook The LTspice IV Simulator
- Design Seminars and Webinars free of charge
- Reference designs of leading IC manufacturers
- Worldwide technical sales force and field application engineers on site

DIE NECKARPRINZEN 3999649.0420.33X