



USER MANUAL

WE UART TERMINAL

PC TOOL FOR WE WIRELESS
MODULES

VERSION 2.4

FEBRUARY 3, 2026

WÜRTH ELEKTRONIK MORE THAN YOU EXPECT

Contents

1	Revision history	2
2	Overview	3
2.1	Supported devices	3
2.2	System requirements	3
2.2.1	Supported operating systems	3
2.2.2	.NET	3
2.2.3	Internet connection	3
2.3	Installation	4
2.4	Connecting the EV-Board to the computer	4
3	Operation	5
3.1	Starting the program	5
3.2	Radio module tabs	6
3.3	COM Interface	7
3.4	Data logging	8
3.4.1	Log window	8
3.4.2	Command window	9
3.5	Radio module tab	10
3.6	Transparent mode	11
3.7	Utilities	12
4	Software history	13
5	References	15
6	Important notes	16
7	Legal notice	16
8	License terms	17

1 Revision history

Manual version	SW version	Notes	Date
1.0	1.0.0.0	<ul style="list-style-type: none">• First release.	August 2019
1.4	1.2.2.0	<ul style="list-style-type: none">• Updated Software history.• Added new chapter Transparent mode.	May 2021
1.5	1.3.0.0	<ul style="list-style-type: none">• Updated Software history.• Added note on radio module Setebos-I.• Updated chapter System requirements.	May 2022
1.6	1.3.0.0	<ul style="list-style-type: none">• New corporate design.	May 2023
1.7	1.3.3.0	<ul style="list-style-type: none">• Updated Software history.	February 2024
2.0	2.0.0.0	<ul style="list-style-type: none">• Renamed Smart Commander into WE UART Terminal.• Updated Software history.	September 2024
2.1	2.1.0.0	<ul style="list-style-type: none">• Updated Software history.	January 2025
2.2	2.2.0.0	<ul style="list-style-type: none">• Updated Software history.	February 2025
2.3	2.3.0.0	<ul style="list-style-type: none">• Updated Software history.	September 2025
2.4	2.4.0.1	<ul style="list-style-type: none">• Updated Software history.	February 2026

★ Please also check the chapter Software history.

2 Overview

The WE UART Terminal [1] is an easy-to-use PC software for Windows that enables complete control of the Würth Elektronik eiSos wireless modules via the command interface. It replaces the well-known **Smart commander** PC tool.

The WE UART Terminal offers an intuitive graphical user interface that enables the user to interact with the wireless modules and understand the communication protocol between the module and a host device using the **command interface**.

Additionally, the WE UART Terminal allows to transfer payload data to the wireless modules in transparent mode.

The WE UART Terminal works out-of-the-box with the Würth Elektronik eiSos wireless module EV-Boards and USB sticks. This tool along with the EV-Boards allow quick prototyping and testing of various features of the radio modules.



WE UART Terminal is an evaluation tool that is intended for development purposes only. It is recommended to check regularly for available updates [1].

2.1 Supported devices

The WE UART Terminal establishes communication with the radio module by opening a virtual COM port on the PC. The Würth Elektronik eiSos radio evaluation platforms have a serial-to-USB converter on-board that enables such a connection via USB port to the PC. The WE UART Terminal has been developed and tested with these evaluation platforms. The tool implements the complete set of commands supported by the corresponding radio module.

2.2 System requirements

This tool is intended to run on a PC with the following requirements:

2.2.1 Supported operating systems

The following operating systems are supported:

- Windows 10, 64 bit

2.2.2 .NET

Version 8.0 or later of Microsoft .NET is required for using the WE UART Terminal. Install this software package in case you receive the corresponding error message when starting the program.

2.2.3 Internet connection

The tool works completely offline without the need for any sort of internet connection.

2.3 Installation

The WE UART Terminal itself is an executable and does not require installation. It will create folders and files on the hard drive e.g. for log file storing.

However, the serial-to-USB FTDI converter chip (i.e. **FT232R**) on the evaluation platform or USB dongles requires special drivers to be installed for proper operation.

To use USB dongles or EV-Boards of Würth Elektronik eiSos wireless connectivity modules, the Virtual COM Port (VCP) drivers have to be installed by following the "Installation Guides" of FTDI available under: <https://www.ftdichip.com/Drivers/VCP.htm>



It is recommended to restart the PC after the installation of drivers.

2.4 Connecting the EV-Board to the computer

The EV-Board of a Würth Elektronik eiSos wireless module has to be connected to the PC using the USB cable provided with the EV-Kit. On successful installation of the drivers (see section 2.3), the EV-Board appears as a USB serial port with a numbered COM port in the device manager.



Figure 1: Screenshot device manager

The same EV-Board will also install a second driver "USB serial converter" in the USB-controller section.

3 Operation

This chapter provides operational instructions for the WE UART Terminal.

3.1 Starting the program

Double-click "WEuartTerminal.exe" to start the program.

The WE UART Terminal can be used with wireless modules running in command or/and transparent mode. The steps required for establishing a connection to a wireless module and for communicating with it depend on the operation mode being used. At start-up, a window containing some quick start hints for the two operation modes is shown.

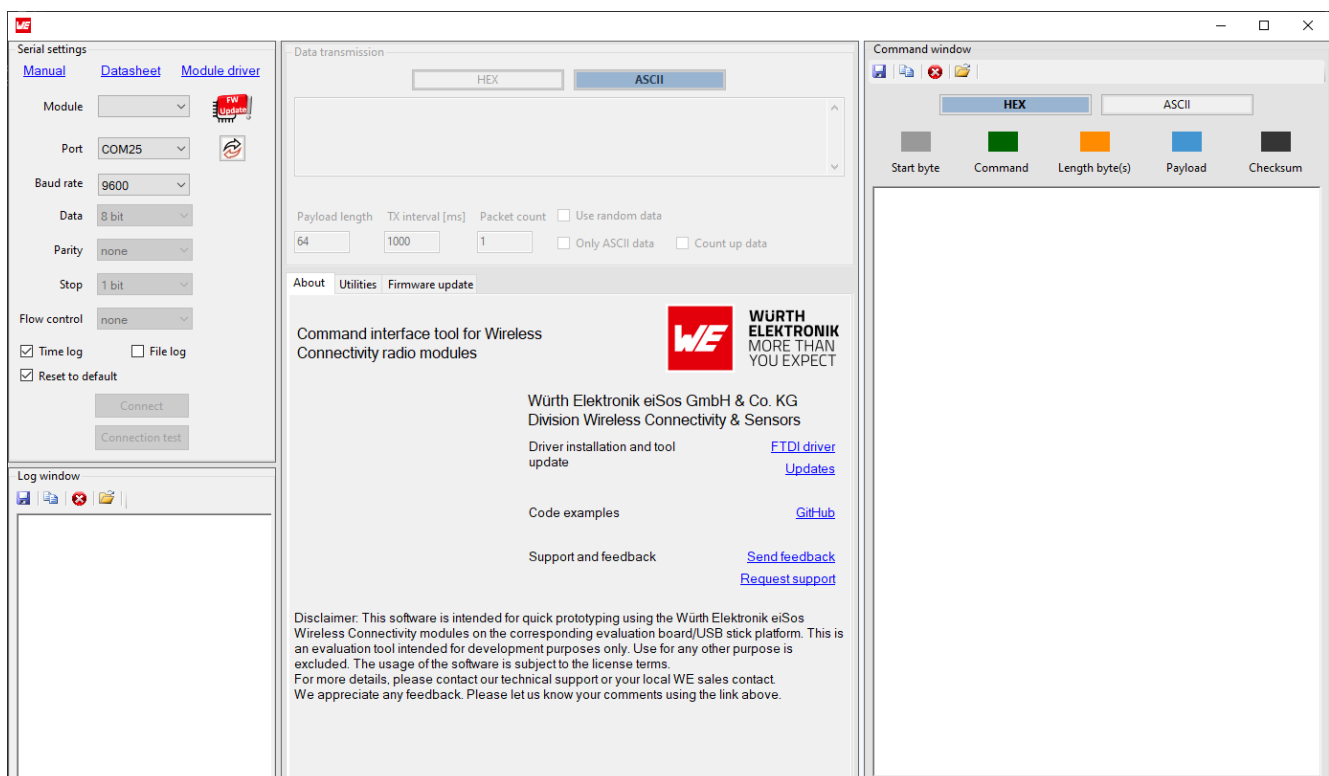



Figure 2: WE UART Terminal PC tool window

3.2 Radio module tabs

The WE UART Terminal supports a range of radio modules from Würth Elektronik eiSos. The desired module can be selected by scrolling down the "Module" drop-down menu and selecting the corresponding module. Selecting a module from the menu automatically makes the module tab available with a possibility to test all the related commands (see Figure 3).

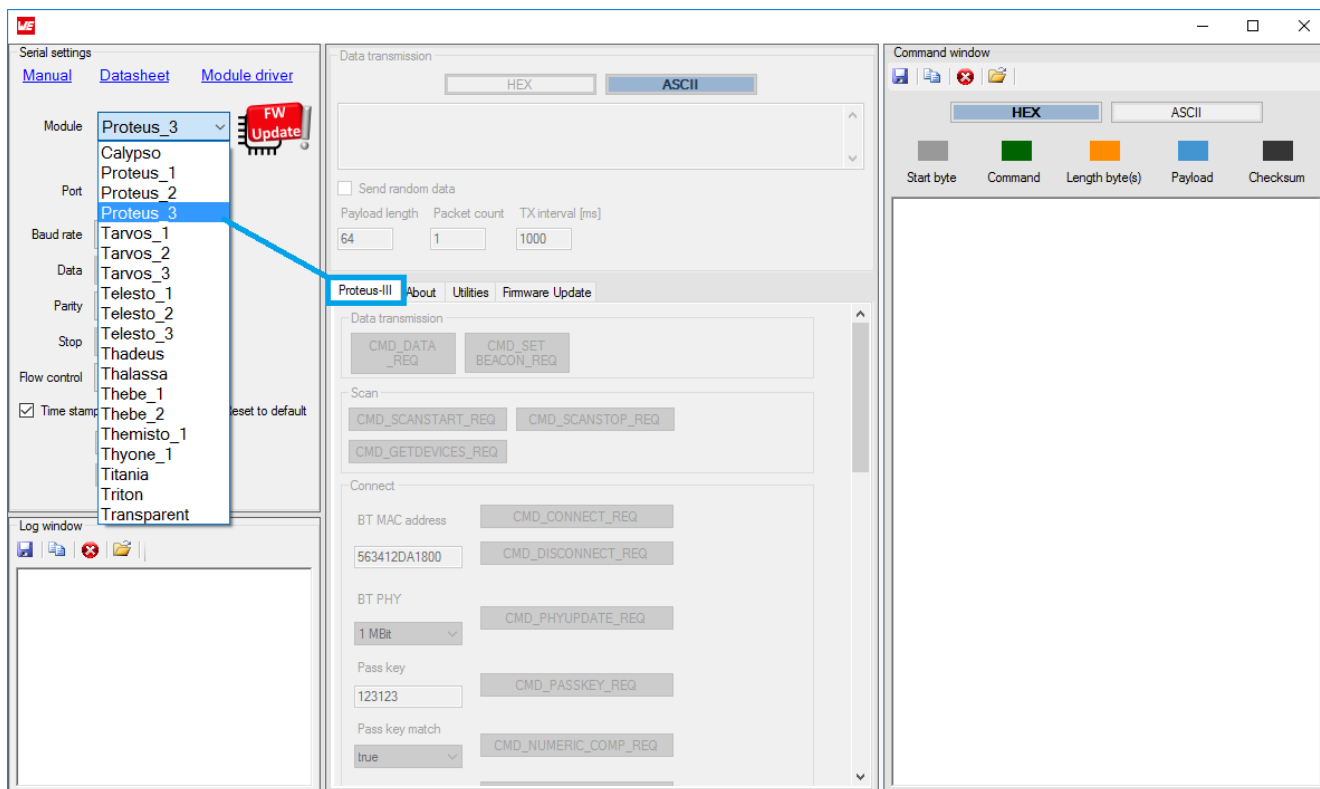


Figure 3: Radio module selection



When taking the Setebos-I module into operation with the WE UART Terminal, either the Proteus-III or the Thyone-I module has to be selected on the graphical interface, depending on the mode defined through the logic level of the *RPS* pin. For Setebos-I the pin *B1* has no GPIO function.

The WE UART Terminal additionally supports communication with a radio device in transparent mode, which only supports transmission and reception of pure payload data. Please refer to chapter Transparent mode for more information.

3.3 COM Interface

On connecting the EV-Board to the PC, the device appears as a USB serial COM port. All the COM ports on the PC are made available for connection under the "Port" drop-down menu. The list of available COM ports can be updated by pressing the refresh button (see Figure 4). Select the COM port corresponding to the connected EV-Board.

Additional drop-down menus allow the selection of serial port parameters such as baud rate, flow control and parity. The values are set to the default configuration of the selected module.

Press the "Connect" button to connect to the device. Messages in the log window appear indicating connect/disconnect events or errors.

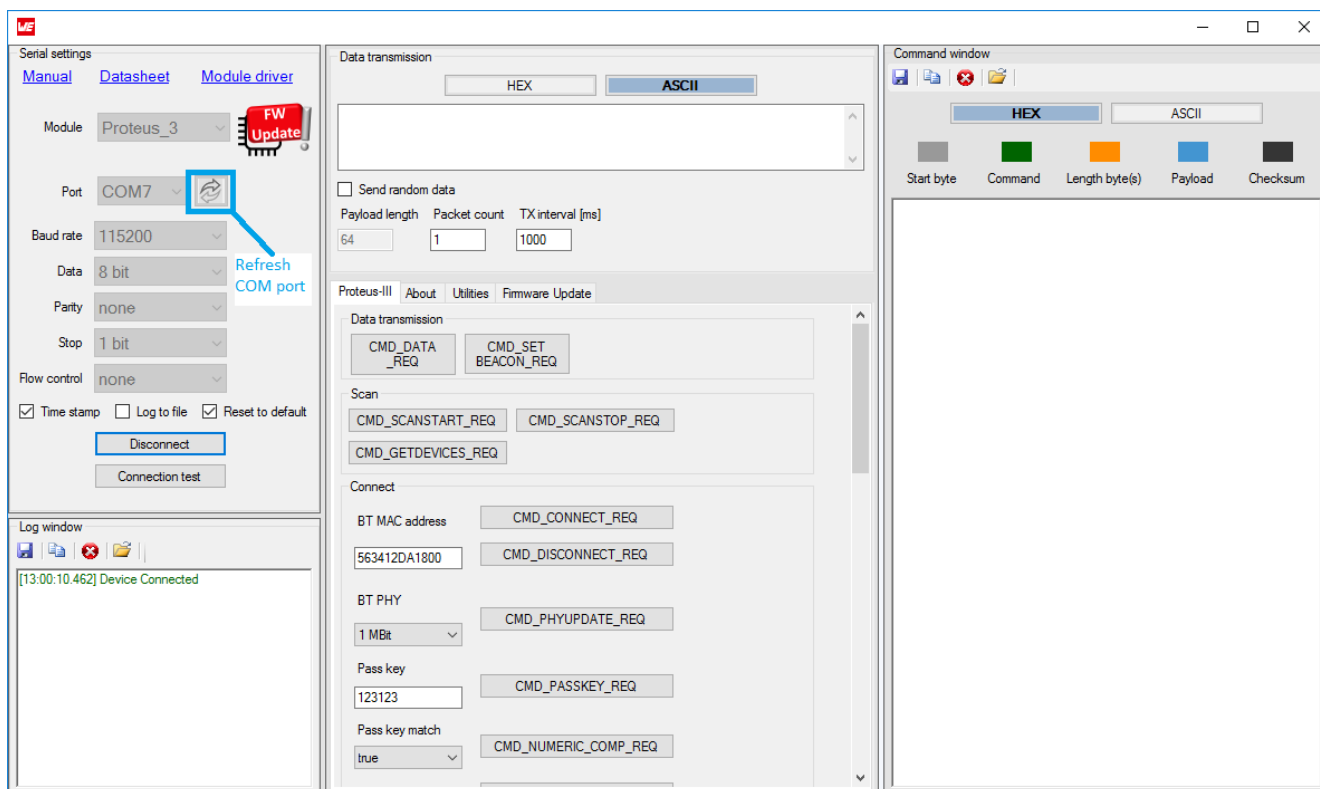


Figure 4: Open COM port

3.4 Data logging

3.4.1 Log window

All messages from the WE UART Terminal are printed in the log window. The messages are color coded to easily distinguish warnings and errors from information messages.

- **Time stamp:** The messages can be prefixed with a time stamp by checking the time stamp check box.
- **Log to file:** On checking the save to file check box, all the logs are automatically stored in a file under the path ".\log".

The integrated tool bar provides additional actions such as copy to clipboard, save, clear and open log path.

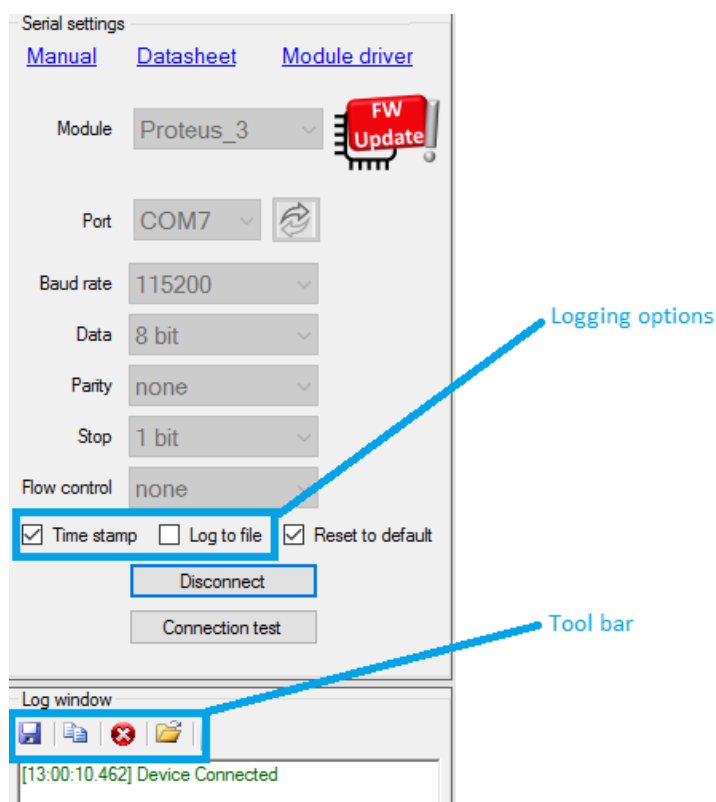


Figure 5: Log window and logging options

3.4.2 Command window

The WE UART Terminal configures and controls the connected wireless module by sending the corresponding commands over the serial interface. These command packets and the resulting responses from the module are displayed in the command window. The packet structure used for communication with the module is color coded for better readability. The packets (requests) sent from the tool to the module are left-aligned. The packets (confirmations, events) sent from the module to the tool are right-aligned. For each command packet a brief packet description is shown.

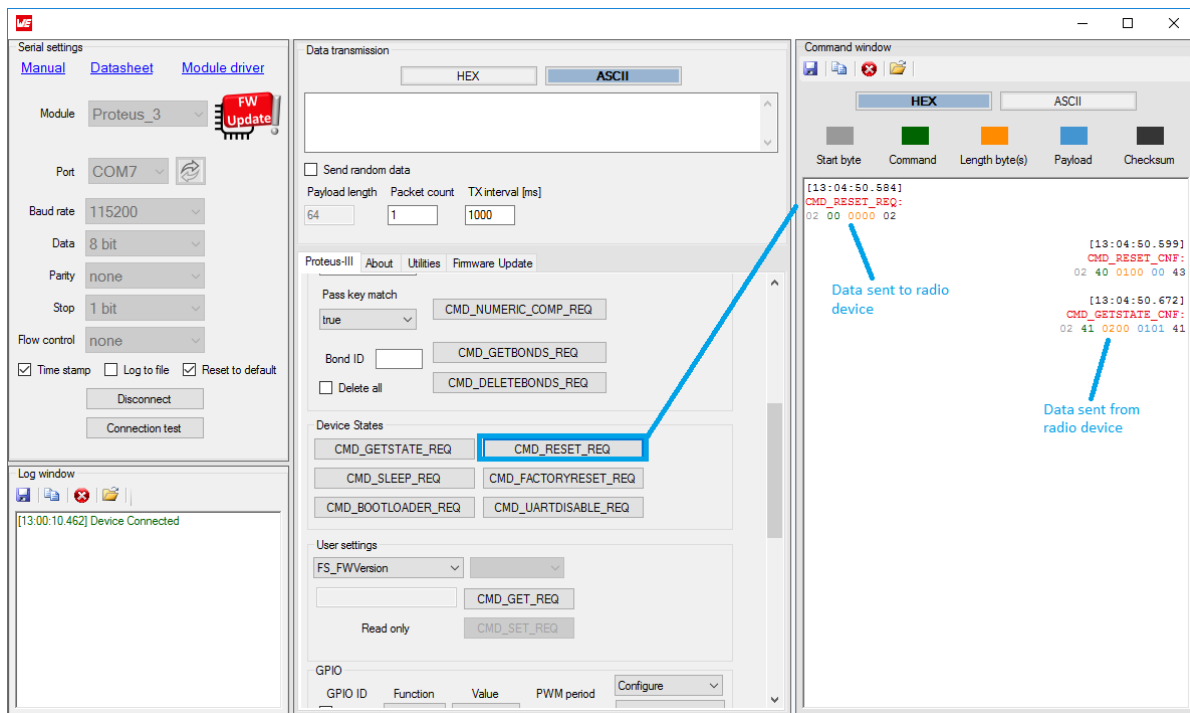


Figure 6: Command window

The messages can be prefixed with a time stamp by checking the time stamp check box. On checking the "Log to file" check box, all the messages are automatically stored in a file under the path ".\log". The integrated tool bar provides additional actions such as copy to clipboard, save, clear and open the log path.

3.5 Radio module tab

The main task of the WE UART Terminal is to create and send command packets to the radio module and receive the corresponding responses as well as spontaneous event messages. In order to achieve this, each command supported by the module has a dedicated button within the corresponding tab. The user can input the parameters of the command by either typing in the value in the corresponding text field or by selecting it from a drop-down menu. On pressing the command button, the tool reads the user parameters, creates a command packet and sends it out on the serial port to the connected radio module. Both the commands sent and the responses from the module are then displayed in the command window.



The user is required to input only valid values / options to ensure proper behaviour of radio module. Please refer to the corresponding user manual for valid parameters and options.

Figure 6 shows an example of sending a `CMD_RESET_REQ` command to the Proteus-III module. When pressing the button, a command packet is sent to the module and the module sends a confirmation of the same.

For a detailed description of the individual commands, please refer to the user manual of the corresponding radio module.

3.6 Transparent mode

In case the transparent mode is used instead of the command mode, the "Transparent" entry can be selected in the "Module" dropdown box. In this case, only the transmission and reception of payload data is supported.

The format, ASCII or HEX, of the data to be transmitted can be defined using the buttons placed above the "Data transmission" textbox.

Furthermore, if necessary, ETX characters may be added by selecting the corresponding entry in the drop down menu.

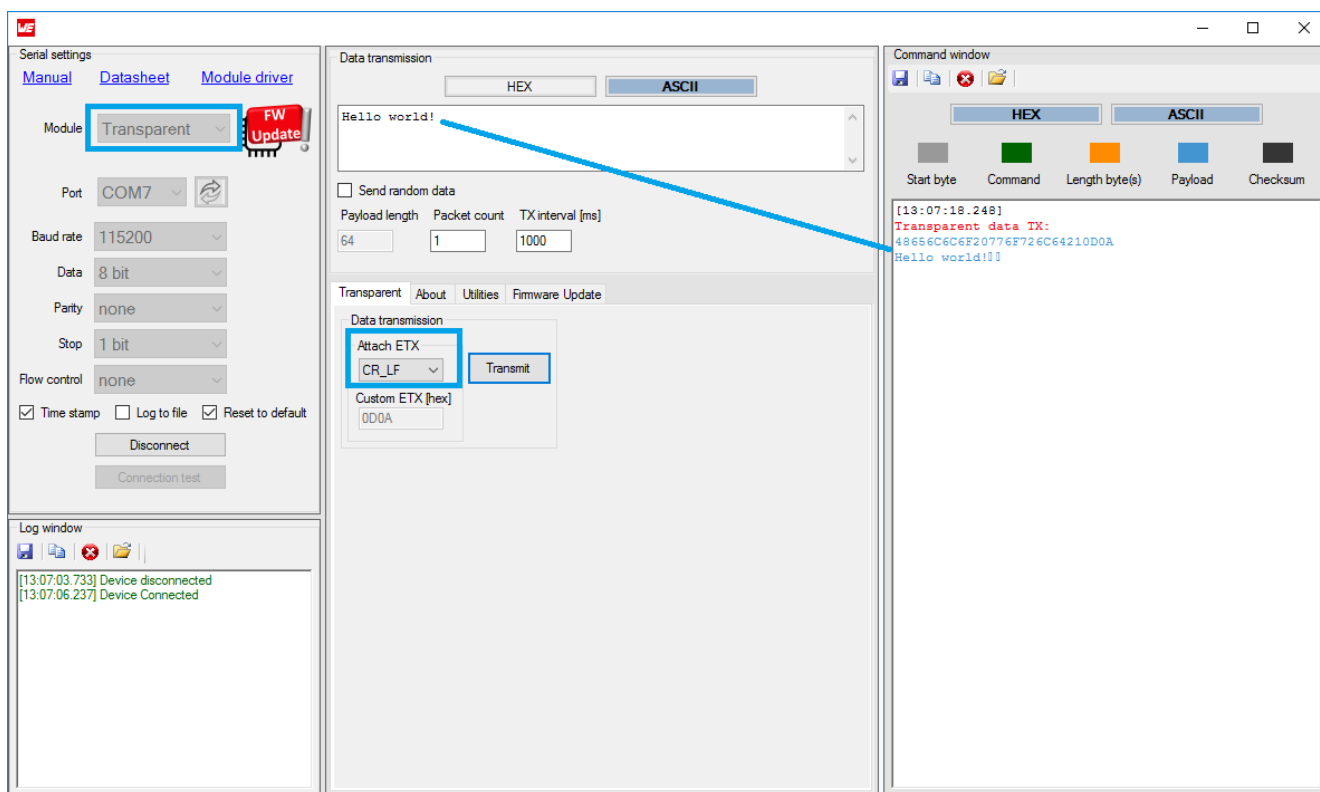


Figure 7: Transparent UART interface

3.7 Utilities

In addition to the control of the radio module, the WE UART Terminal provides additional tools. An ASCII to HEX converter and a checksum calculator are available in the utilities tab.

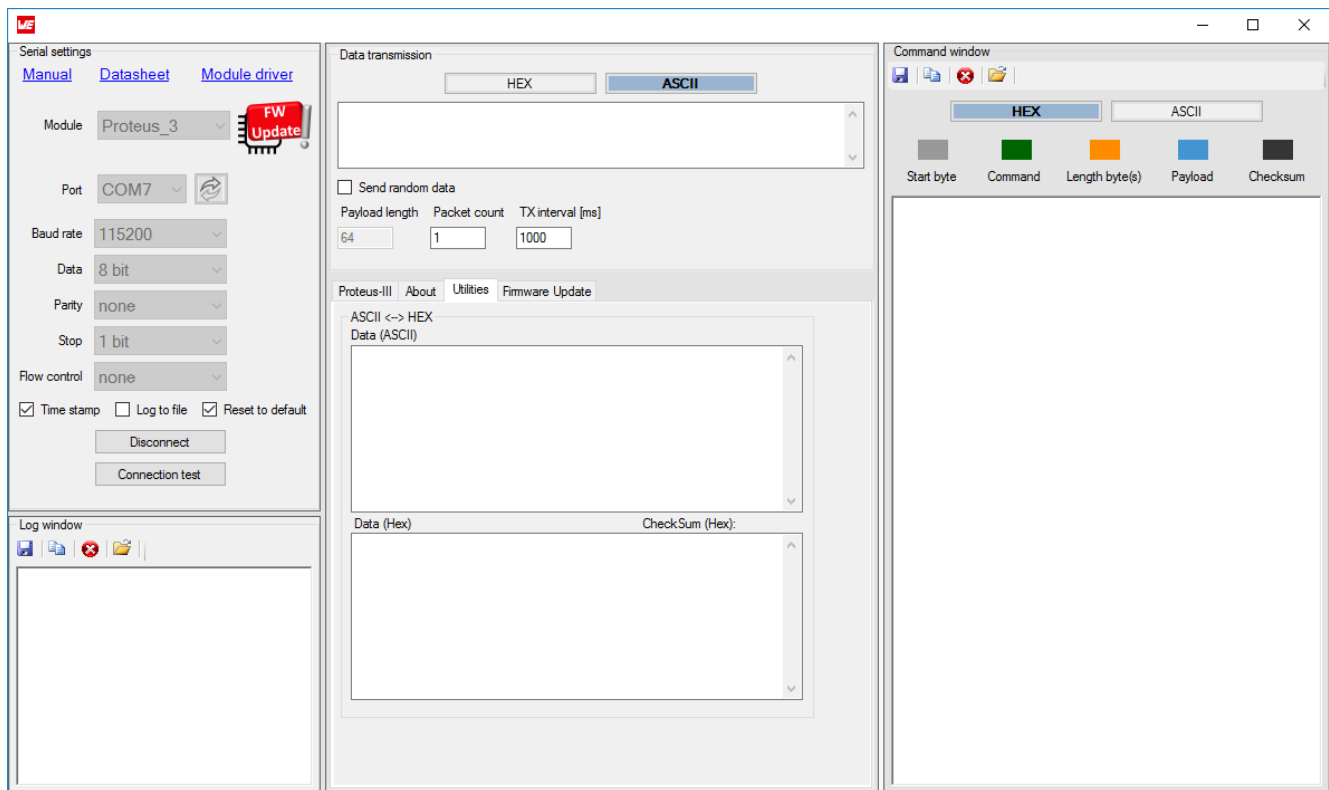


Figure 8: Utilities

4 Software history

Version 1.0.0.0 "Release"

- First released version of the WE UART Terminal tool.

Version 1.0.0.6 "Release"

- Added support for new radio modules, Proteus-III and Thyone-I.

Version 1.0.1.0 "Release"

- Added GPIO function to Proteus-III.

Version 1.1.0.0 "Release"

- New function to check whether the connected module responds to requests or not.
- Improved internal data handling.

Version 1.2.2.0 "Release"

- Improved internal data handling.
- Added links to device manual and data sheet.
- Added "Transparent" mode tab for communication in transparent mode.
- Added "Firmware Update" for hints concerning device firmware update.
- Added PWM function of the Thyone-I (version 1.5.0) and Proteus-III (version 1.3.0).
- Improved input capabilities of ASCII and HEX data for data transmission.
- Improved logging of UART packets in HEX and ASCII format.
- Optimized placement of graphic objects in the GUI.

Version 1.3.0.0 "Release"

- Added support for radio module Proteus-e.
- Improved option to send transparent data (with/without ETX).
- Improved generation of random data for radio transmission test.
- Improved core for internal data handling.
- Switched to .NET 6.0.2 .

Version 1.3.3.0 "Release"

- Added support for radio module Daphnis-I.
- Added support for radio module Stephano-I.

Version 2.0.0.0 "Release"

- Renamed Smart Commander into WE UART Terminal PC tool.
- Added support for radio modules Thyone-e, Metis-e and Skoll-I.

Version 2.1.0.0 "Release"

- Added support for radio module Cordelia-I.

Version 2.2.0.0 "Release"

- Added support for Daphnis-I v1.4.0 firmware.
- Added automatic file upload and dump for radio module Cordelia-I.

Version 2.3.0.0 "Release"

- Switched to .NET 8.0
- Applied internal improvements and bugfixes

Version 2.4.0.1 "Release"

- Finalize Proteus-IV support
- Applied internal improvements and bugfixes in UART communication

5 References

- [1] Würth Elektronik. WE UART Terminal PC tool (Smart Commander). <https://www.we-online.de/wcs-software>.

6 Important notes

The following conditions apply to all goods within the wireless connectivity and sensors product range of Würth Elektronik eiSos GmbH & Co. KG:

General customer responsibility

Some goods within the product range of Würth Elektronik eiSos GmbH & Co. KG contain statements regarding general suitability for certain application areas. These statements about suitability are based on our knowledge and experience of typical requirements concerning the areas, serve as general guidance and cannot be estimated as binding statements about the suitability for a customer application. The responsibility for the applicability and use in a particular customer design is always solely within the authority of the customer. Due to this fact, it is up to the customer to evaluate, where appropriate to investigate and to decide whether the device with the specific product characteristics described in the product specification is valid and suitable for the respective customer application or not. Accordingly, the customer is cautioned to verify that the documentation is current before placing orders.

Customer responsibility related to specific, in particular safety-relevant applications

It has to be clearly pointed out that the possibility of a malfunction of electronic components or failure before the end of the usual lifetime cannot be completely eliminated in the current state of the art, even if the products are operated within the range of the specifications. The same statement is valid for all software source code and firmware parts contained in or used with or for products in the wireless connectivity and sensor product range of Würth Elektronik eiSos GmbH & Co. KG. In certain customer applications requiring a high level of safety and especially in customer applications in which the malfunction or failure of an electronic component could endanger human life or health, it must be ensured by most advanced technological aid of suitable design of the customer application that no injury or damage is caused to third parties in the event of malfunction or failure of an electronic component.

Best care and attention

Any product-specific data sheets, manuals, application notes, PCNs, warnings and cautions must be strictly observed in the most recent versions and matching to the products revisions. These documents can be downloaded from the product specific sections on the wireless connectivity and sensors homepage.

Customer support for product specifications

Some products within the product range may contain substances, which are subject to restrictions in certain jurisdictions in order to serve specific technical requirements. Necessary information is available on request. In this case, the Business Development Engineer (BDM) or the internal sales person in charge should be contacted who will be happy to support in this matter.

Product improvements

Due to constant product improvement, product specifications may change from time to time. As a standard reporting procedure of the Product Change Notification (PCN) according to the JEDEC-Standard, we inform about major changes. In case of further queries regarding the PCN, the Business Development Engineer (BDM), the internal sales person or the technical support team in charge should be contacted. The basic responsibility of the customer as per section 6 and 6 remains unaffected.

All software like "wireless connectivity SDK", "Sensor SDK" or other source codes as well as all PC software tools are not subject to the Product Change Notification information process.

Product life cycle

Due to technical progress and economical evaluation, we also reserve the right to discontinue production and delivery of products. As a standard reporting procedure of the Product Termination Notification (PTN) according to the JEDEC-Standard we will inform at an early stage about inevitable product discontinuance. According to this, we cannot ensure that all products within our product range will always be available. Therefore, it needs to be verified with the Business Development Engineer (BDM) or the internal sales person in charge about the current product availability expectancy before or when the product for application design-in disposal is considered. The approach named above does not apply in the case of individual agreements deviating from the foregoing for customer-specific products.

Property rights

All the rights for contractual products produced by Würth Elektronik eiSos GmbH & Co. KG on the basis of ideas, development contracts as well as models or templates that are subject to copyright, patent or commercial protection supplied to the customer will remain with Würth Elektronik eiSos GmbH & Co. KG. Würth Elektronik eiSos GmbH & Co. KG does not warrant or represent that any license, either expressed or implied, is granted under any patent right, copyright, mask work right, or other intellectual property right relating to any combination, application, or process in which Würth Elektronik eiSos GmbH & Co. KG components or services are used.

General terms and conditions

Unless otherwise agreed in individual contracts, all orders are subject to the current version of the "General Terms and Conditions of Würth Elektronik eiSos Group", last version available at www.we-online.com.

7 Legal notice

Exclusion of liability

Würth Elektronik eiSos GmbH & Co. KG considers the information in this document to be correct at the time of publication. However, Würth Elektronik eiSos GmbH & Co. KG reserves the right to modify the information such as technical specifications or functions of its products or discontinue the production of these products or the support of one of these products without any written announcement or notification to customers. The customer must make sure that the information used corresponds to the latest published information. Würth Elektronik eiSos GmbH & Co. KG does not assume any liability for the use of its products. Würth Elektronik eiSos GmbH & Co. KG does not grant licenses for its patent rights or for any other of its intellectual property rights or third-party rights.

Notwithstanding anything above, Würth Elektronik eiSos GmbH & Co. KG makes no representations and/or warranties of any kind for the

provided information related to their accuracy, correctness, completeness, usage of the products and/or usability for customer applications. Information published by Würth Elektronik eiSos GmbH & Co. KG regarding third-party products or services does not constitute a license to use such products or services or a warranty or endorsement thereof.

Suitability in customer applications

The customer bears the responsibility for compliance of systems or units, in which Würth Elektronik eiSos GmbH & Co. KG products are integrated, with applicable legal regulations. Customer acknowledges and agrees that it is solely responsible for compliance with all legal, regulatory and safety-related requirements concerning its products, and any use of Würth Elektronik eiSos GmbH & Co. KG components in its applications, notwithstanding any applications-related information or support that may be provided by Würth Elektronik eiSos GmbH & Co. KG. Customer represents and agrees that it has all the necessary expertise to create and implement safeguards which anticipate dangerous consequences of failures, monitor failures and their consequences lessen the likelihood of failures that might cause harm and take appropriate remedial actions. The customer will fully indemnify Würth Elektronik eiSos GmbH & Co. KG and its representatives against any damages arising out of the use of any Würth Elektronik eiSos GmbH & Co. KG components in safety-critical applications.

Trademarks

AMBER wireless is a registered trademark of Würth Elektronik eiSos GmbH & Co. KG. All other trademarks, registered trademarks, and product names are the exclusive property of the respective owners.

Usage restriction

Würth Elektronik eiSos GmbH & Co. KG products have been designed and developed for usage in general electronic equipment only. This product is not authorized for use in equipment where a higher safety standard and reliability standard is especially required or where a failure of the product is reasonably expected to cause severe personal injury or death, unless the parties have executed an agreement specifically governing such use. Moreover, Würth Elektronik eiSos GmbH & Co. KG products are neither designed nor intended for use in areas such as military, aerospace, aviation, nuclear control, submarine, transportation (automotive control, train control, ship control), transportation signal, disaster prevention, medical, public information network etc. Würth Elektronik eiSos GmbH & Co. KG must be informed about the intent of such usage before the design-in stage. In addition, sufficient reliability evaluation checks for safety must be performed on every electronic component, which is used in electrical circuits that require high safety and reliability function or performance. By using Würth Elektronik eiSos GmbH & Co. KG products, the customer agrees to these terms and conditions.

8 License terms

These License terms will take effect upon the purchase and usage of the Würth Elektronik eiSos GmbH & Co. KG wireless connectivity products. You hereby agree that these license terms are applicable to the product and the incorporated software, firmware and source codes (collectively, "Software") made available by Würth Elektronik eiSos in any form, including but not limited to binary, executable or source code form. The software included in any Würth Elektronik eiSos wireless connectivity product is purchased to you on the condition that you accept the terms and conditions of these license terms. You agree to comply with all provisions under these license terms.

Limited license

Würth Elektronik eiSos hereby grants you a limited, non-exclusive, non-transferable and royalty-free license to use the software and under the conditions that will be set forth in these license terms. You are free to use the provided software only in connection with one of the products from Würth Elektronik eiSos to the extent described in these license terms. You are entitled to change or alter the source code for the sole purpose of creating an application embedding the Würth Elektronik eiSos wireless connectivity product. The transfer of the source code to third parties is allowed to the sole extent that the source code is used by such third parties in connection with our product or another hardware provided by Würth Elektronik eiSos under strict adherence of these license terms. Würth Elektronik eiSos will not assume any liability for the usage of the incorporated software and the source code. You are not entitled to transfer the source code in any form to third parties without prior written consent of Würth Elektronik eiSos.

You are not allowed to reproduce, translate, reverse engineer, decompile, disassemble or create derivative works of the incorporated software and the source code in whole or in part. No more extensive rights to use and exploit the products are granted to you.

Usage and obligations

The responsibility for the applicability and use of the Würth Elektronik eiSos wireless connectivity product with the incorporated firmware in a particular customer design is always solely within the authority of the customer. Due to this fact, it is up to you to evaluate and investigate, where appropriate, and to decide whether the device with the specific product characteristics described in the product specification is valid and suitable for your respective application or not.

You are responsible for using the Würth Elektronik eiSos wireless connectivity product with the incorporated firmware in compliance with all applicable product liability and product safety laws. You acknowledge to minimize the risk of loss and harm to individuals and bear the risk for failure leading to personal injury or death due to your usage of the product.

Würth Elektronik eiSos' products with the incorporated firmware are not authorized for use in safety-critical applications, or where a failure of the product is reasonably expected to cause severe personal injury or death. Moreover, Würth Elektronik eiSos' products with the incorporated firmware are neither designed nor intended for use in areas such as military, aerospace, aviation, nuclear control, submarine, transportation (automotive control, train control, ship control), transportation signal, disaster prevention, medical, public information network etc. You shall inform Würth Elektronik eiSos about the intent of such usage before design-in stage. In certain customer applications requiring a very high level of safety and in which the malfunction or failure of an electronic component could endanger human life or health, you must ensure to have all necessary expertise in the safety and regulatory ramifications of your applications. You acknowledge and agree that you are solely responsible for all legal, regulatory and safety-related requirements concerning your products and any use of Würth Elektronik eiSos' products with the incorporated firmware in such safety-critical applications, notwithstanding any applications-related information or support that may be provided by Würth Elektronik eiSos. **YOU SHALL INDEMNIFY WÜRTH ELEKTRONIK EISOS AGAINST ANY DAMAGES ARISING OUT OF THE USE OF WÜRTH ELEKTRONIK EISOS' PRODUCTS WITH THE INCORPORATED FIRMWARE IN SUCH SAFETY-CRITICAL APPLICATIONS.**

Ownership

The incorporated firmware created by Würth Elektronik eiSos is and will remain the exclusive property of Würth Elektronik eiSos.

Firmware update(s)

You have the opportunity to request the current and actual firmware for a bought wireless connectivity product within the time of warranty. However, Würth Elektronik eiSos has no obligation to update a modules firmware in their production facilities, but can offer this as a service on request. The upload of firmware updates falls within your responsibility, e.g. via ACC or another software for firmware updates. Firmware updates will not be communicated automatically. It is within your responsibility to check the current version of a firmware in the latest version of the product manual on our website. The revision table in the product manual provides all necessary information about firmware updates. There is no right to be provided with binary files, so called "firmware images", those could be flashed through JTAG, SWD, Spi-Bi-Wire, SPI or similar interfaces.

Disclaimer of warranty

THE FIRMWARE IS PROVIDED "AS IS". YOU ACKNOWLEDGE THAT WÜRTH ELEKTRONIK EISOS MAKES NO REPRESENTATIONS AND WARRANTIES OF ANY KIND RELATED TO, BUT NOT LIMITED TO THE NON-INFRINGEMENT OF THIRD PARTIES' INTELLECTUAL PROPERTY RIGHTS OR THE MERCHANTABILITY OR FITNESS FOR YOUR INTENDED PURPOSE OR USAGE. WÜRTH ELEKTRONIK EISOS DOES NOT WARRANT OR REPRESENT THAT ANY LICENSE, EITHER EXPRESS OR IMPLIED, IS GRANTED UNDER ANY PATENT RIGHT, COPYRIGHT, MASK WORK RIGHT, OR OTHER INTELLECTUAL PROPERTY RIGHT RELATING TO ANY COMBINATION, MACHINE, OR PROCESS IN WHICH THE WÜRTH ELEKTRONIK EISOS' PRODUCT WITH THE INCORPORATED FIRMWARE IS USED. INFORMATION PUBLISHED BY WÜRTH ELEKTRONIK EISOS REGARDING THIRD-PARTY PRODUCTS OR SERVICES DOES NOT CONSTITUTE A LICENSE FROM WÜRTH ELEKTRONIK EISOS TO USE SUCH PRODUCTS OR SERVICES OR A WARRANTY OR ENDORSEMENT THEREOF.

Limitation of liability

Any liability not expressly provided by Würth Elektronik eiSos shall be disclaimed.

You agree to hold us harmless from any third-party claims related to your usage of the Würth Elektronik eiSos' products with the incorporated firmware, software and source code. Würth Elektronik eiSos disclaims any liability for any alteration, development created by you or your customers as well as for any combination with other products.

Applicable law and jurisdiction

Applicable law to these license terms shall be the laws of the Federal Republic of Germany. Any dispute, claim or controversy arising out of or relating to these license terms shall be resolved and finally settled by the court competent for the location of Würth Elektronik eiSos registered office.

Severability clause

If a provision of these license terms is or becomes invalid, unenforceable or null and void, this shall not affect the remaining provisions of the terms. The parties shall replace any such provisions with new valid provisions that most closely approximate the purpose of the terms.

Miscellaneous

Würth Elektronik eiSos reserves the right at any time to change these terms at its own discretion. It is your responsibility to check at Würth Elektronik eiSos homepage for any updates. Your continued usage of the products will be deemed as the acceptance of the change.

We recommend you to be updated about the status of new firmware and software, which is available on our website or in our data sheet and manual, and to implement new software in your device where appropriate.

By ordering a product, you accept these license terms in all terms.

List of Figures

1	Screenshot device manager	4
2	WE UART Terminal PC tool window	5
3	Radio module selection	6
4	Open COM port	7
5	Log window and logging options	8
6	Command window	9
7	Transparent UART interface	11
8	Utilities	12

List of Tables

**Contact**

Würth Elektronik eiSos GmbH & Co. KG
Division Wireless Connectivity & Sensors

Max-Eyth-Straße 1
74638 Waldenburg
Germany

Tel.: +49 651 99355-0
Fax.: +49 651 99355-69
www.we-online.com/wireless-connectivity

WÜRTH ELEKTRONIK MORE THAN YOU EXPECT