

USER MANUAL

THYONE-I WIRELESS FEATHERWING

2611059021001

VERSION 1.3

JUNE 19, 2023

WÜRTH ELEKTRONIK MORE THAN YOU EXPECT

MUST READ

Check for firmware updates

Before using the product make sure you use the most recent firmware version, data sheet and user manual. This is especially important for Wireless Connectivity products that were not purchased directly from Würth Elektronik eiSos. A firmware update on these respective products may be required.

We strongly recommend to include in the customer system design, the possibility for a firmware update of the product.

Revision history

Manual version	HW version	Notes	Date
1.0	2.0	Initial version	November 2020
1.1	2.0	Updated github repository links	February 2022
1.2	2.0	Updated github repository links	March 2022
1.3	2.0	New corporate design	June 2023

Abbreviations

Abbreviation	Name	Description
CISPR	Comité International Spécial des Perturbations Radioélectriques	International Special Committee on Radio Interference
ECC	Elliptical Curve Cryptography	
ECDH	Elliptic Curve Diffie Hellman	
EV	Evaluation	
ESD	Electro Static Discharge	
EMC	Electro Magnetic Compatibility	
GND	Ground	
HIGH	High signal level	
IDE	Integrated development environment	
IEC	International Electrotechnical Commission	
JST	Japan Solderless Terminal	
JTAG	Joint Test Action Group	
LED	Light Emitting Diode	
LGA	Land Grid Array	
Li-Po	Lithium-Polymer	
LOW	Low signal level	
MEMS	Micro-Electro Mechanical Systems	
PC	Personal Computer	
PCB	Printed Circuit Board	
SCL	Serial clock	
SDA	Serial data	
SDK	Software Development Kit	
SPI	Serial Peripheral Interface	
VCC		Supply voltage
VDD	Voltage Drain Drain	Supply voltage

Contents

1	General description	5
1.1	Introduction	5
1.2	Block diagram	6
1.3	Contents	6
2	Functional description	7
2.1	Adafruit Feather	7
2.2	Thyone Wireless FeatherWing	7
2.2.1	Thyone-I (2611011021000)	7
2.2.2	ATECC608A-TNGTLS	9
3	Hardware description	10
3.1	Connectors	10
3.1.1	CON1	10
3.1.2	Feather connector	10
3.2	Jumpers	11
3.2.1	JP1	11
3.2.2	JP2	12
3.2.3	JP3	12
3.3	Push buttons	12
3.3.1	S1	12
3.3.2	S2	12
3.4	Schematics	14
3.5	Layout	15
4	Software description	17
4.1	Software architecture	17
4.2	Installing the tools	18
4.2.1	IDE	18
4.2.2	Installation steps	19
4.3	Hardware Setup	19
4.4	Running the quick start example	19
5	Regulatory compliance information	21
5.1	Exemption clause	21
6	Important notes	22
6.1	General customer responsibility	22
6.2	Customer responsibility related to specific, in particular safety-relevant applications	22
6.3	Best care and attention	22
6.4	Customer support for product specifications	22
6.5	Product improvements	23
6.6	Product life cycle	23
6.7	Property rights	23
6.8	General terms and conditions	23

7	Legal notice	24
7.1	Exclusion of liability	24
7.2	Suitability in customer applications	24
7.3	Trademarks	24
7.4	Usage restriction	24
8	License terms	26
8.1	Limited license	26
8.2	Usage and obligations	26
8.3	Ownership	27
8.4	Firmware update(s)	27
8.5	Disclaimer of warranty	27
8.6	Limitation of liability	28
8.7	Applicable law and jurisdiction	28
8.8	Severability clause	28
8.9	Miscellaneous	28

1 General description

1.1 Introduction

The Würth Elektronik eiSos Thyone Wireless FeatherWing is a development board that offers a secure 2.4 GHz proprietary wireless connectivity solution. It is fully compatible to the popular Adafruit Feather line of development boards. The Thyone Wireless FeatherWing consists of two important components,

- Thyone-I (2611011021000) - A 2.4 GHz proprietary radio module
- ATECC608A-TNGTLS - Secure element from Microchip Technologies

The Thyone-I module has an UART interface and the secure element an I²C interface and hence can be connected to any of the Feather microcontroller boards. The Arduino (C/C++) drivers and examples (see chapter 4) made available makes it easy to build a prototype to kick-start the application development.




Figure 1: The WE Thyone Wireless FeatherWing (2611059021001)

1.2 Block diagram

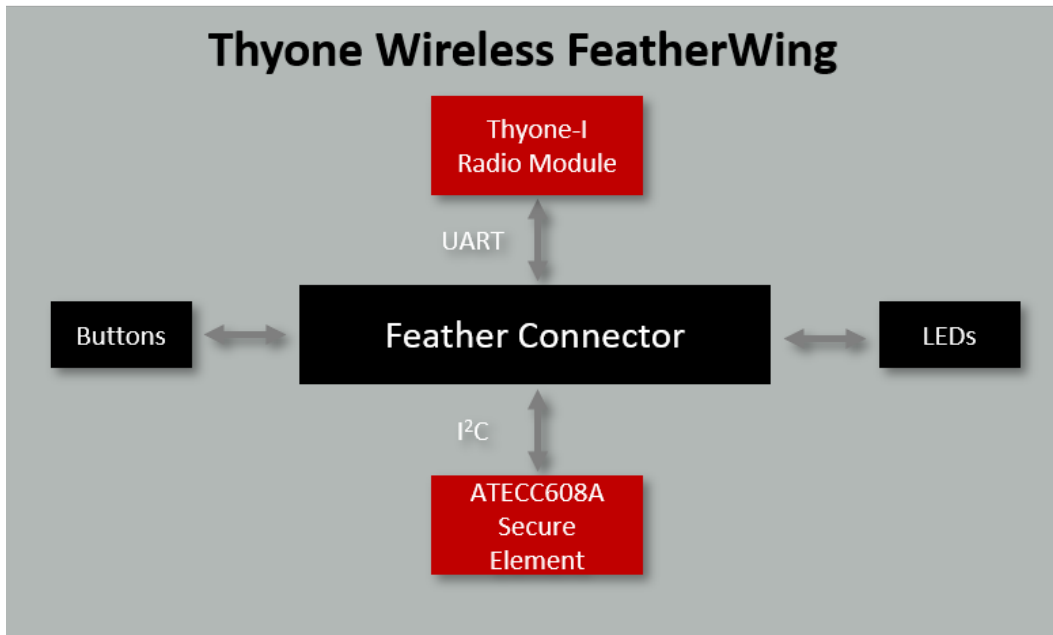


Figure 2: Block diagram - Thyone Wireless FeatherWing

1.3 Contents

Description	Quantity
WE Thyone Wireless FeatherWing	1
Packaging: ESD safe bag	1

Table 1: Contents 2611059021001

2 Functional description

The Thyone Wireless FeatherWing was designed with rapid prototyping in mind. Being fully compatible with the Adafruit ecosystem, this FeatherWing allows the user the flexibility to choose the preferred host microcontroller. The inherent modularity of the ecosystem allows the FeatherWing to be easily integrated into any project.

The next sections provide a brief introduction to Adafruit's Feather ecosystem and details on the Thyone-I radio module and the Secure element present on the FeatherWing.

Feel free to check our youtube channel:

www.youtube.com/user/WuerthElektronik/videos for video tutorials, hands-ons and webinars relating to our products.

2.1 Adafruit Feather

The Adafruit Feather ecosystem consists of two types of boards apart from a host of accessories:

- **Feather:** Adafruit Feathers are a complete line of development boards from Adafruit that are standalone and stackable. They can be powered either over the on-board micro-USB plugs or using a Li-Po battery. Feathers are portable, flexible and light as their namesake.
- **FeatherWing:** FeatherWings are stackable boards that when used along with a Feather add a certain functionality to the system.

The Feather system with more than 50+ Wings, several different types of accessories and arduino/circuit python based code support provides a perfect ecosystem for rapid prototyping. Please refer to adafruit.com/feather for more details on the Adafruit Feather ecosystem.

2.2 Thyone Wireless FeatherWing

The Thyone Wireless FeatherWing consists of the Thyone-I radio module and the ATECC608A secure element. This section provides details regarding these components.

2.2.1 Thyone-I (2611011021000)

The Thyone-I module is a radio sub-module for wireless communication between devices such as control systems, remote controls, sensor nodes etc. Operating in the globally available 2.4 GHz license free band, Thyone-I offers a robust and secure data transmission in point-to-point as well as mesh configurations.

It is pre-loaded with the WE-ProWare radio stack which ensures high flexibility without compromising the reliability. Interfacing with the host system via serial UART, the module allows easy configuration and control of the radio using a simple command interface. To ensure ease-of-use for cable replacement applications, the module also offers a transparent mode to function as a serial-to-radio adapter. Small dimensions comparable a nano-SIM card (8 x 12 mm) including an on-board PCB antenna makes Thyone-I ideal for small form factor design.

Key features

The Thyone-I offers a wide range of configurable features to suit even the most sophisticated application design. From low power long range to line-powered high throughput, the Thyone-I can be configured to cover a wide range of applications.

Extremely small dimensions: Owing to its small size (8 x 12 mm) the module can be easily designed-in to compact end devices.

Energy efficient: The Thyone-I has extremely low current consumption especially in sleep mode (< 0.4 μ A) making it suitable for battery driven applications.

Globally available 2.4 GHz band: The Thyone-I operates in the 2.4 GHz license free band that allows global deployment of the end-device.

Smart antenna selection: The Thyone-I offers a choice of using the on-board PCB antenna for compact designs or connecting an external antenna for application that require long range.

Long range mode: A radio profile with channel coding allows a radio link of up to 750 m with a data rate of 125 kbit/s¹.

High throughput mode: The Thyone-I offers a radio profile with 2 Mbit/s data transmission over the air leading to an effective end-to-end throughput of around 400 kbit/s.

Fast serial interface: The Thyone-I offers a UART-interface to communicate with a host using a user-defined baud rate of up to 1 Mbit/s.

Embedded security on-module: The secure bootloader on the module verifies the image signature on boot-up offering tamper protection. The module also supports hardware accelerated end-to-end encryption.

Additional local/remote GPIOs: The Thyone-I firmware allows configuration and control of free digital I/O pins on the module via serial or radio interface.

Transparent mode: A transparent mode is available out-of-the-box enabling easy serial cable replacement.

Network addressing: The Thyone-I implements network addressing to enable unicast, multi-cast as well as broadcast data transmission. Additionally, packet ACK is available with automatic retry mechanism to ensure reliable data transmission.

Mesh network: The Thyone-I offers repeater functionality to enable the creation of a simple flooding mesh network. The repeater mode can also be used for range extension.

Further details about Thyone-I radio module can be found under we-online.de/katalog/en/THYONE-I

¹As per two way ground reflection model with transmit power of 8 dBm, antenna height 2 m and a reserve of 6 dB

2.2.2 ATECC608A-TNGTLS

The ATECC608A-TNGTLS is a pre-provisioned variant of the ATECC608A secure element from Microchip Technologies. The device is configured to make the secure element suitable to some of the most common use cases for IoT applications. It offers a rich set of cryptographic features like key agreement using ECDH, sign-verify mechanism, and encryption/decryption over easily accessible I²C interface. Its tiny form factor and low power consumption make it suitable for a wide variety of battery-driven applications.

Key features

- I²C interface with one-time changeable I²C address
- One permanent P-256 ECC private key fixed at manufacturing time
- Three secondary P-256 ECC private keys that can be regenerated by the user
- Signer public Key from signer certificate
- X.509 compressed certificate storage

Further details about this secure element can be found under www.microchip.com/wwwproducts/en/ATECC608A

3 Hardware description

This sections contains a detailed description of the hardware features of the Thyone Wireless FeatherWing. The design files for this hardware can be downloaded from github.com/WurthElektronik/FeatherWings.

3.1 Connectors

3.1.1 CON1

Connector CON1 provides a possibility to connect an external power supply to the Feather system over the V_USB pin.

Pin	Function
1	VDD external
2	GND

3.1.2 Feather connector

This is the standard set of connectors that is used across the Feather ecosystem. The table below describes the functions of each of the 28 pins as applicable to this FeatherWing.

Pin Number	Pin name	Function
1	\overline{RST}	Not connected
2	3V3	3.3 V power supply
3	AREF	Not connected
4	GND	Ground
5	A0	Not connected
6	A1	Not connected
7	A2	Not connected
8	A3	(Optional) Thyone-I MODE pin via Jumper JP1
9	A4	Not connected
10	A5	Not connected
11	SCK	Not connected
12	MOSI	Not connected
13	MISO	Not connected
14	U0RX	(Optional) Thyone-I UTXD pin via R18
15	U0TX	(Optional) Thyone-I URXD pin via R17
16	NC	Not connected
17	SDA	I ² C SDA to secure element
18	SCL	I ² C SCL to secure element

19	5	Not connected
20	6	Not connected
21	9	(Optional) Thyone-I WAKE_UP pin via Jumper JP1
22	U1TX	Thyone-I URXD pin via R13
23	U1RX	Thyone-I UTXD pin via R14
24	12	Not connected
25	13	(Optional) Push button S2 via JP1
26	5 V	Not connected
27	EN	Not connected
28	VBAT	Not connected

3.2 Jumpers

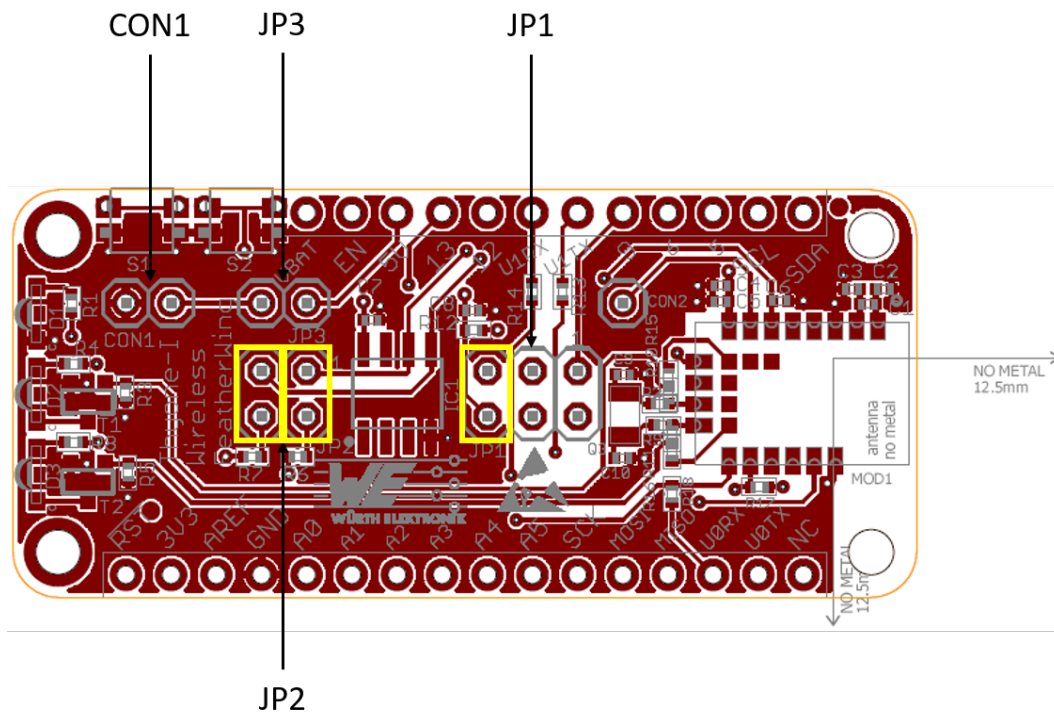


Figure 3: Jumpers and their default state

3.2.1 JP1

This jumper enables the use of WAKE_UP and MODE pins of the Thyone-I module as well as the Switch S2 from the host microcontroller.

JP1	Function	Jumper set (default)
1,2	WAKE_UP to GPIO9	No
3,4	MODE to GPIOA3	No
5,6	Switch S2 to GPIO13	Yes

Table 3: Jumper JP1

3.2.2 JP2

The standard I²C interface requires the SCL and SDA lines to be pulled up with resistors. These jumpers can be removed in cases where the pull-ups already exist on the I²C bus.

JP2	Function	Jumper set (default)
1,2	Connect I ² C SCL line to a 4.7 kΩ Pull up resistor	Yes
3,4	Connect I ² C SDA line to a 4.7 kΩ Pull up resistor	Yes

Table 4: Jumper JP2

3.2.3 JP3

This jumper, when set, connects the external power supply coming from CON1 to V_USB.

JP2	Function	Jumper set (default)
1,2	Connect external supply connected to CON1 to V_USB	No

Table 5: Jumper JP2

3.3 Push buttons

3.3.1 S1

This push button is connected to the /RESET pin of the Thyone-I module. Pressing this button resets the module.

3.3.2 S2

S2 is a general purpose push button which is connected to GPIO 13 when a jumper is set between pins 5 and 6 of JP1.

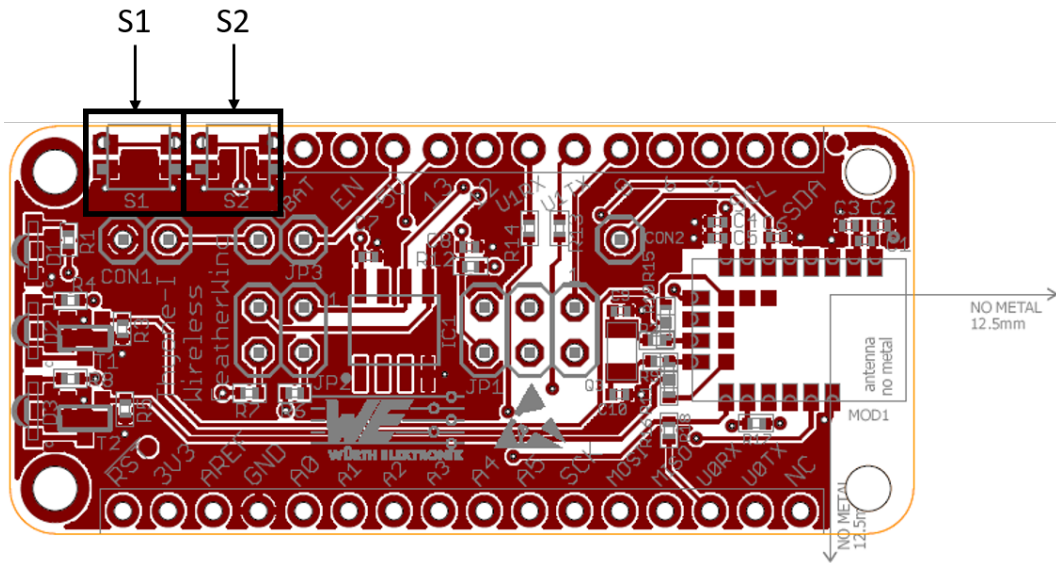


Figure 4: Push buttons

3.4 Schematics

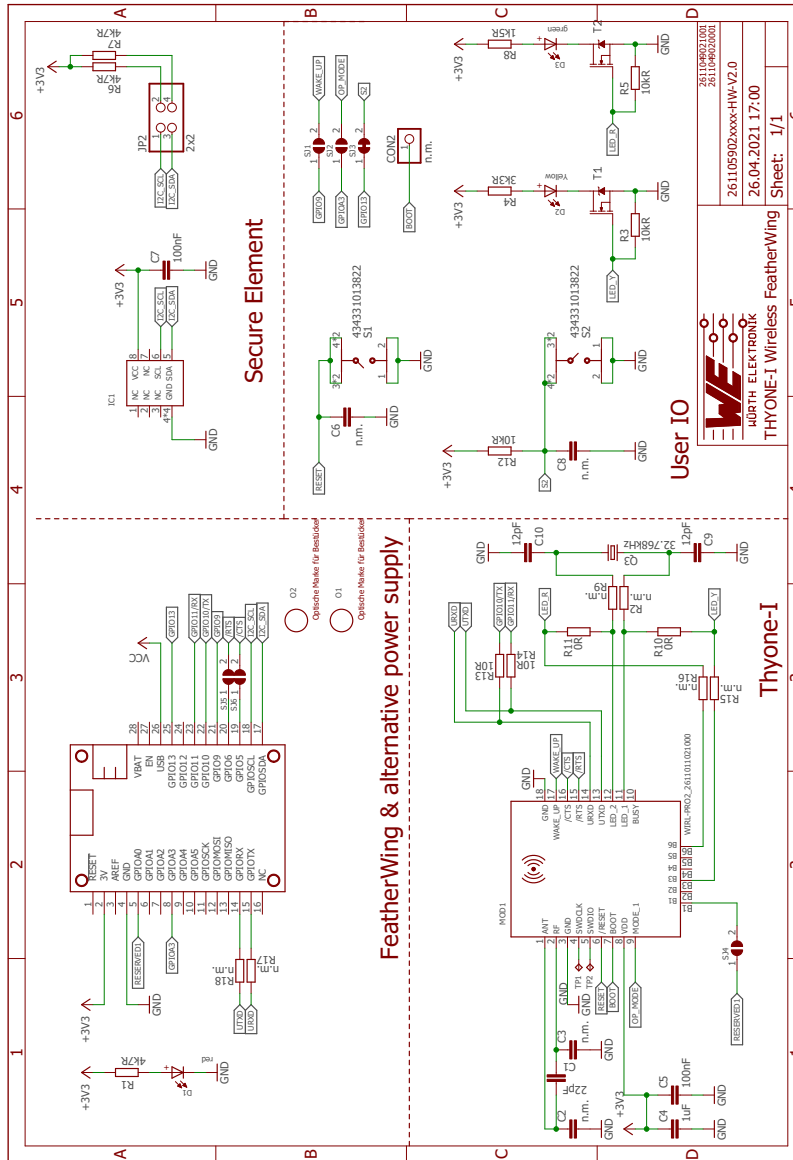


Figure 5: Schematics

3.5 Layout

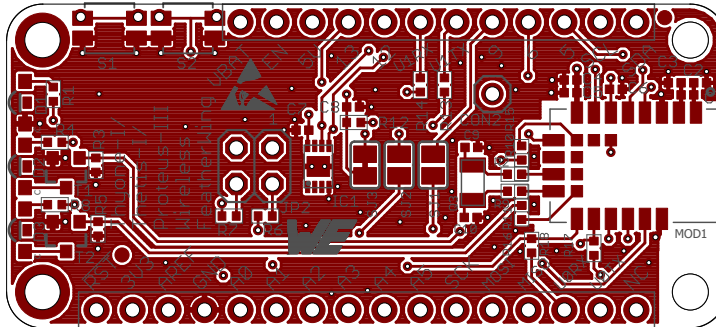


Figure 6: Assembly diagrams

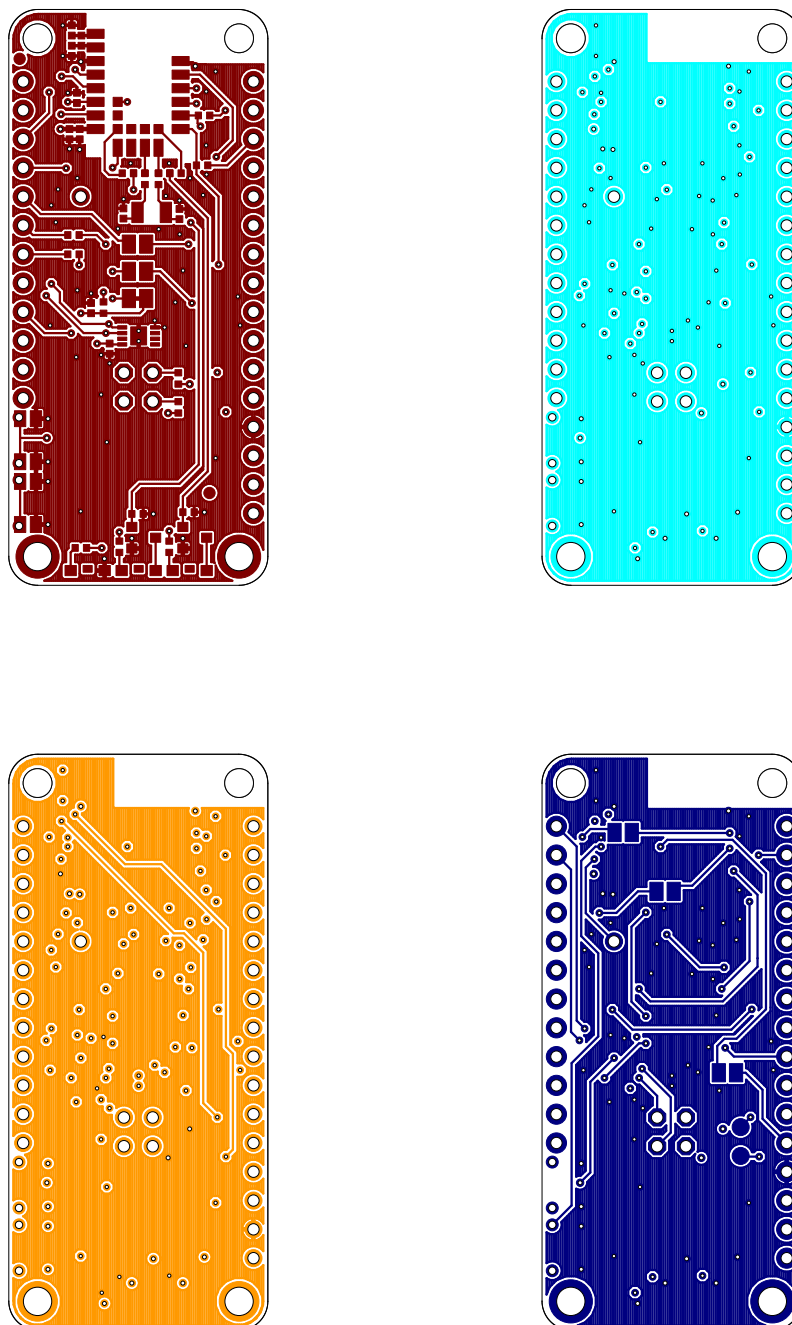


Figure 7: Top, bottom and internal layers

4 Software description

Würth Elektronik eiSos provides a software development kit (SDK) with examples to support all the WE FeatherWings. Here are the salient features of the WE FeatherWing SDK.

- The SDK is open-source and well documented.
- It uses popular open-source tool chain including an IDE.
- The examples are written in Arduino-styled C/C++ for quick prototyping.
- The core components of the SDK are written in pure C to enable easy porting to any microcontroller platform.
- Development platform independent (Windows, Linux or MAC).
- Modular structure of the software stack makes it easy to integrate into any project.

The SDK can be accessed on Github at github.com/WurthElektronik/FeatherWings.

4.1 Software architecture

The WE FeatherWing SDK is built up in a modular way using a set of open-source tools to enable complete flexibility for the user.

The figure 8 shows the architecture of the WE FeatherWing SDK.

- **PlatformIO:** is a cross-platform, cross-architecture, multiple framework professional tool for embedded software development. It provides the tool chain necessary for the software development including building, debugging, code-upload and many more. PlatformIO works well on all the modern operating systems and supports a host of development boards including the Feathers from Adafruit. Further details about PlatformIO can be found under platformio.org
- **Platform interface:** This layer provides abstraction to the peripheral drivers for the platform being used. Currently, this SDK implements an abstraction to the Arduino peripheral drivers for the Feather M0 express platform.
- **WE SDK:** This is a layer of platform-independent pure C drivers for sensors and wireless connectivity modules from Würth Elektronik eiSos. These drivers implement all the necessary functions to utilize full feature set of the sensors and wireless connectivity modules. More details on the SDK and downloads under, we-online.com/wcs-software.
- **Board files:** This layer provides abstraction at a board level and provides functions to configure and control individual FeatherWings from WE.
- **User application:** The SDK currently implements a quick start example for each of the FeatherWings.

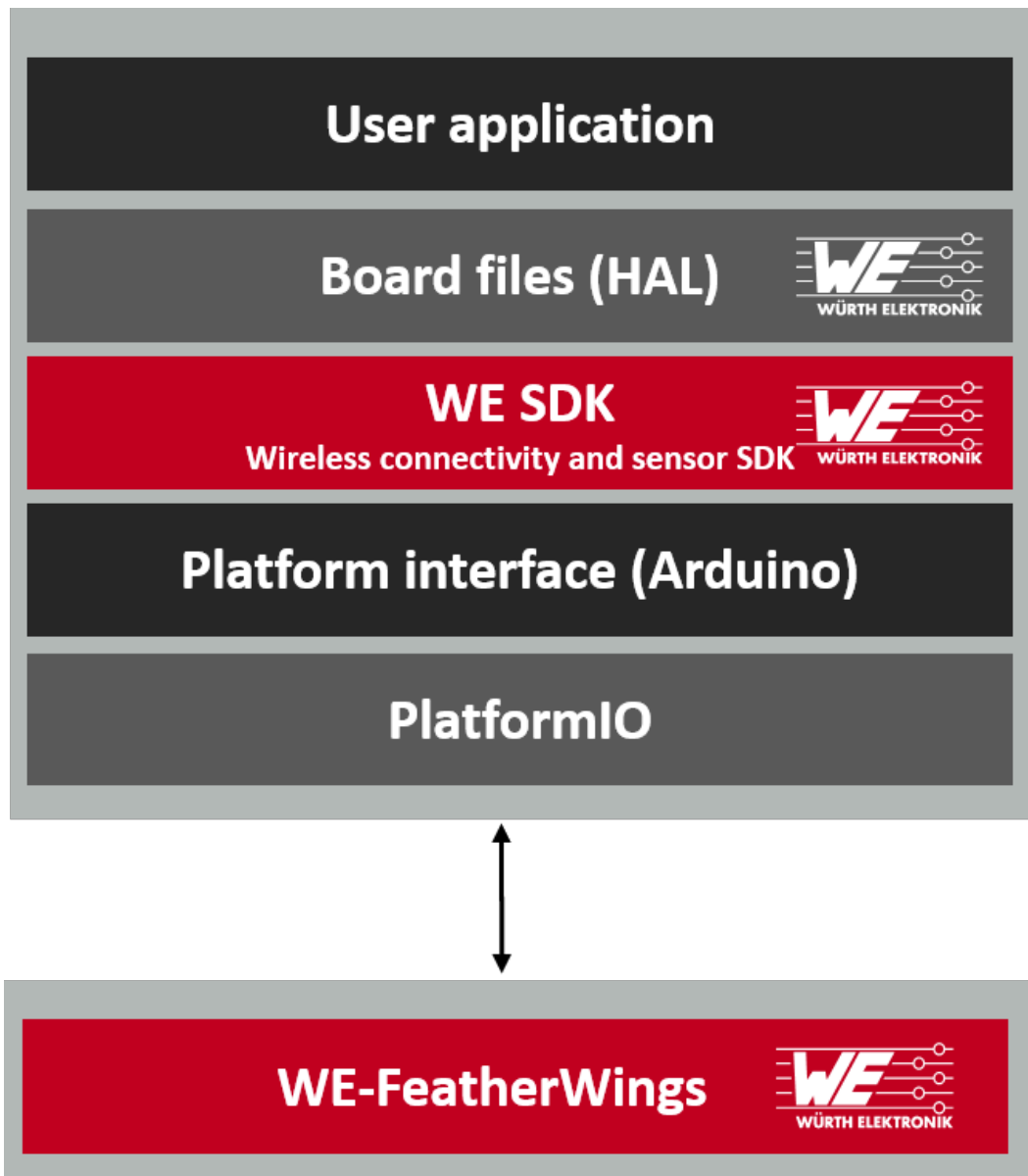


Figure 8: Software architecture

4.2 Installing the tools

4.2.1 IDE

Although, platformIO provides a versatile command line interface for development, the SDK provides quick start projects for the Visual Studio Code. This popular IDE makes for better code organization as well as code editing. Visual Studio Code is available on all modern operating systems. Support for extensions, built-in Git and a versatile code editor make it a well rounded tool for embedded software development. Please refer to code.visualstudio.com for more details on Visual Studio Code.

4.2.2 Installation steps

- Install Visual Studio Code on the platform of your choice following the instructions under code.visualstudio.com/docs
- Follow the instructions under platformio.org/install/ide?install=vscode to install PlatformIO IDE extension.

4.3 Hardware Setup

The quick start examples in the SDK are written to be run on *Adafruit's Feather M0 express*. The hardware setup is as simple as stacking up the FeatherWing on top of the M0 Feather and powering up the board.

4.4 Running the quick start example

- Clone or download the WE FeatherWing SDK from Github.
github.com/WurthElektronik/FeatherWings
- Open the workspace of interest with the filename <FeatherWing>.code-workspace in Visual Studio code.
- Build and upload the code from the PlatformIO tab as shown in the Figure 9
- After successful upload, click on Monitor to view the debug logs in the serial terminal (see Figure 9).

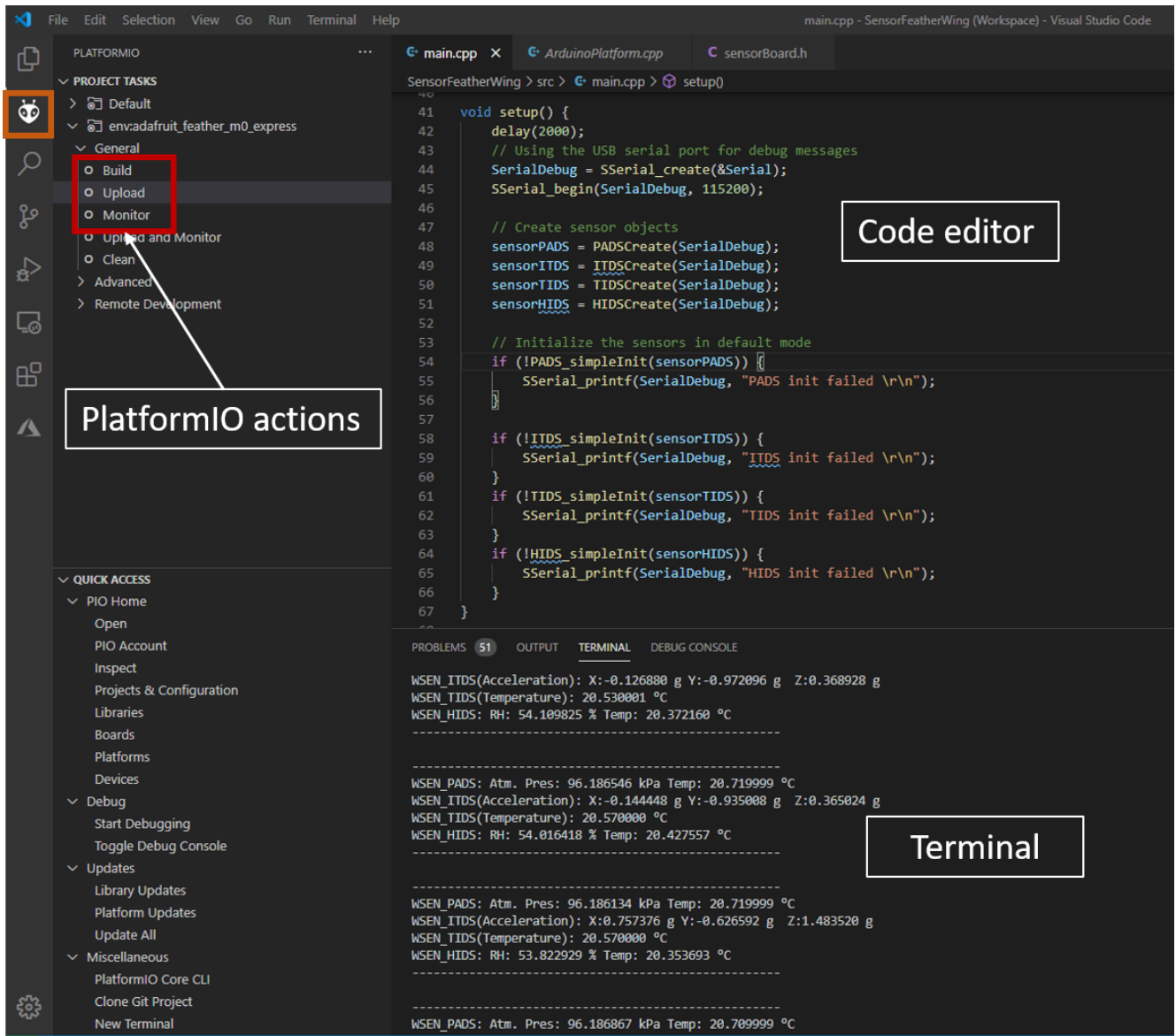


Figure 9: Running the quick start example

5 Regulatory compliance information

Pursuant to Article 1 (2.) of the EU directive 2014/53/EU, Article 1 (2.) the directive does not apply to equipment listed in Annex I (4.): custom-built evaluation kits destined for professionals to be used solely at research and development facilities for such purposes.

Nevertheless this evaluation board has been tested to satisfy general EMC requirements. Following standards have been applied:

- IEC 61000-4-3
- IEC 61000-4-4
- IEC 61000-4-6
- CISPR 16-2-1
- CISPR 16-2-3

5.1 Exemption clause

Relevant regulation requirements are subject to change. Würth Elektronik eiSos does not guarantee the accuracy of the before mentioned information. Directives, technical standards, procedural descriptions and the like may be interpreted differently by the national authorities. Equally, the national laws and restrictions may vary with the country. In case of doubt or uncertainty, we recommend that you consult with the authorities or official certification organizations of the relevant countries. Würth Elektronik eiSos is exempt from any responsibilities or liabilities related to regulatory compliance.

Notwithstanding the above, Würth Elektronik eiSos makes no representations and warranties of any kind related to their accuracy, correctness, completeness and/or usability for customer applications. No responsibility is assumed for inaccuracies or incompleteness.

6 Important notes

The following conditions apply to all goods within the wireless connectivity product range of Würth Elektronik eiSos GmbH & Co. KG:

6.1 General customer responsibility

Some goods within the product range of Würth Elektronik eiSos GmbH & Co. KG contain statements regarding general suitability for certain application areas. These statements about suitability are based on our knowledge and experience of typical requirements concerning the areas, serve as general guidance and cannot be estimated as binding statements about the suitability for a customer application. The responsibility for the applicability and use in a particular customer design is always solely within the authority of the customer. Due to this fact, it is up to the customer to evaluate, where appropriate to investigate and to decide whether the device with the specific product characteristics described in the product specification is valid and suitable for the respective customer application or not. Accordingly, the customer is cautioned to verify that the documentation is current before placing orders.

6.2 Customer responsibility related to specific, in particular safety-relevant applications

It has to be clearly pointed out that the possibility of a malfunction of electronic components or failure before the end of the usual lifetime cannot be completely eliminated in the current state of the art, even if the products are operated within the range of the specifications. The same statement is valid for all software sourcecode and firmware parts contained in or used with or for products in the wireless connectivity and sensor product range of Würth Elektronik eiSos GmbH & Co. KG. In certain customer applications requiring a high level of safety and especially in customer applications in which the malfunction or failure of an electronic component could endanger human life or health, it must be ensured by most advanced technological aid of suitable design of the customer application that no injury or damage is caused to third parties in the event of malfunction or failure of an electronic component.

6.3 Best care and attention

Any product-specific data sheets, manuals, application notes, PCN's, warnings and cautions must be strictly observed in the most recent versions and matching to the products firmware revisions. This documents can be downloaded from the product specific sections on the wireless connectivity homepage.

6.4 Customer support for product specifications

Some products within the product range may contain substances, which are subject to restrictions in certain jurisdictions in order to serve specific technical requirements. Necessary information is available on request. In this case, the field sales engineer or the internal sales person in charge should be contacted who will be happy to support in this matter.

6.5 Product improvements

Due to constant product improvement, product specifications may change from time to time. As a standard reporting procedure of the Product Change Notification (PCN) according to the JEDEC-Standard, we inform about major changes. In case of further queries regarding the PCN, the field sales engineer, the internal sales person or the technical support team in charge should be contacted. The basic responsibility of the customer as per section 6.1 and 6.2 remains unaffected. All wireless connectivity module driver software "wireless connectivity SDK" and its source codes as well as all PC software tools are not subject to the Product Change Notification information process.

6.6 Product life cycle

Due to technical progress and economical evaluation we also reserve the right to discontinue production and delivery of products. As a standard reporting procedure of the Product Termination Notification (PTN) according to the JEDEC-Standard we will inform at an early stage about inevitable product discontinuance. According to this, we cannot ensure that all products within our product range will always be available. Therefore, it needs to be verified with the field sales engineer or the internal sales person in charge about the current product availability expectancy before or when the product for application design-in disposal is considered. The approach named above does not apply in the case of individual agreements deviating from the foregoing for customer-specific products.

6.7 Property rights

All the rights for contractual products produced by Würth Elektronik eiSos GmbH & Co. KG on the basis of ideas, development contracts as well as models or templates that are subject to copyright, patent or commercial protection supplied to the customer will remain with Würth Elektronik eiSos GmbH & Co. KG. Würth Elektronik eiSos GmbH & Co. KG does not warrant or represent that any license, either expressed or implied, is granted under any patent right, copyright, mask work right, or other intellectual property right relating to any combination, application, or process in which Würth Elektronik eiSos GmbH & Co. KG components or services are used.

6.8 General terms and conditions

Unless otherwise agreed in individual contracts, all orders are subject to the current version of the "General Terms and Conditions of Würth Elektronik eiSos Group", last version available at www.we-online.com.

7 Legal notice

7.1 Exclusion of liability

Würth Elektronik eiSos GmbH & Co. KG considers the information in this document to be correct at the time of publication. However, Würth Elektronik eiSos GmbH & Co. KG reserves the right to modify the information such as technical specifications or functions of its products or discontinue the production of these products or the support of one of these products without any written announcement or notification to customers. The customer must make sure that the information used corresponds to the latest published information. Würth Elektronik eiSos GmbH & Co. KG does not assume any liability for the use of its products. Würth Elektronik eiSos GmbH & Co. KG does not grant licenses for its patent rights or for any other of its intellectual property rights or third-party rights.

Notwithstanding anything above, Würth Elektronik eiSos GmbH & Co. KG makes no representations and/or warranties of any kind for the provided information related to their accuracy, correctness, completeness, usage of the products and/or usability for customer applications. Information published by Würth Elektronik eiSos GmbH & Co. KG regarding third-party products or services does not constitute a license to use such products or services or a warranty or endorsement thereof.

7.2 Suitability in customer applications

The customer bears the responsibility for compliance of systems or units, in which Würth Elektronik eiSos GmbH & Co. KG products are integrated, with applicable legal regulations. Customer acknowledges and agrees that it is solely responsible for compliance with all legal, regulatory and safety-related requirements concerning its products, and any use of Würth Elektronik eiSos GmbH & Co. KG components in its applications, notwithstanding any applications-related information or support that may be provided by Würth Elektronik eiSos GmbH & Co. KG. Customer represents and agrees that it has all the necessary expertise to create and implement safeguards which anticipate dangerous consequences of failures, monitor failures and their consequences lessen the likelihood of failures that might cause harm and take appropriate remedial actions. The customer will fully indemnify Würth Elektronik eiSos GmbH & Co. KG and its representatives against any damages arising out of the use of any Würth Elektronik eiSos GmbH & Co. KG components in safety-critical applications.

7.3 Trademarks

AMBER wireless is a registered trademark of Würth Elektronik eiSos GmbH & Co. KG. All other trademarks, registered trademarks, and product names are the exclusive property of the respective owners.

7.4 Usage restriction

Würth Elektronik eiSos GmbH & Co. KG products have been designed and developed for usage in general electronic equipment only. This product is not authorized for use in equipment

where a higher safety standard and reliability standard is especially required or where a failure of the product is reasonably expected to cause severe personal injury or death, unless the parties have executed an agreement specifically governing such use. Moreover, Würth Elektronik eiSos GmbH & Co. KG products are neither designed nor intended for use in areas such as military, aerospace, aviation, nuclear control, submarine, transportation (automotive control, train control, ship control), transportation signal, disaster prevention, medical, public information network etc. Würth Elektronik eiSos GmbH & Co. KG must be informed about the intent of such usage before the design-in stage. In addition, sufficient reliability evaluation checks for safety must be performed on every electronic component, which is used in electrical circuits that require high safety and reliability function or performance. By using Würth Elektronik eiSos GmbH & Co. KG products, the customer agrees to these terms and conditions.

8 License terms

These License terms will take effect upon the purchase and usage of the Würth Elektronik eiSos GmbH & Co. KG wireless connectivity products. You hereby agree that these license terms are applicable to the product and the incorporated software, firmware and source codes (collectively, "Software") made available by Würth Elektronik eiSos in any form, including but not limited to binary, executable or source code form.

The software included in any Würth Elektronik eiSos wireless connectivity product is purchased to you on the condition that you accept the terms and conditions of these license terms. You agree to comply with all provisions under these license terms.

8.1 Limited license

Würth Elektronik eiSos hereby grants you a limited, non-exclusive, non-transferable and royalty-free license to use the software and under the conditions that will be set forth in these license terms. You are free to use the provided software only in connection with one of the products from Würth Elektronik eiSos to the extent described in these license terms. You are entitled to change or alter the source code for the sole purpose of creating an application embedding the Würth Elektronik eiSos wireless connectivity product. The transfer of the source code to third parties is allowed to the sole extent that the source code is used by such third parties in connection with our product or another hardware provided by Würth Elektronik eiSos under strict adherence of these license terms. Würth Elektronik eiSos will not assume any liability for the usage of the incorporated software and the source code. You are not entitled to transfer the source code in any form to third parties without prior written consent of Würth Elektronik eiSos.

You are not allowed to reproduce, translate, reverse engineer, decompile, disassemble or create derivative works of the incorporated software and the source code in whole or in part. No more extensive rights to use and exploit the products are granted to you.

8.2 Usage and obligations

The responsibility for the applicability and use of the Würth Elektronik eiSos wireless connectivity product with the incorporated firmware in a particular customer design is always solely within the authority of the customer. Due to this fact, it is up to you to evaluate and investigate, where appropriate, and to decide whether the device with the specific product characteristics described in the product specification is valid and suitable for your respective application or not.

You are responsible for using the Würth Elektronik eiSos wireless connectivity product with the incorporated firmware in compliance with all applicable product liability and product safety laws. You acknowledge to minimize the risk of loss and harm to individuals and bear the risk for failure leading to personal injury or death due to your usage of the product.

Würth Elektronik eiSos' products with the incorporated firmware are not authorized for use in safety-critical applications, or where a failure of the product is reasonably expected to cause severe personal injury or death. Moreover, Würth Elektronik eiSos' products with the incorporated firmware are neither designed nor intended for use in areas such as military, aerospace, aviation, nuclear control, submarine, transportation (automotive control, train control, ship control), transportation signal, disaster prevention, medical, public information network etc. You

shall inform Würth Elektronik eiSos about the intent of such usage before design-in stage. In certain customer applications requiring a very high level of safety and in which the malfunction or failure of an electronic component could endanger human life or health, you must ensure to have all necessary expertise in the safety and regulatory ramifications of your applications. You acknowledge and agree that you are solely responsible for all legal, regulatory and safety-related requirements concerning your products and any use of Würth Elektronik eiSos' products with the incorporated firmware in such safety-critical applications, notwithstanding any applications-related information or support that may be provided by Würth Elektronik eiSos. YOU SHALL INDEMNIFY WÜRTH ELEKTRONIK EISOS AGAINST ANY DAMAGES ARISING OUT OF THE USE OF WÜRTH ELEKTRONIK EISOS' PRODUCTS WITH THE INCORPORATED FIRMWARE IN SUCH SAFETY-CRITICAL APPLICATIONS.

8.3 Ownership

The incorporated firmware created by Würth Elektronik eiSos is and will remain the exclusive property of Würth Elektronik eiSos.

8.4 Firmware update(s)

You have the opportunity to request the current and actual firmware for a bought wireless connectivity product within the time of warranty. However, Würth Elektronik eiSos has no obligation to update a modules firmware in their production facilities, but can offer this as a service on request. The upload of firmware updates falls within your responsibility, e.g. via ACC or another software for firmware updates. Firmware updates will not be communicated automatically. It is within your responsibility to check the current version of a firmware in the latest version of the product manual on our website. The revision table in the product manual provides all necessary information about firmware updates. There is no right to be provided with binary files, so called "firmware images", those could be flashed through JTAG, SWD, Spi-Bi-Wire, SPI or similar interfaces.

8.5 Disclaimer of warranty

THE FIRMWARE IS PROVIDED "AS IS". YOU ACKNOWLEDGE THAT WÜRTH ELEKTRONIK EISOS MAKES NO REPRESENTATIONS AND WARRANTIES OF ANY KIND RELATED TO, BUT NOT LIMITED TO THE NON-INFRINGEMENT OF THIRD PARTIES' INTELLECTUAL PROPERTY RIGHTS OR THE MERCHANTABILITY OR FITNESS FOR YOUR INTENDED PURPOSE OR USAGE. WÜRTH ELEKTRONIK EISOS DOES NOT WARRANT OR REPRESENT THAT ANY LICENSE, EITHER EXPRESS OR IMPLIED, IS GRANTED UNDER ANY PATENT RIGHT, COPYRIGHT, MASK WORK RIGHT, OR OTHER INTELLECTUAL PROPERTY RIGHT RELATING TO ANY COMBINATION, MACHINE, OR PROCESS IN WHICH THE WÜRTH ELEKTRONIK EISOS' PRODUCT WITH THE INCORPORATED FIRMWARE IS USED. INFORMATION PUBLISHED BY WÜRTH ELEKTRONIK EISOS REGARDING THIRD-PARTY PRODUCTS OR SERVICES DOES NOT CONSTITUTE A LICENSE FROM WÜRTH ELEKTRONIK EISOS TO USE SUCH PRODUCTS OR SERVICES OR A WARRANTY OR ENDORSEMENT THEREOF.

8.6 Limitation of liability

Any liability not expressly provided by Würth Elektronik eiSos shall be disclaimed. You agree to hold us harmless from any third-party claims related to your usage of the Würth Elektronik eiSos' products with the incorporated firmware, software and source code. Würth Elektronik eiSos disclaims any liability for any alteration, development created by you or your customers as well as for any combination with other products.

8.7 Applicable law and jurisdiction

Applicable law to these license terms shall be the laws of the Federal Republic of Germany. Any dispute, claim or controversy arising out of or relating to these license terms shall be resolved and finally settled by the court competent for the location of Würth Elektronik eiSos registered office.

8.8 Severability clause

If a provision of these license terms is or becomes invalid, unenforceable or null and void, this shall not affect the remaining provisions of the terms. The parties shall replace any such provisions with new valid provisions that most closely approximate the purpose of the terms.

8.9 Miscellaneous

Würth Elektronik eiSos reserves the right at any time to change this terms at its own discretion. It is your responsibility to check at Würth Elektronik eiSos homepage for any updates. Your continued usage of the products will be deemed as the acceptance of the change.

We recommend you to be updated about the status of new firmware and software, which is available on our website or in our data sheet and manual, and to implement new software in your device where appropriate.

By ordering a product, you accept these license terms in all terms.

List of Figures

1	The WE Thyone Wireless FeatherWing (2611059021001)	5
2	Block diagram - Thyone Wireless FeatherWing	6
3	Jumpers and their default state	11
4	Push buttons	13
5	Schematics	14
6	Assembly diagrams	15
7	Top, bottom and internal layers	16
8	Software architecture	18
9	Running the quick start example	20

List of Tables

1	Contents 2611059021001	6
3	Jumper JP1	12
4	Jumper JP2	12
5	Jumper JP2	12



Contact

Würth Elektronik eiSos GmbH & Co. KG
Division Wireless Connectivity & Sensors

Max-Eyth-Straße 1
74638 Waldenburg
Germany

Tel.: +49 651 99355-0
Fax.: +49 651 99355-69
www.we-online.com/wireless-connectivity

WÜRTH ELEKTRONIK MORE THAN YOU EXPECT