

Overview



Characteristics

- Ferrite core made of NiZn, a material which works in a wide frequency range
- Many different types for the best possible interference suppression
- Operating temperature: -55 °C up to +150 °C

Applications

- In general for: wires, coaxial cables, wire-wrapping cables, multiconductor wires
- Data and signal lines
- On board power supply line
- Multimedia cable interfaces
- Various, other cable interfaces

Certification:

RoHS Approval	Compliant [2011/65/EU&2015/863]
REACH Approval	Conform or declared [(EC)1907/2006]
Halogen Free	Conform [JEDEC JS709B]
Halogen Free	Conform [IEC 61249-2-21]
Component Qualification	AEC-Q200 Grade 0
Automotive Approval	Released

General Information:

Operating Temperature	-55 up to +150 °C
Storage Conditions (in original packaging)	< 40 °C ; < 75 % RH
Moisture Sensitivity Level (MSL)	1

[ORDER
SAMPLES](#)[SIMULATE IN
REDEXPERT](#)

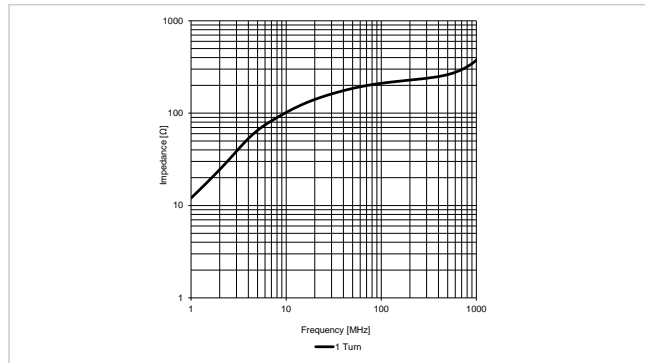
Specific Information

Order Code	Ø Cable max. (mm)	Ø OD (mm)	Ø ID (mm)	H (mm)	Z @ 25 MHz 1 turn (Ω)	Z @ 100 MHz 1 turn (Ω)	Revision
Size AEFA							
782013033150	3.3	12	3.55	15	150	205	001.005
782013044095	4.4	9.5	4.75	9.5	60	84	001.005
782013046185	4.6	11.5	5	18.5	135	186	001.005
782013046250	4.6	11.5	5	25	185	255	001.005
782013057450	5.7	12	6.1	45	255	370	001.005
782013059285	5.9	14	6.3	28.5	195	270	001.006
782013068250	6.8	14	7.2	25	150	210	001.005
782013069155	6.9	12	7.3	15.5	70	100	001.005
782013069285	6.9	15.5	7.3	28.5	190	270	001.005
782013076285	7.6	16	8	28.5	170	240	001.005
782013076508	7.6	16	8	50.8	325	460	001.005
782013079285	7.9	14	8.2	28.5	140	200	001.005
782013086280	8.6	16	9	28	140	205	001.005
782013091285	9.7	17.5	9.5	28.5	150	220	001.005
782013100280	10	15.5	10.5	28	100	150	001.005
782013110508	11	19	11.5	50.8	235	345	001.005
782013125280	12.5	19	13	28	95	150	001.005
782013125285	12.5	26	13	28.5	170	240	001.005
782013150285	15	26	15.5	28.5	130	190	001.005

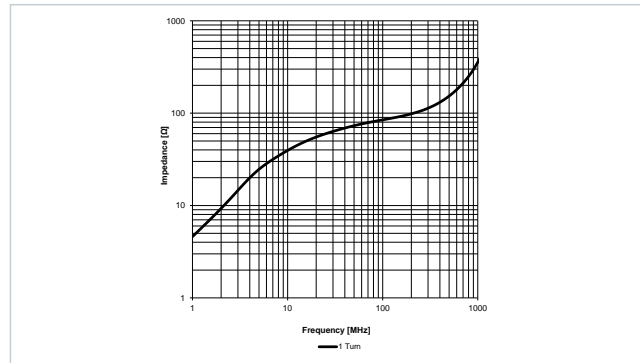
[ORDER
SAMPLES](#)
[SIMULATE IN
REDEXPERT](#)


Diagrams

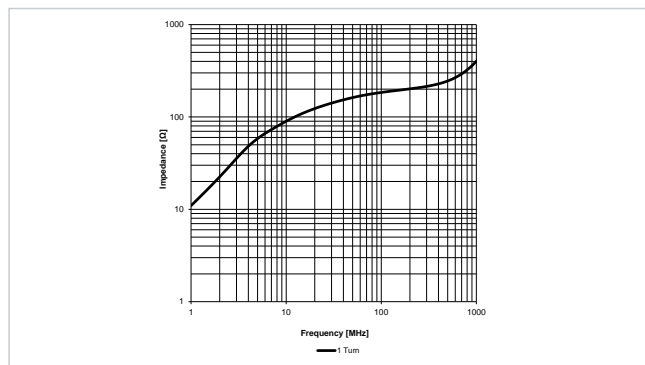
Typical Impedance Characteristics: 782013033150



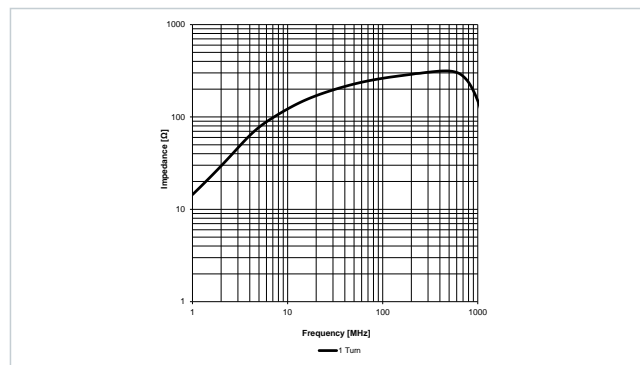
Typical Impedance Characteristics: 782013044095



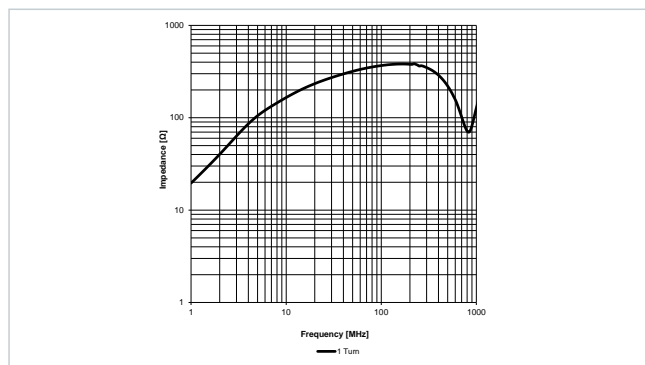
Typical Impedance Characteristics: 782013046185



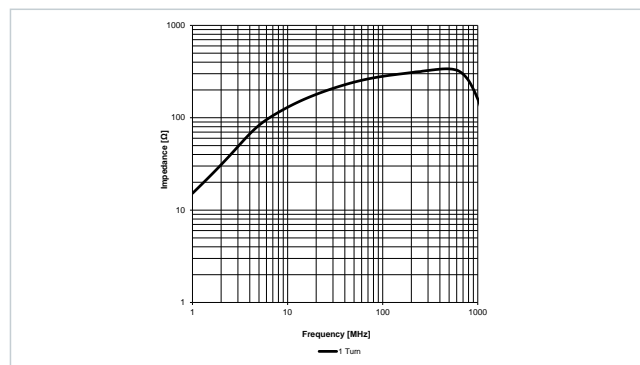
Typical Impedance Characteristics: 782013046250



Typical Impedance Characteristics: 782013057450



Typical Impedance Characteristics: 782013059285



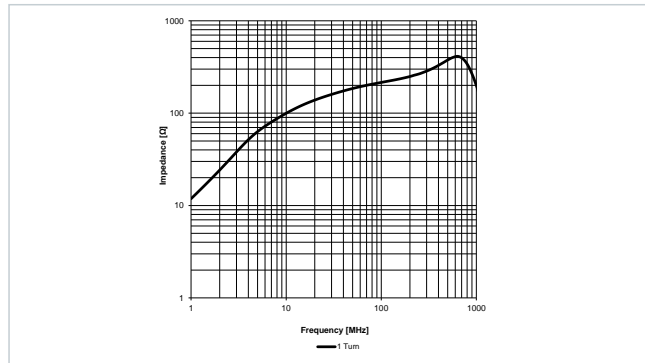
ORDER
SAMPLES

SIMULATE IN
REDEXPERT

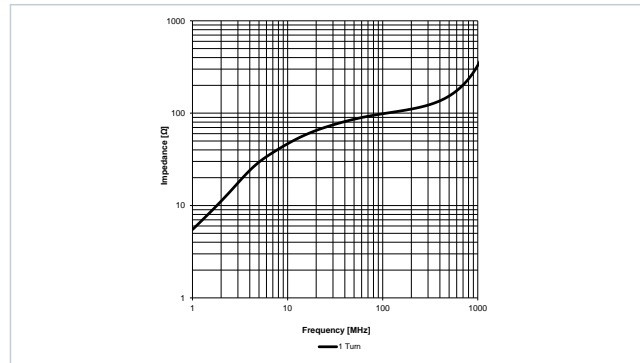


Diagrams

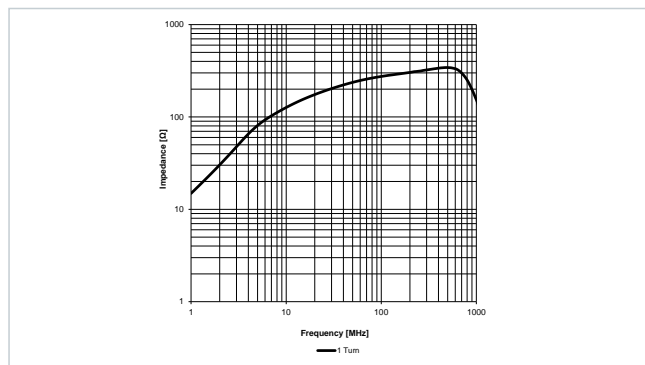
Typical Impedance Characteristics: 782013068250



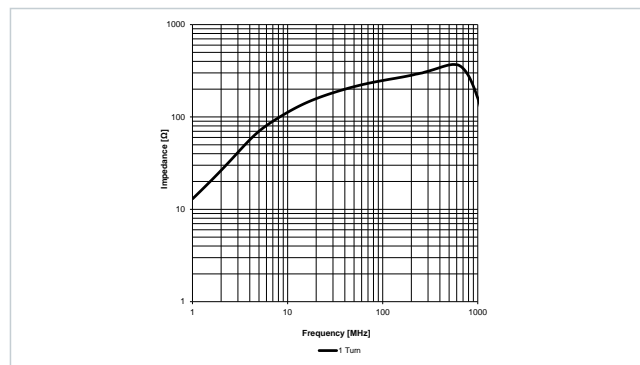
Typical Impedance Characteristics: 782013069155



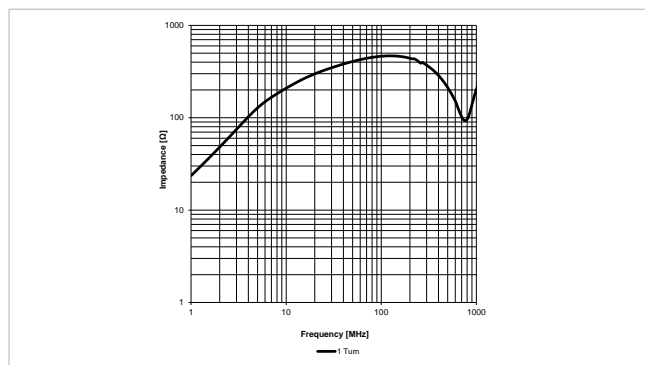
Typical Impedance Characteristics: 782013069285



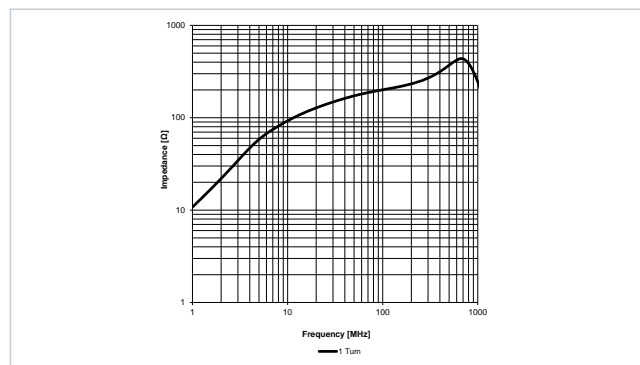
Typical Impedance Characteristics: 782013076285



Typical Impedance Characteristics: 782013076508



Typical Impedance Characteristics: 782013079285



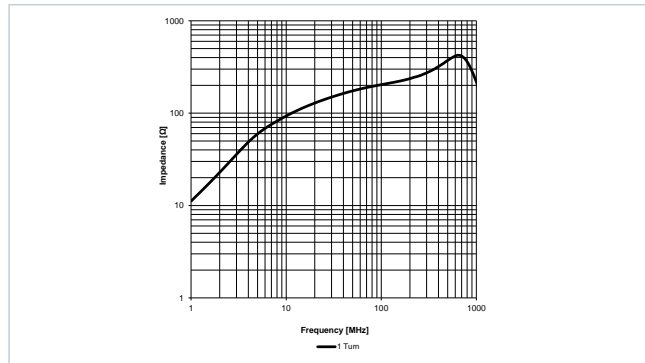
**ORDER
SAMPLES**

**SIMULATE IN
REDEXPERT**

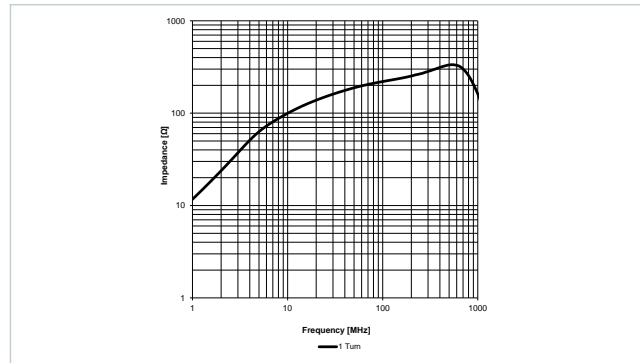


Diagrams

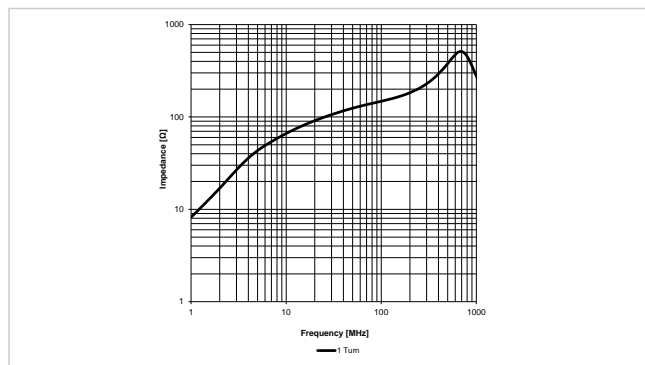
Typical Impedance Characteristics: 782013086280



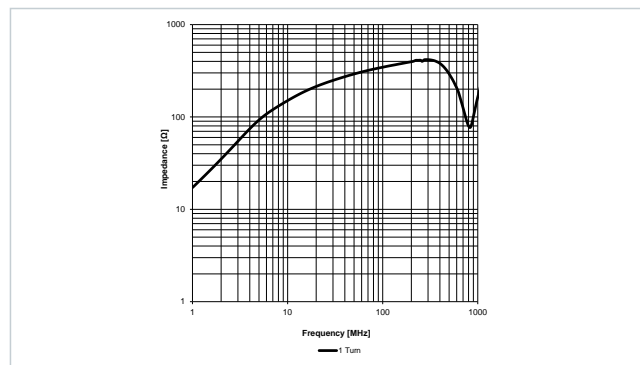
Typical Impedance Characteristics: 782013091285



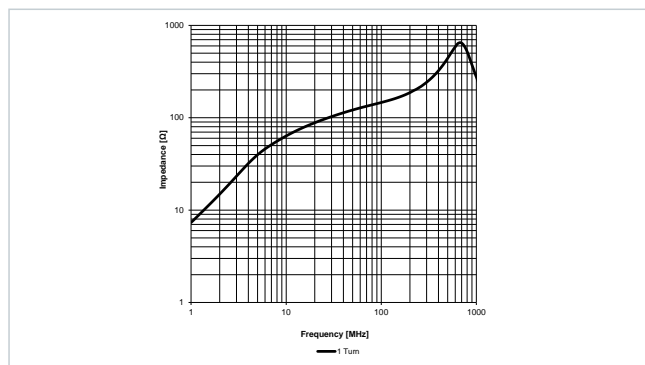
Typical Impedance Characteristics: 782013100280



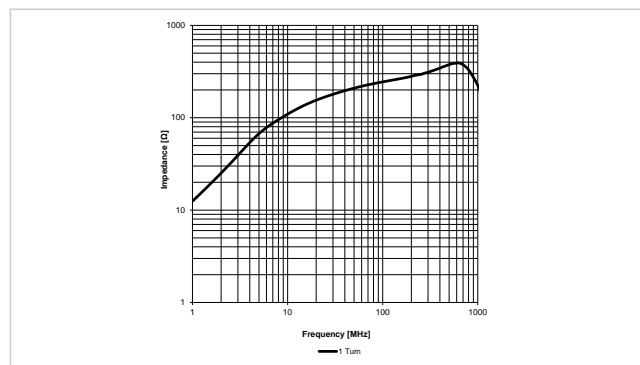
Typical Impedance Characteristics: 782013110508



Typical Impedance Characteristics: 782013125280



Typical Impedance Characteristics: 782013125285



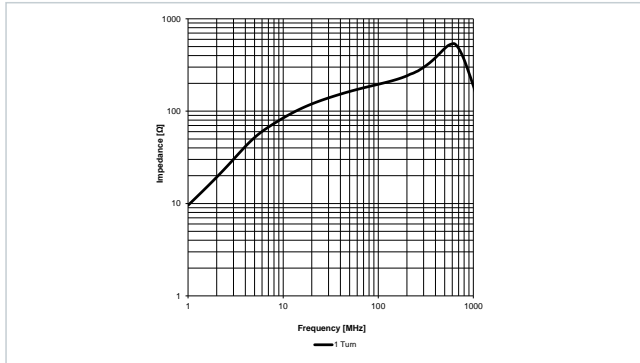
**ORDER
SAMPLES**

**SIMULATE IN
REDEXPERT**



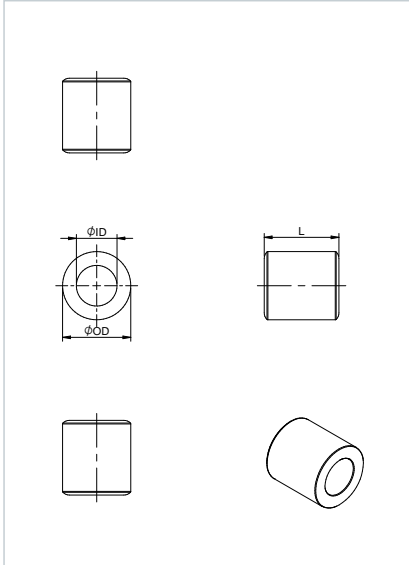
Diagrams

Typical Impedance Characteristics: 782013150285

[ORDER
SAMPLES](#)[SIMULATE IN
REDEXPERT](#)

Dimensions

Dimensions: [mm]



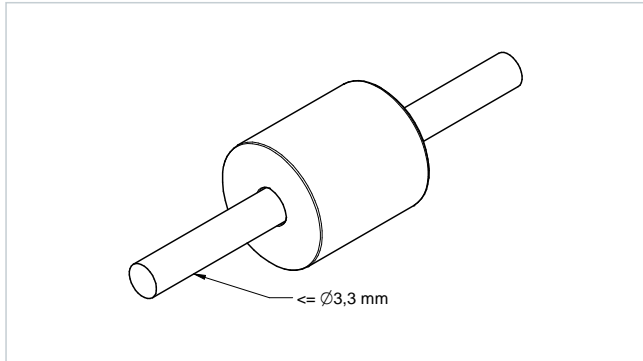
ORDER
SAMPLES

SIMULATE IN
REDEXPERT

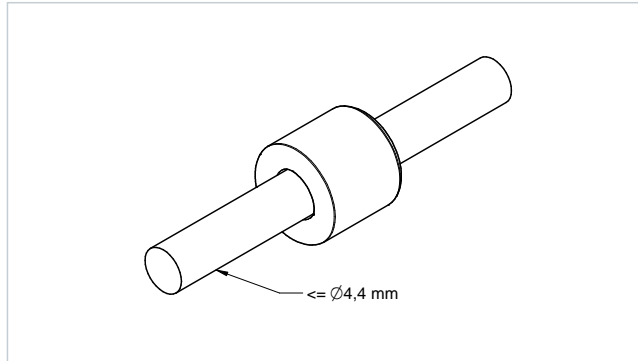


Drawings

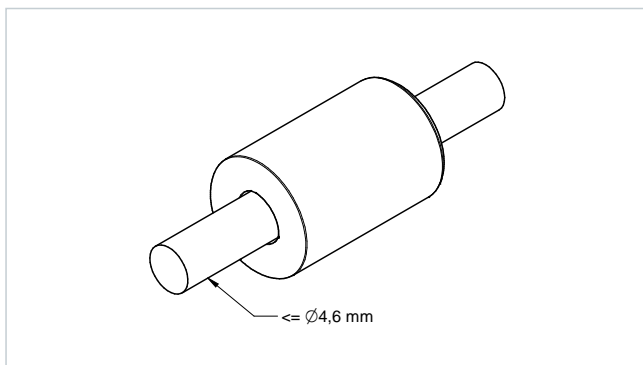
Applicable Cable Diameter: [mm] 782013033150



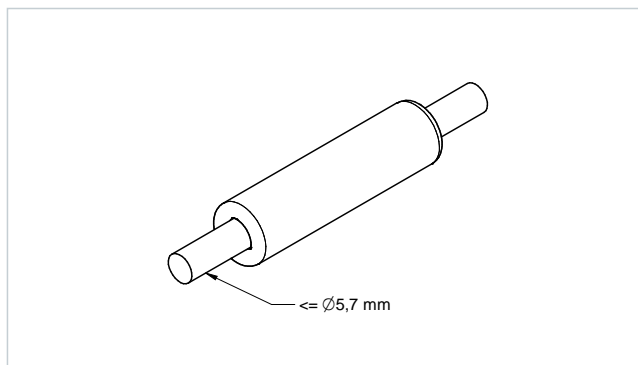
Applicable Cable Diameter: [mm] 782013044095



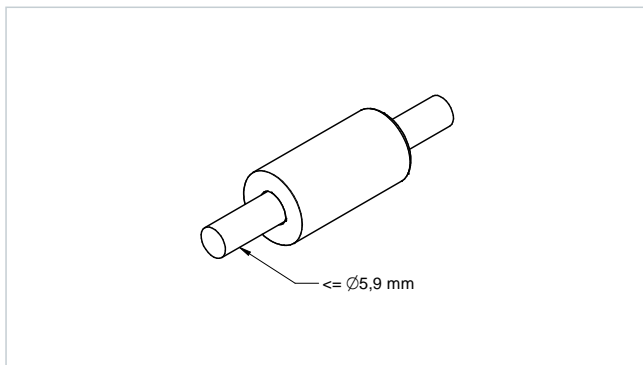
**Applicable Cable Diameter: [mm]
782013046185/782013046250**



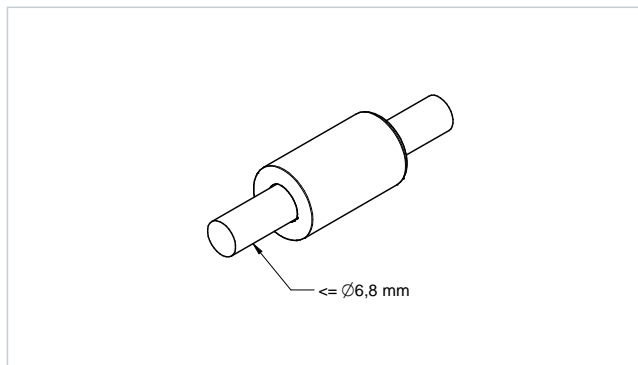
Applicable Cable Diameter: [mm] 782013057450



Applicable Cable Diameter: [mm] 782013059285



Applicable Cable Diameter: [mm] 782013068250



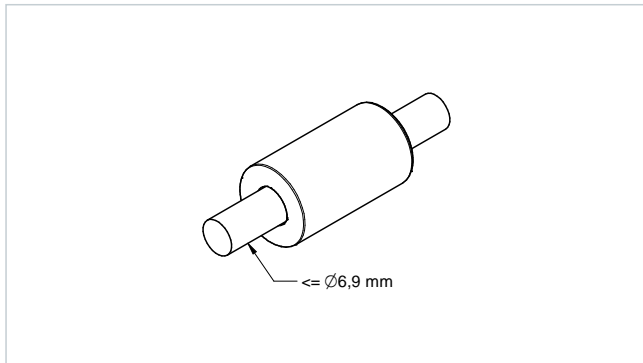
**ORDER
SAMPLES**

**SIMULATE IN
REDEXPERT**

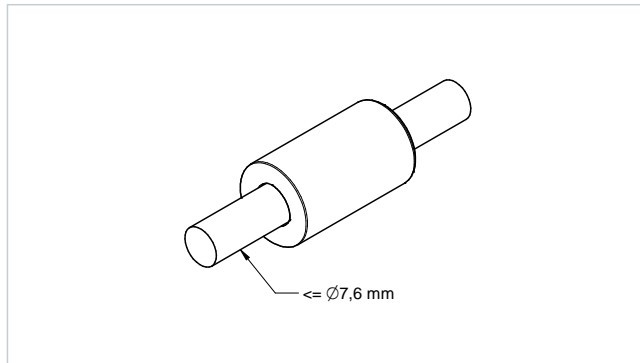


Drawings

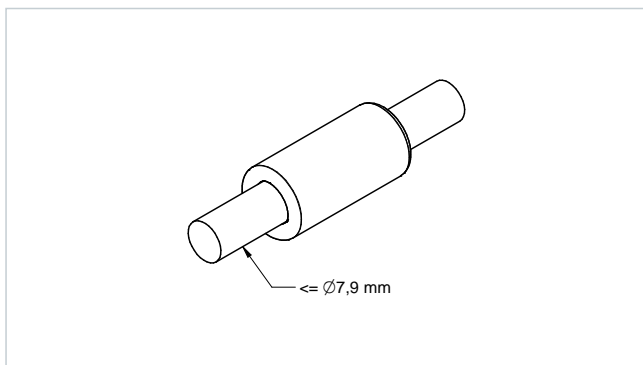
**Applicable Cable Diameter: [mm]
782013069155/782013069285**



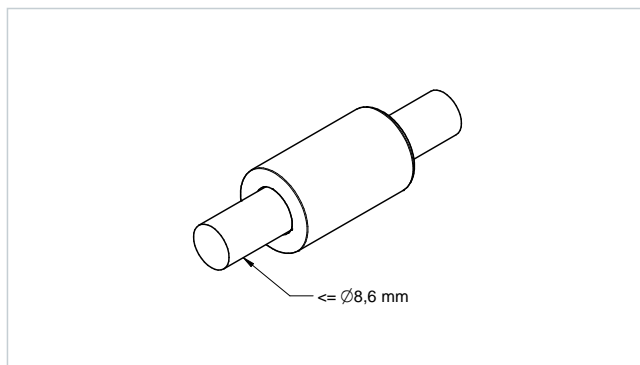
**Applicable Cable Diameter: [mm]
782013076285/782013076508**



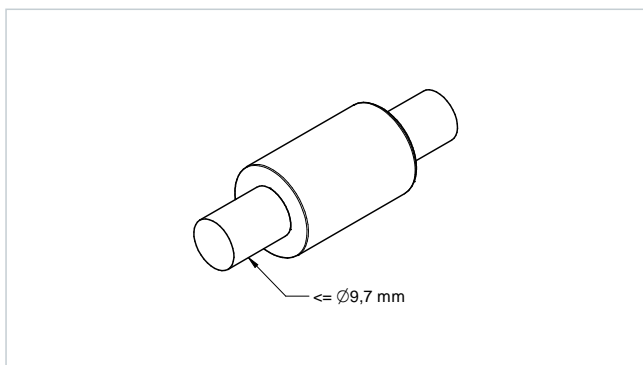
Applicable Cable Diameter: [mm] 782013079285



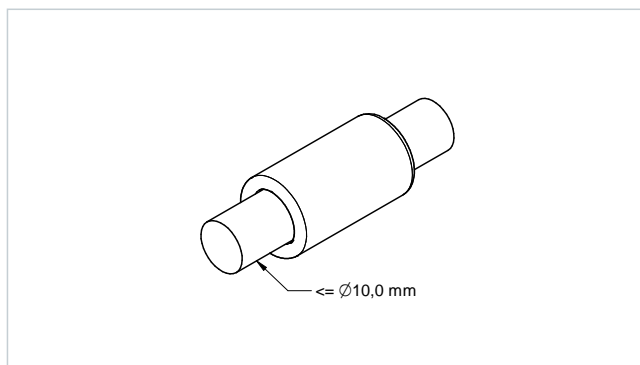
Applicable Cable Diameter: [mm] 782013086280



Applicable Cable Diameter: [mm] 782013091285



Applicable Cable Diameter: [mm] 782013100280

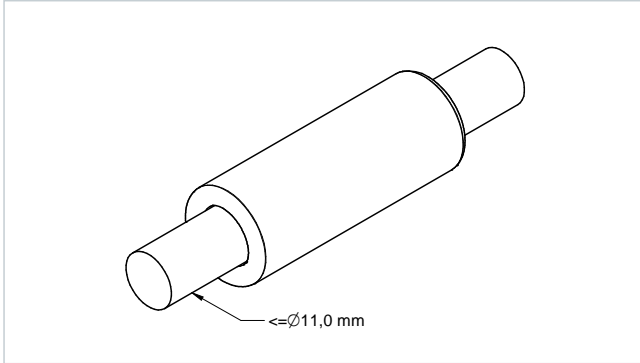
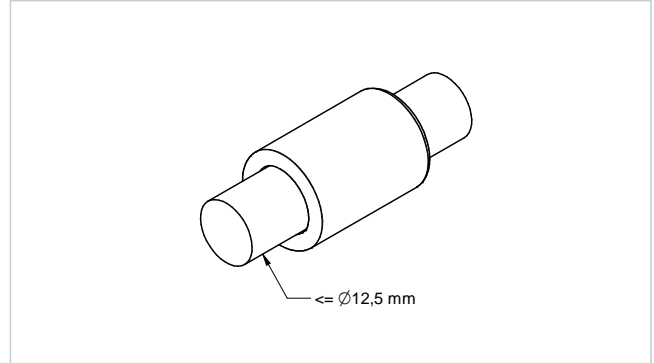
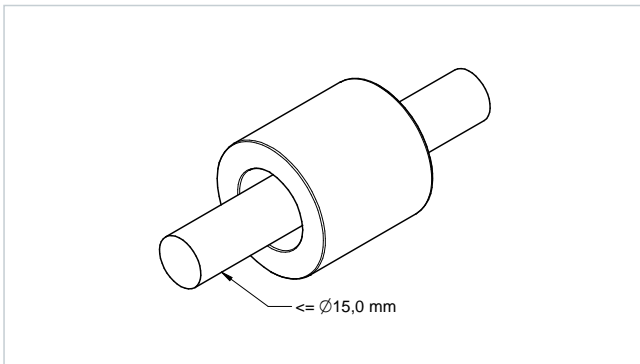


**ORDER
SAMPLES**

**SIMULATE IN
REDEXPERT**



Drawings

Applicable Cable Diameter: [mm] 782013110508**Applicable Cable Diameter: [mm]
782013125280/782013125285****Applicable Cable Diameter: [mm] 782013150285****ORDER
SAMPLES****SIMULATE IN
REDEXPERT**

Cautions and Warnings:

General:

- This electronic component is designed and manufactured for use in general electronic equipment.
- Würth Elektronik must be asked for written approval (following the PPAP procedure) before incorporating the components into any equipment in fields such as military, aerospace, aviation, nuclear control, submarine, transportation (automotive control, train control, ship control), transportation signal, disaster prevention, medical, public information network, etc. where higher safety and reliability are especially required and/or if there is the possibility of direct damage or human injury.
- Electronic components that will be used in safety-critical or high-reliability applications, should be pre-evaluated by the customer
- The component is designed and manufactured to be used within the datasheet specified values. If the usage and operation conditions specified in the datasheet are not met, the component may be damaged or dissolved.
- Do not drop or impact the components, the component may be damaged
- Würth Elektronik products are qualified according to international standards, which are listed in each product reliability report. Würth Elektronik does not warrant any customer qualified product characteristics beyond Würth Elektronik's specifications, for its validity and sustainability over time.
- The responsibility for the applicability of the customer specific products and use in a particular customer design is always within the authority of the customer. All technical specifications for standard products also apply to customer specific products.

Product specific:

Cleaning and Washing:

- Washing agents used during the production to clean the customer application might damage or change the characteristics of the component. Washing agents may have a negative effect on the long-term functionality of the product.

Potting:

- If the product is potted in the customer application, the potting material might shrink or expand during and after hardening. Shrinking could lead to an incomplete seal, allowing contaminants into the core. Expansion could damage the components. We recommend a manual inspection after potting to avoid these effects

Storage Conditions:

- A storage of Würth Elektronik products for longer than 12 months is not recommended. The material characteristics of the electronic components form a limiting factor for the storage stability. Therefore, all products shall be used within the period of 12 months based on the day of shipment.
- Do not expose the components to direct sunlight.
- The storage conditions in the original packaging are defined according to DIN EN 61760-2.

- The storage conditions stated in the original packaging apply to the storage time and not to the transportation time of the components.

Packaging:

- The packaging specifications apply only to purchase orders comprising whole packaging units. If the ordered quantity exceeds or is lower than the specified packaging unit, packaging in accordance with the packaging specifications cannot be ensured.

Handling:

- Violation of the technical product specifications such as exceeding the maximum outer diameter of the cable will void the warranty.
- The usage in an acid as well as salty environment can be the reason for oxide (rust) on the surface of the ferrite body, damage or changes of the material characteristics. The acid or salty environment may have a negative effect on the long-term function of the product.
- If a component is pre-assembled with an adhesive tape, the adhesive duration and operating temperature cannot be guaranteed. This depends on the surface where the component will be mounted on. It also depends on the environmental conditions the component is exposed to. The customer has to evaluate this for his specific application.
- The temperature rise of the component must be taken into consideration. The operating temperature is comprised of ambient temperature and temperature rise of the component. The operating temperature of the component shall not exceed the maximum temperature specified.

These cautions and warnings comply with the state of the scientific and technical knowledge and are believed to be accurate and reliable. However, no responsibility is assumed for inaccuracies or incompleteness.

**ORDER
SAMPLES****SIMULATE IN
REDEXPERT**

Important Notes

The following conditions apply to all goods within the product range of Würth Elektronik eiSos GmbH & Co. KG:

1. General Customer Responsibility

Some goods within the product range of Würth Elektronik eiSos GmbH & Co. KG contain statements regarding general suitability for certain application areas. These statements about suitability are based on our knowledge and experience of typical requirements concerning the areas, serve as general guidance and cannot be estimated as binding statements about the suitability for a customer application. The responsibility for the applicability and use in a particular customer design is always solely within the authority of the customer. Due to this fact it is up to the customer to evaluate, where appropriate to investigate and decide whether the device with the specific product characteristics described in the product specification is valid and suitable for the respective customer application or not.

2. Customer Responsibility related to Specific, in particular Safety-Relevant Applications

It has to be clearly pointed out that the possibility of a malfunction of electronic components or failure before the end of the usual lifetime cannot be completely eliminated in the current state of the art, even if the products are operated within the range of the specifications. In certain customer applications requiring a very high level of safety and especially in customer applications in which the malfunction or failure of an electronic component could endanger human life or health it must be ensured by most advanced technological aid of suitable design of the customer application that no injury or damage is caused to third parties in the event of malfunction or failure of an electronic component. Therefore, customer is cautioned to verify that data sheets are current before placing orders. The current data sheets can be downloaded at www.we-online.com.

3. Best Care and Attention

Any product-specific notes, cautions and warnings must be strictly observed. Any disregard will result in the loss of warranty.

4. Customer Support for Product Specifications

Some products within the product range may contain substances which are subject to restrictions in certain jurisdictions in order to serve specific technical requirements. Necessary information is available on request. In this case the field sales engineer or the internal sales person in charge should be contacted who will be happy to support in this matter.

5. Product R&D

Due to constant product improvement product specifications may change from time to time. As a standard reporting procedure of the Product Change Notification (PCN) according to the JEDEC-Standard inform about minor and major changes. In case of further queries regarding the PCN, the field sales engineer or the internal sales person in charge should be contacted. The basic responsibility of the customer as per Section 1 and 2 remains unaffected.

6. Product Life Cycle

Due to technical progress and economical evaluation we also reserve the right to discontinue production and delivery of products. As a standard reporting procedure of the Product Termination Notification (PTN) according to the JEDEC-Standard we will inform at an early stage about inevitable product discontinuance. According to this we cannot guarantee that all products within our product range will always be available. Therefore it needs to be verified with the field sales engineer or the internal

sales person in charge about the current product availability expectancy before or when the product for application design-in disposal is considered. The approach named above does not apply in the case of individual agreements deviating from the foregoing for customer-specific products.

7. Property Rights

All the rights for contractual products produced by Würth Elektronik eiSos GmbH & Co. KG on the basis of ideas, development contracts as well as models or templates that are subject to copyright, patent or commercial protection supplied to the customer will remain with Würth Elektronik eiSos GmbH & Co. KG. Würth Elektronik eiSos GmbH & Co. KG does not warrant or represent that any license, either expressed or implied, is granted under any patent right, copyright, mask work right, or other intellectual property right relating to any combination, application, or process in which Würth Elektronik eiSos GmbH & Co. KG components or services are used.

8. General Terms and Conditions

Unless otherwise agreed in individual contracts, all orders are subject to the current version of the "General Terms and Conditions of Würth Elektronik eiSos Group", last version available at www.we-online.com.

ORDER
SAMPLES

SIMULATE IN
REDEXPERT

