

CUSTOMER TERMINAL	RoHS	LEAD(Pb)--FREE
Sn 96%, Ag 4%	Yes	Yes

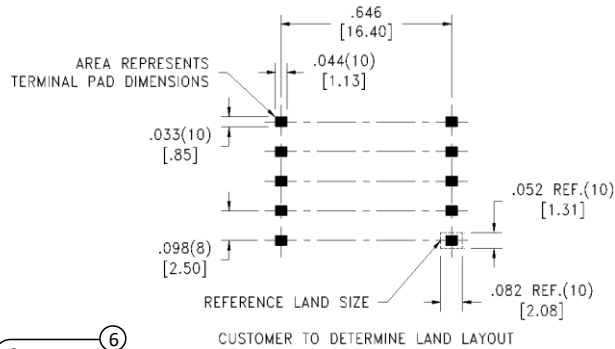
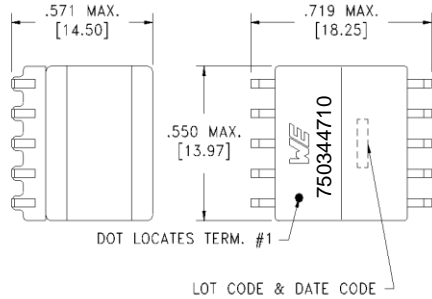
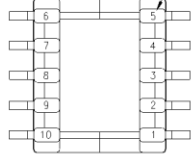
more than you expect



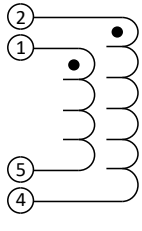
ELECTRICAL SPECIFICATIONS @ 25° C unless otherwise noted:

PARAMETER	TEST CONDITIONS	VALUE
D.C. RESISTANCE	1-4 tie(1+2,4+5), @20°C	0.05 ohms max.
D.C. RESISTANCE	6-10 tie(6+7,9+10), @20°C	0.05 ohms max.
INDUCTANCE	1-4 tie(1+2,4+5), 1kHz, 1V, Ls	20.00µH ±10%
LEAKAGE INDUCTANCE	1-4 tie(1+2,4+5,6+7+9+10), 100kHz, 100mV, Ls	0.06µH typ., 0.15µH max.
DIELECTRIC	1-10 tie(1+2,9+10), 625VAC, 1 second	500VAC, 1 minute
TURNS RATIO	(6-9):(2-4)	1:1, ±2%
TURNS RATIO	(7-10):(2-4)	1:1, ±2%
TURNS RATIO	(1-5):(2-4)	1:1, ±2%

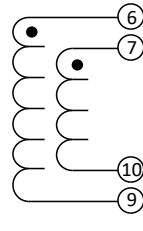
TERM. NO.'s FOR REF. ONLY



PRI
24Vdc
400kHz



SEC
12V - 0.75A



GENERAL SPECIFICATIONS:

OPERATING TEMPERATURE RANGE: -40°C to +125°C including temp rise.

Customer to tie terminals 1+2, 4+5, 6+7 and 9+10 on PC board.

Application of the transformer allows for the leadwires between terminals 1&2, 4&5, 6&7 and 9&10 to solder bridge.

Wire insulation & RoHS status not affected by wire color. Wire insulation color may vary depending on availability.

DFM	Packaging Specifications	<p>CONVENTION PLACEMENT</p>	Tolerances unless otherwise specified: Angles: ±1° Decimals: ±.005 [.13] Fractions: ±1/64 Footprint: ±.005 [.13]	DRAWING TITLE TRANSFORMER	PART NO. 750344710
DATE	Method: Tape & Reel		This drawing is dual dimensioned. Dimensions in brackets are in millimeters.		
ENG	PKG-1053				
REV.	00				
DATE	2020/5/5	www.we-online.com/midcom	SPECIFICATION SHEET 1 OF 1		