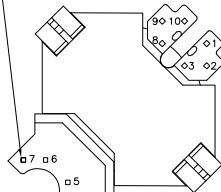


CUSTOMER TERMINAL	RoHS	LEAD(Pb)-FREE
Sn96%, Ag4%	Yes	Yes

more than you expect

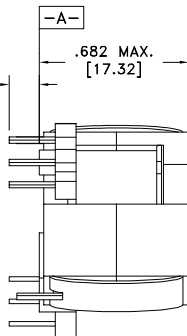


PART MUST INSERT FULLY TO SURFACE A IN RECOMMENDED GRID .020 SQ.(10) [.51]



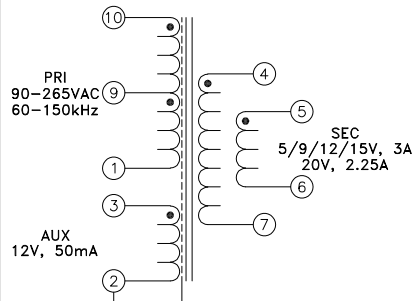
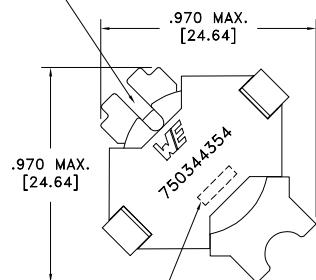
TERM. NO.'s FOR REF. ONLY

.100 MIN. [2.54]



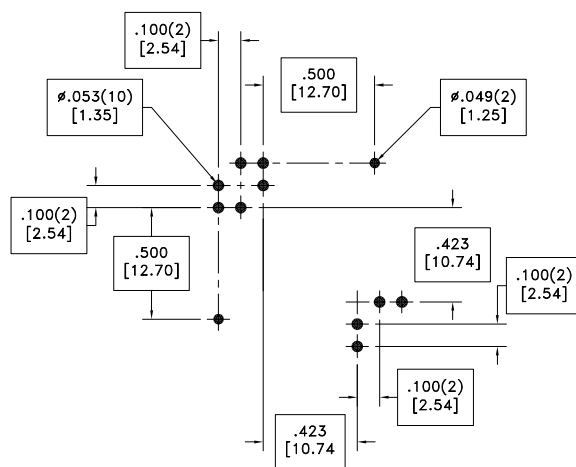
LOT CODE & DATE CODE

NOTCH IN UPPER FLANGE LOCATES TERM. #1 SIDE



Customer to tie terminals 4+5 and 6+7 on PC board.

Application of the transformer allows for the leadwires between terminals 4&5 and 6&7 to solder bridge.



ELECTRICAL SPECIFICATIONS @ 25°C unless otherwise noted:

PARAMETER	TEST CONDITIONS	VALUE
D.C. RESISTANCE	10-1 @20°C	0.32 ohms max.
D.C. RESISTANCE	4-7 tie(4+5, 6+7), @20°C	0.02 ohms max.
D.C. RESISTANCE	3-2 @20°C	0.41 ohms max.
INDUCTANCE	10-1 100kHz, 100mVAC, Ls	400.00uH ±10%
SATURATION CURRENT	10-1 20% rolloff from initial	2A
LEAKAGE INDUCTANCE	10-1 tie(4+5+6+7), 100kHz, 100mVAC, Ls	10uH max.
DISTRIBUTED CAPACITANCE	10-1 100mVAC, Cs	50pF typ.
DIELECTRIC	10-4 tie(1+2, 4+5), 4000VAC, 1 second	4000VAC, 1 minute
DIELECTRIC	10-3 625VAC, 1 second	-
URNS RATIO	(10-1):(4-7), tie(4+5, 6+7)	7.5:1
URNS RATIO	(10-1):(3-2)	3.21:1

GENERAL SPECIFICATIONS:

OPERATING TEMPERATURE RANGE: -40°C to +125°C including temp rise.

Designed to comply with the following requirements as defined by IEC62368-1, EN62368-1, UL62368-1/CSA62368-1 and AS/NZS62368.1:

- Reinforced insulation for a primary circuit at a working voltage of 265Vrms, 400Vpeak, Overvoltage Category II, Pollution Degree 2.

Designed to comply with the following requirements as defined by IEC61558-2-16 and EN61558-2-16:

- Reinforced insulation for a primary circuit at a working voltage of 265Vrms, 400Vpeak, (operating frequency of <1MHz), Pollution Degree 2.

Wire insulation & RoHS status not affected by wire color.
Wire insulation color may vary depending on availability.

REV.	DATE	Packaging Specifications	CONVENTION PLACEMENT	Tolerances unless otherwise specified: Angles: ±1° Fractions: ±1/64 Decimals: ±.005 [.13] Footprint: ±.001 [.03]	DRAWING TITLE TRANSFORMER	PART NO. 750344354
6C	12/22	Method: Tray PKG-0002 www.we-online.com/midcom				
6B	10/22					
6A	6/21	SEE REVISION SHEET FOR REVISION LEVEL		This drawing is dual dimensioned. Dimensions in brackets are in millimeters.	eiSos p/n: 750344354	SPECIFICATION SHEET 1 OF 1

