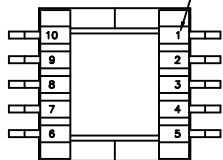
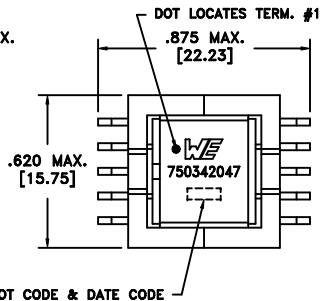
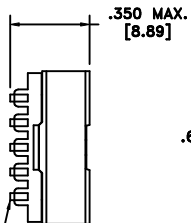


CUSTOMER TERMINAL	RoHS	LEAD(Pb)-FREE
Sn96%, Ag4%	Yes	Yes

TERM. NO.'s FOR REF. ONLY



.016 X .028(10)
[.41 X .71]

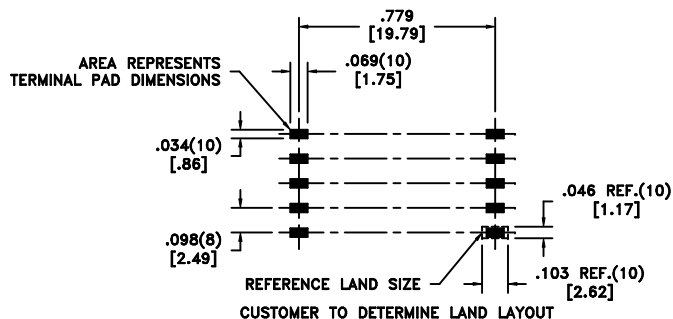
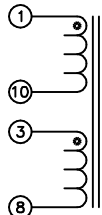


ELECTRICAL SPECIFICATIONS @ 25°C unless otherwise noted:

PARAMETER	TEST CONDITIONS	VALUE
D.C. RESISTANCE	1-10 @20°C	0.27 ohms max.
D.C. RESISTANCE	3-8 @20°C	0.22 ohms max.
INDUCTANCE	1-10 50kHz, 100mVAC, I _s	180uH ±10%
DIELECTRIC	1-3 625VAC, 1second	-
TURNS RATIO	(1-10):(3-8)	2.44:1, ±2%

GENERAL SPECIFICATIONS:

OPERATING TEMPERATURE RANGE: -40°C to +125°C including temp rise.



Reference Design

Wire insulation & RoHS status not affected by wire color.
Wire insulation color may vary depending on availability.

REV.	DATE	Packaging Specifications Method: Tape & Reel PKG-0222 www.we-online.com/midcom		Tolerances unless otherwise specified: Angles: ±1° Decimals: ±.005 [.13] Fractions: ±1/64 Footprint: ±.005 [.13]	DRAWING TITLE INDUCTOR BUCK-BOOST	PART NO. 750342047
01	10/13	SEE REVISION SHEET FOR REVISION LEVEL	CONVENTION PLACEMENT	This drawing is dual dimensioned. Dimensions in brackets are in millimeters.	eiSos p/n: 750342047	SPECIFICATION SHEET 1 OF 1
00	8/13					