CUSTOMER TERMINAL	RoHS	LEAD(Pb)-FREE
Sn96%, Ag4%	Yes	Yes

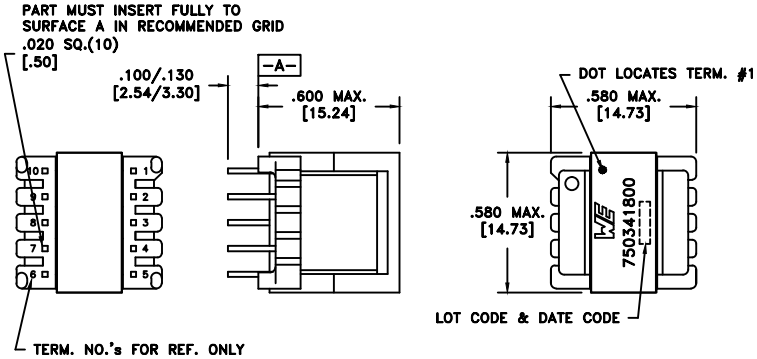

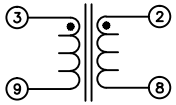

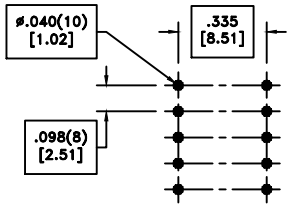

RECOMMENDED
P.C. PATTERN, COMPONENT SIDE

ELECTRICAL SPECIFICATIONS @ 25°C unless otherwise noted:

PARAMETER		TEST CONDITIONS	VALUE
D.C. RESISTANCE	3-9	@20°C	1.10 ohms max.
D.C. RESISTANCE	2-8	@20°C	1.00 ohms max.
INDUCTANCE	3-9	50kHz, 100mVAC, Ls	500 uH ±10%
Isat	3-9	roll off 20% from initial	0.7 A
LEAKAGE INDUCTANCE	3-9	tie(2+8), 100kHz, 100mVAC, Ls	25 uH max.
DIELECTRIC	2-3	1250VAC, 1 second	1000VAC, 1 minute
TURNS RATIO		(3-9):(2-8)	1.69:1, ±2%

GENERAL SPECIFICATIONS:
OPERATING TEMPERATURE RANGE: -40°C to +125°C including temp. rise.

REFERENCE DESIGN

Wire insulation & RoHS status not affected by wire color.
Wire insulation color may vary depending on availability.

REV.	DATE
02	6/13
01	5/13
00	3/13

Packaging Specifications
Method: Tray
PKG-0101
www.we-online.com/midcom

CONVENTION PLACEMENT

SEE REVISION SHEET FOR REVISION LEVEL

Tolerances unless otherwise specified:
Angles: ±1° Decimals: ±.005 [.13]
Fractions: ±1/64 Footprint: ±.001 [.03]

This drawing is dual dimensioned. Dimensions in brackets are in millimeters.

DRAWING TITLE
INDUCTOR

eiSos p/n: 750341800

PART NO.
750341800

SPECIFICATION SHEET 1 OF 1