

CUSTOMER TERMINAL	RoHS	LEAD(Pb)-FREE
Sn96%, Ag4%	Yes	Yes



ELECTRICAL SPECIFICATIONS @ 25°C unless otherwise noted:

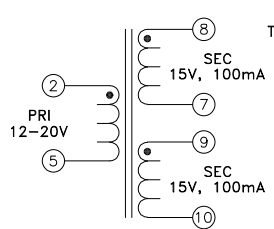
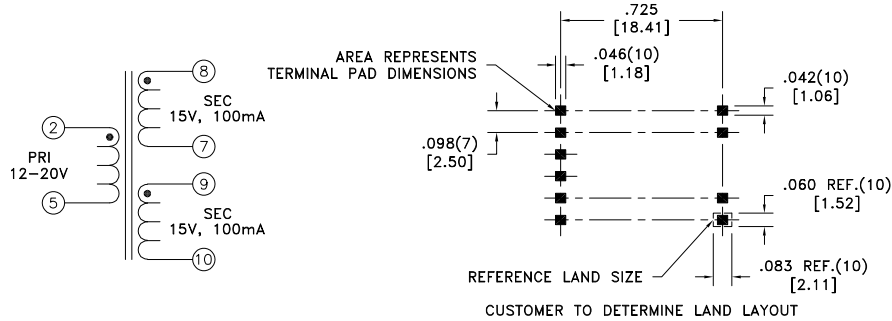
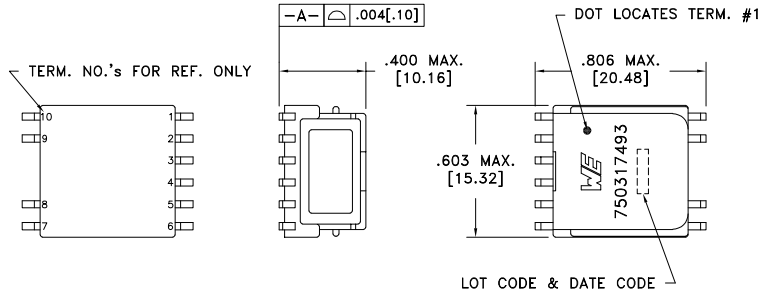
PARAMETER	TEST CONDITIONS	VALUE
D.C. RESISTANCE	2-5 @20°C	0.265 ohms ±20%
D.C. RESISTANCE	8-7 @20°C	0.290 ohms ±20%
D.C. RESISTANCE	9-10 @20°C	0.290 ohms ±20%
INDUCTANCE	2-5 100kHz, 100mVAC, Ls	1.40mH typ., 0.90mH min.
LEAKAGE INDUCTANCE	2-5 tie(7+8), 100kHz, 100mVAC, Ls	400nH typ., 800nH max.
LEAKAGE INDUCTANCE	2-5 tie(9+10), 100kHz, 100mVAC, Ls	400nH typ., 800nH max.
INTERWINDING CAPACITANCE	2-8 10kHz, 10mVAC, Cs	5.0pF typ., 10.0pF max.
INTERWINDING CAPACITANCE	2-9 10kHz, 10mVAC, Cs	5.0pF typ., 10.0pF max.
INTERWINDING CAPACITANCE	2-10 tie(8+9), 10kHz, 10mVAC, Cs	7.0pF typ., 12.0pF max.
DIELECTRIC	2-10 tie(8+9), 4500VAC, 2 seconds	4500VAC, 1 minute
DIELECTRIC	8-9 1000VAC, 2 seconds	1000VAC, 1 minute
TURNS RATIO	(8-7):(2-5)	1.07:1, ±2%
TURNS RATIO	(9-10):(2-5)	1.07:1, ±2%

GENERAL SPECIFICATIONS:

OPERATING TEMPERATURE RANGE: -40°C to +120°C including temp rise.

Safety standard undefined.

VOLTAGE-TIME: 50Vus min. based on a unipolar waveform.



Wire insulation & RoHS status not affected by wire color.
Wire insulation color may vary depending on availability.

REV.	DATE	Packaging Specifications Method: Tape & Reel PKG-1195 www.we-online.com/midcom		Tolerances unless otherwise specified: Angles: ±1° Fractions: ±1/64 Decimals: ±.005 [.13] Footprint: ±.005 [.13]	DRAWING TITLE TRANSFORMER	PART NO. 750317493
6B	3/21			This drawing is dual dimensioned. Dimensions in brackets are in millimeters.	eiSos p/n: 750317493	
6A	4/19	SEE REVISION SHEET FOR REVISION LEVEL				SPECIFICATION SHEET 1 OF 1