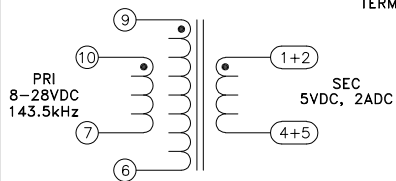
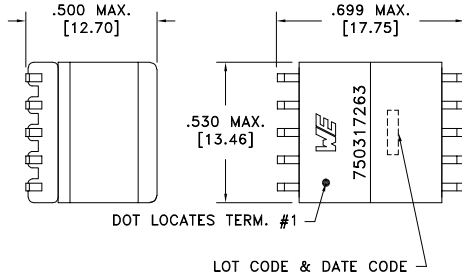
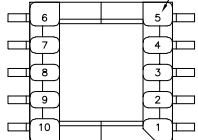


CUSTOMER TERMINAL	RoHS	LEAD(Pb)-FREE
Sn96%, Ag4%	Yes	Yes

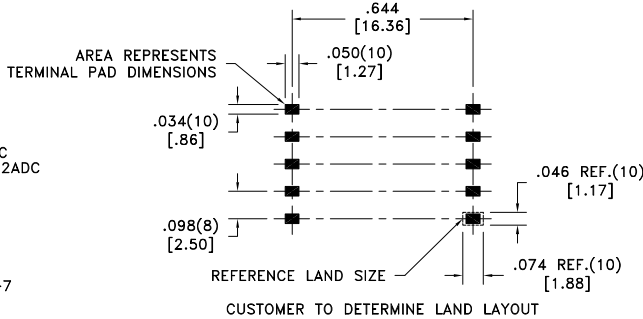


TERM. NO.'s FOR REF. ONLY



Customer to tie terminals 1+2, 4+5, 6+7 and 9+10 on PC board.

Application of the transformer allows for the leadwires between terminals 1&2, 4&5, 6&7 and 9&10 to solder bridge.



ELECTRICAL SPECIFICATIONS @ 25°C unless otherwise noted:

PARAMETER	TEST CONDITIONS	VALUE
D.C. RESISTANCE	10-6 tie(6+7, 9+10), @20°C	0.014 ohms ±20%
D.C. RESISTANCE	1-5 tie(1+2, 4+5), @20°C	0.007 ohms max.
INDUCTANCE	10-6 tie(6+7, 9+10), 100kHz, 100mVAC, Ls	4.0uH ±10%
SATURATION CURRENT	10-6 tie(6+7, 9+10), 20% rolloff from initial	12A
LEAKAGE INDUCTANCE	10-6 tie(6+7, 9+10, 1+2+4+5), 100kHz, 10mVAC, Ls	135nH typ., 200nH max.
DIELECTRIC	10-1 tie(6+7, 4+5), 1875VAC, 1 second	1500VAC, 1 minute
URNS RATIO	(10-6):(1-5), tie(1+2, 4+5, 6+7, 9+10)	2:1, ±1%

GENERAL SPECIFICATIONS:

OPERATING TEMPERATURE RANGE: -40°C to +125°C including temp rise.

Designed to comply with the following requirements as defined by IEC60950-1, EN60950-1, UL60950-1/CSA60950-1 and AS/NZS60950.1:
- Functional insulation only.

Wire insulation & RoHS status not affected by wire color.
Wire insulation color may vary depending on availability.

REV.	DATE	Packaging Specifications Method: Tape & Reel PKG-0499 www.we-online.com/midcom		Tolerances unless otherwise specified: Angles: ±1° Fractions: ±1/64 Decimals: ±.005 [.13] Footprint: ±.005 [.13]	DRAWING TITLE TRANSFORMER	PART NO. 750317263
6B	9/22			This drawing is dual dimensioned. Dimensions in brackets are in millimeters.	eiSos p/n: 750317263	
6A	7/18	SEE REVISION SHEET FOR REVISION LEVEL				SPECIFICATION SHEET 1 OF 1