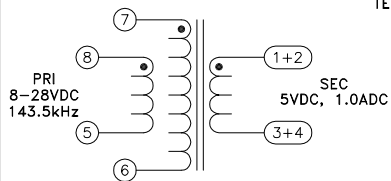
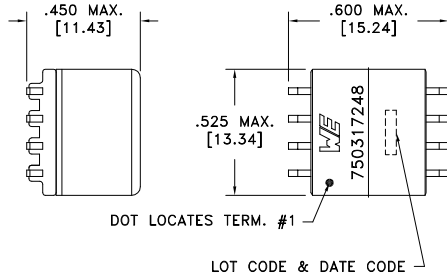
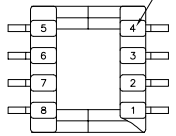


CUSTOMER TERMINAL	RoHS	LEAD(Pb)-FREE
Sn96%, Ag4%	Yes	Yes

more than you expect

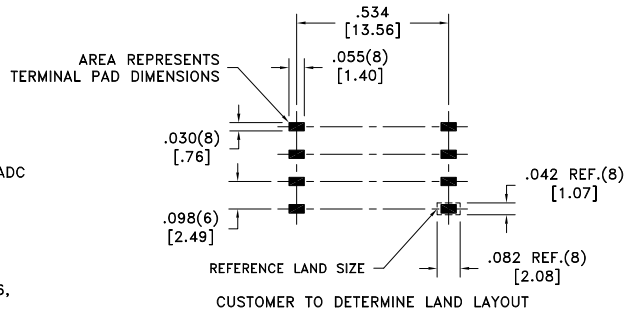


TERM. NO.'s FOR REF. ONLY



Customer to tie terminals 1+2, 3+4, 5+6, and 7+8 on PC board.

Application of the transformer allows for the leadwires between terminals 1&2, 3&4, 5&6, and 7&8 to solder bridge.



ELECTRICAL SPECIFICATIONS @ 25°C unless otherwise noted:

PARAMETER	TEST CONDITIONS	VALUE
D.C. RESISTANCE	7-5 tie(5+6, 7+8), @20°C	0.020 ohms ±20%
D.C. RESISTANCE	1-4 tie(1+2, 3+4), @20°C	0.011 ohms max.
INDUCTANCE	7-5 tie(5+6, 7+8), 100kHz, 100mVAC, Ls	8.0uH ±10%
SATURATION CURRENT	7-5 tie(5+6, 7+8), 20% rolloff from initial	4.2A
LEAKAGE INDUCTANCE	7-5 tie(5+6, 7+8, 1+2+3+4), 100kHz, 10mVAC, Ls	80nH typ., 120nH max.
DIELECTRIC	8-1 tie(5+6, 3+4), 1875VAC, 1 second	1500VAC, 1 minute
TURNS RATIO	(7-5):(1-4), tie(5+6, 7+8, 1+2, 3+4)	2:1, ±1%

GENERAL SPECIFICATIONS:

OPERATING TEMPERATURE RANGE: -40°C to +125°C including temp rise.

Designed to comply with the following requirements as defined by IEC60950-1, EN60950-1, UL60950-1/CSA60950-1 and AS/NZS60950.1:

- Functional insulation only.

Wire insulation & RoHS status not affected by wire color.
Wire insulation color may vary depending on availability.

DETAILS SUBJECT TO CHANGE

REV.	DATE	Packaging Specifications Method: Tape & Reel PKG-0328 www.we-online.com/midcom		Tolerances unless otherwise specified: Angles: ±1° Fractions: ±1/64 Decimals: ±.005 [.13] Footprint: ±.005 [.13]	DRAWING TITLE TRANSFORMER	PART NO. 750317248
6A	5/18	SEE REVISION SHEET FOR REVISION LEVEL		This drawing is dual dimensioned. Dimensions in brackets are in millimeters.	eiSos p/n: 750317248	SPECIFICATION SHEET 1 OF 1