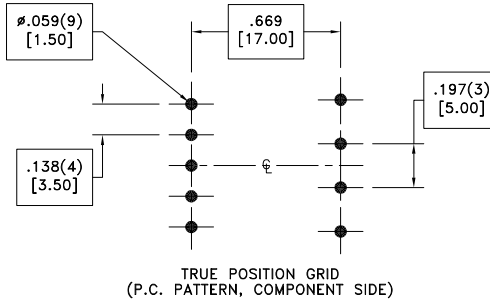
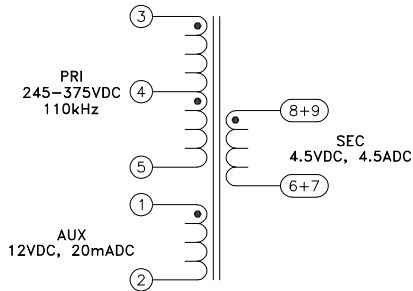
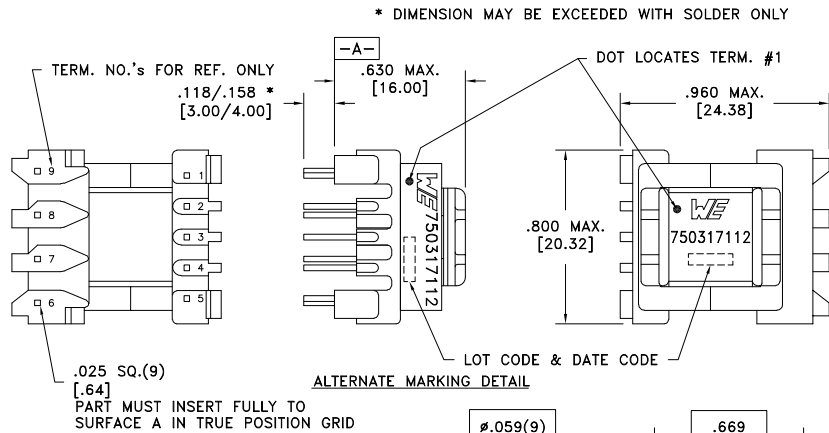


CUSTOMER TERMINAL	RoHS	LEAD(Pb)-FREE
Sn96%, Ag4%	Yes	Yes



ELECTRICAL SPECIFICATIONS @ 25°C unless otherwise noted:

PARAMETER	TEST CONDITIONS	VALUE
D.C. RESISTANCE	3-5 @20°C	3.90 ohms ±10%
D.C. RESISTANCE	1-2 @20°C	0.390 ohms ±10%
D.C. RESISTANCE	tie(6+7, 8+9), @20°C	0.008 ohms max.
INDUCTANCE	3-5 100kHz, 100mVAC, Ls	1.58mH ±10%
SATURATION CURRENT	3-5 20% rolloff from initial	700mA
LEAKAGE INDUCTANCE	3-5 tie(1+2, 6+7+8+9), 100kHz, 100mVAC, Ls	45uH max.
DIELECTRIC	5-6 tie(2+3, 8+9), 4000VAC, 1 second	3500VAC, 1 minute
DIELECTRIC	5-2 625VAC, 1 second	500VAC, 1 minute
TURNS RATIO	(3-5):(1-2)	11.83:1, ±3%
TURNS RATIO	(3-5):(9-6)	29.14:1, ±3%



Customer to tie terminals 6+7 and 8+9 on PC board.

Application of the transformer allows for the leadwires between terminals 6&7 and 8&9 to solder bridge.

GENERAL SPECIFICATIONS:

OPERATING TEMPERATURE RANGE: -40°C to +125°C including temp rise.

Designed to comply with the following requirements as defined by IEC61558-2-16 and EN61558-2-16:

- Reinforced insulation for a primary circuit at a working voltage of 220Vrms, 375Vpeak (operating frequency of <1MHz).

Wire insulation & RoHS status not affected by wire color.
Wire insulation color may vary depending on availability.

REV.	DATE	Packaging Specifications Method: Tray PKG-0735 www.we-online.com/midcom		Tolerances unless otherwise specified: Angles: ±1° Fractions: ±1/64 Decimals: ±.005 [.13] Footprint: ±.001 [.03]	DRAWING TITLE TRANSFORMER	PART NO. 750317112
6A	6/19	SEE REVISION SHEET FOR REVISION LEVEL		This drawing is dual dimensioned. Dimensions in brackets are in millimeters.	eiSos p/n: 750317112	SPECIFICATION SHEET 1 OF 1