

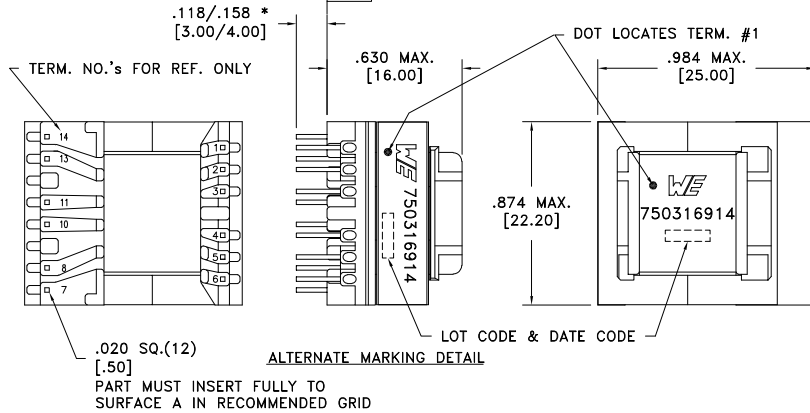
CUSTOMER TERMINAL	RoHS	LEAD(Pb)-FREE
Sn96%, Ag4%	Yes	Yes



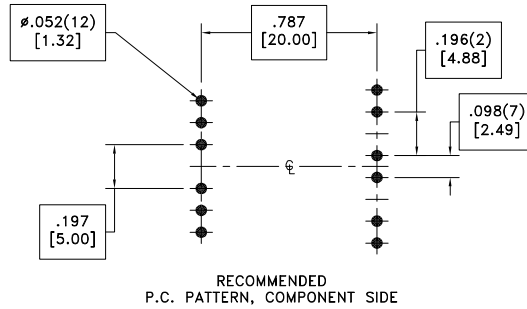
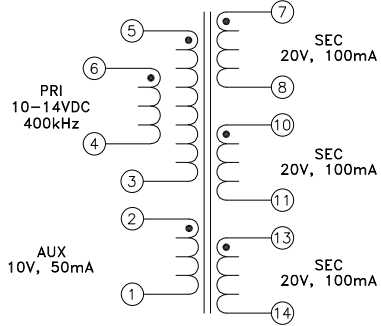
ELECTRICAL SPECIFICATIONS @ 25°C unless otherwise noted:

PARAMETER	TEST CONDITIONS	VALUE
D.C. RESISTANCE	1-2 @20°C	0.175 ohms ±10%
D.C. RESISTANCE	3-6 tie(3+4, 5+6), @20°C	0.055 ohms ±10%
D.C. RESISTANCE	7-8 @20°C	1.280 ohms ±10%
D.C. RESISTANCE	10-11 @20°C	1.280 ohms ±10%
D.C. RESISTANCE	13-14 @20°C	1.280 ohms ±10%
INDUCTANCE	3-6 tie(3+4, 5+6), 10kHz, 100mVAC, Ls	25.00uH ±10%
SATURATION CURRENT	3-6 tie(3+4, 5+6), 20% rolloff from initial	3.7A
LEAKAGE INDUCTANCE	3-6 tie(1+2, 3+4, 5+6, 7+8+10+11+13+14), 100kHz, 10mVAC, Ls	225nH typ., 450nH max.
DIELECTRIC	1-14 tie(2+3+4, 8+10+13), 3750VAC, 1 second	3000VAC, 1 minute
DIELECTRIC	7-14 tie(11+13), 1600VDC, 1 second	-
DIELECTRIC	7-14 tie(8+10), 1600VDC, 1 second	-
DIELECTRIC	11-13 tie(7+14), 1600VDC, 1 second	-
TURNS RATIO	(6-4):(5-3)	1:1, ±1%
TURNS RATIO	(2-1):(5-3), tie(3+4, 5+6)	1.5:1, ±1%
TURNS RATIO	(7-8):(5-3), tie(3+4, 5+6)	3:1, ±1%
TURNS RATIO	(10-11):(5-3), tie(3+4, 5+6)	3:1, ±1%
TURNS RATIO	(13-14):(5-3), tie(3+4, 5+6)	3:1, ±1%

\* DIMENSION MAY BE EXCEEDED WITH SOLDER ONLY



ALTERNATE MARKING DETAIL



Customer to tie terminals 3+4 and 5+6 on PC board.

Application of the transformer allows for the leadwires between terminals 3&4 and 5&6 to solder bridge.

GENERAL SPECIFICATIONS:

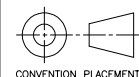
OPERATING TEMPERATURE RANGE: -40°C to +125°C including temp rise.

Designed to comply with the following requirements as defined by IEC60950-1, EN60950-1, UL60950-1/CSA60950-1 and AS/NZS60950.1:

- Reinforced insulation for a primary circuit at a working voltage of 265Vrms, 400Vpeak, Overvoltage Category II.

Wire insulation & RoHS status not affected by wire color.  
Wire insulation color may vary depending on availability.

REV.	DATE	Packaging Specifications
6C	9/22	Method: Tray PKG-0736 www.we-online.com/midcom
6B	7/18	
6A	5/18	SEE REVISION SHEET FOR REVISION LEVEL



Tolerances unless otherwise specified:  
Angles: ±1°      Decimals: ±.005 [.13]  
Fractions: ±1/64      Footprint: ±.001 [.03]

This drawing is dual dimensioned. Dimensions in brackets are in millimeters.

DRAWING TITLE  
**TRANSFORMER**

eiSos p/n: 750316914

PART NO.  
**750316914**

SPECIFICATION SHEET 1 OF 1