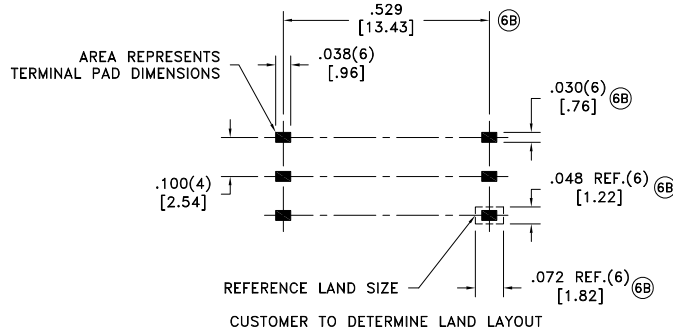
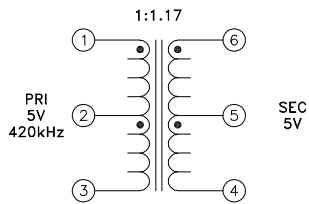
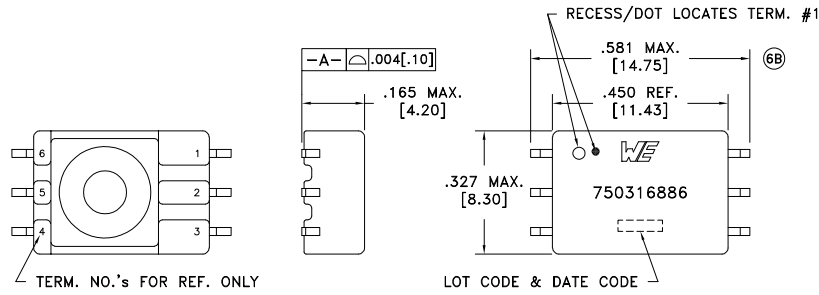


CUSTOMER TERMINAL	RoHS	LEAD(Pb)-FREE
Sn96%, Ag4%	Yes	Yes



**ELECTRICAL SPECIFICATIONS @ 25°C unless otherwise noted:**

PARAMETER	TEST CONDITIONS	VALUE
6C D.C. RESISTANCE	1-3 @20°C	0.140 ohms ±20%
6C D.C. RESISTANCE	6-4 @20°C	0.175 ohms ±20%
INDUCTANCE	1-3 10kHz, 10mVAC, Ls	200uH min.
LEAKAGE INDUCTANCE	1-3 tie(4+5+6), 100kHz, 100mVAC, Ls	220nH typ., 440nH max.
DIELECTRIC	1-6 3125VAC, 2 seconds	2500VAC, 1 minute
URNS RATIO	(6-4):(1-3)	1.17:1, ±2%

**GENERAL SPECIFICATIONS:**

OPERATING TEMPERATURE RANGE: -40°C to +125°C including temp rise.

Designed to comply with the following requirements as defined by IEC60950-1, EN60950-1, UL60950-1/CSA60950-1 and AS/NZS60950.1:

- Supplementary insulation for a primary circuit at a working voltage of 600Vrms, 800Vpeak, Overvoltage Category II, Pollution Degree II, Material Group 1, Altitude up to 2000 meters.

Designed to comply with the following requirements as defined by IEC61010-1:

- Supplementary insulation for a mains circuit of Overvoltage Category II up to 600Vrms Line-to-Neutral, Pollution Degree II, Material Group 1, Altitude up to 2000 meters.
- Supplementary insulation for a secondary circuit derived from mains circuits of Overvoltage Category II up to 600Vrms Line-to-Neutral, Pollution Degree II, Material Group 1 at a working voltage of 600Vrms, 800Vpeak, Altitude up to 2000 meters.

VOLTAGE-TIME: 15 Vus (1-2)

OUTPUT CURRENT RATING: 675mADC causes 40°C temp rise from ambient.

COPLANARITY: All 6 terminals must lie on a plane within .004 [.10] of Surface A after lead tinning.

Wire insulation & RoHS status not affected by wire color.  
Wire insulation color may vary depending on availability.

REV.	DATE	Packaging Specifications Method: Tape & Reel PKG-1154 www.we-online.com/midcom		Tolerances unless otherwise specified: Angles: ±1° Fractions: ±1/64 Decimals: ±.005 [.13] Footprint: ±.005 [.13]	DRAWING TITLE <b>TRANSFORMER</b>	PART NO. <b>750316886</b>
6C	1/21					
6B	11/17					
6A	11/17	SEE REVISION SHEET FOR REVISION LEVEL		This drawing is dual dimensioned. Dimensions in brackets are in millimeters.	eiSos p/n: 750316886	SPECIFICATION SHEET 1 OF 1