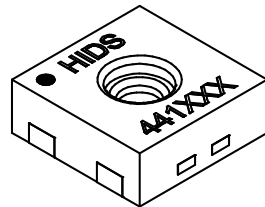
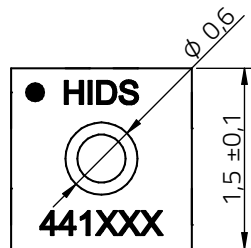
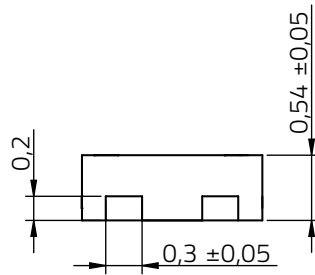
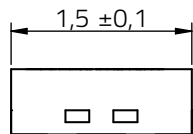
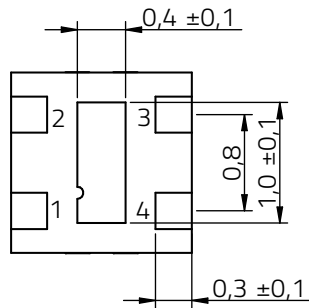
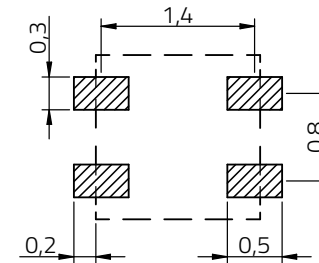


Dimensions: [mm]



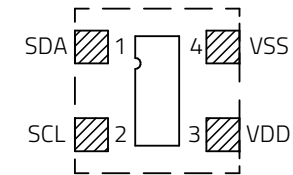
Scale - 15:1

Recommended Land Pattern: [mm]



Scale - 15:1

Product Specific Pinning: (Top View)



Scale - 15:1



Würth Elektronik eiSos GmbH & Co. KG
EMC & Inductive Solutions
Max-Eyth-Str. 1
74638 Waldenburg
Germany
Tel. +49 (0) 79 42 945 - 0
www.we-online.com
eiSos@we-online.com

CHECKED BoMi	REVISION 001.001	DATE (YYYY-MM-DD) 2023-10-25	GENERAL TOLERANCE DIN ISO 2768-1m	PROJECTION METHOD
DESCRIPTION WSEN-HIDS Humidity sensor with integrated temperature sensor				ORDER CODE 2525020210002
BUSINESS UNIT eiSos			STATUS Valid	PAGE 1/8

Humidity Sensor Specification:

Properties	Test conditions	Value			Unit
		min.	typ.	max.	
Measurement range	H _{RANGE}	0		100	% rH
Resolution	RES _H		0.01		% rH
Accuracy	H _{ACC}		±1,8 %rH	±3,5 %rH	
Hysteresis	HYS _H @ 25 °C		0,8 %rH		
Long-term drift	H _{DRIFT} 20 % rH to 80 % rH		0.2		% rH/ Year
Humidity Repeatability (high)	REP _{H,high}		±0,08 % rH		
Humidity Repeatability (medium)	REP _{H,med}		±0,15 % rH		
Humidity Repeatability (low)	REP _{H,low}		±0,25 % rH		
Response time	t _{RESP,H} Step response time of 63%		4		s

Accuracy:

Test condition 20% rH to 80% rH (Typical accuracy humidity sensor in 20 to 80% relative humidity)

Test condition: 0% rH to 100% rH (Maximum accuracy of humidity sensor in 0 to 100% relative humidity)

Humidity Repeatability:

The stated repeatability is 3 times the standard deviation (3σ) of consecutive measurements taken under constant conditions at 25°C and 50% rH (indicating the sensor's output noise)

Temperature Sensor Specification:

Properties	Test conditions	Value			Unit
		min.	typ.	max.	
Measurement range	T _{RANGE}	-40		125	°C
Resolution	RES _T		0.01		°C
Temperature Repeatability (high)	REP _{T,high}		±0,04 °C		
Temperature Repeatability (medium)	REP _{T,med}		±0,07 °C		

Temperature Sensor Specification:

Properties	Test conditions	Value			Unit
		min.	typ.	max.	
Temperature Repeatability (low)	REP _{T,low}		±0,1 °C		
Temperature Longterm Drift	T _{DRIFT}		0.03		°C/a
Response time	t _{RESP,T} Step response time of 63%		2		s
Absolute Accuracy	T _{ACC_ABS}		±0,2 °C	±0,6 °C	

Absolute accuracy:

Test condition 0°C to 60°C (Typical accuracy of temperature sensor in 0°C to 60°C)




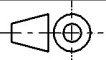

Test condition: -40°C to 125°C (Maximum accuracy of temperature sensor in -40°C to 125°C)

Temperature Repeatability:

The stated repeatability is 3 times the standard deviation (3σ) of consecutive measurements taken under constant conditions at 25°C and 50% rH (indicating the sensor's output noise)

Electrical Properties:

Properties	Test conditions	Value			U-nit
		min.	typ.	max.	
Operating supply voltage	V _{DD}	1.08	3.3	3.6	V
Current consumption in power down mode	I _{DD_PD} Idle state (no heater) at VDD=3.3 V		0.08	3.4	μA
Current consumption in power up mode	I _{DD_PO} Power up (no heater) at VDD=3.3 V		50		μA
Current consumption	I _{DD} Measurement (no heater) at VDD=3.3 V		320	500	μA
Current consumption in high repeatability mode ¹⁾	I _{DD_high} High repeatability (no heater) at VDD=3.3 V		2.2		μA

  	CHECKED	REVISION	DATE (YYYY-MM-DD)	GENERAL TOLERANCE	PROJECTION METHOD	
	BoMi	001.001	2023-10-25	DIN ISO 2768-1m		
 WURTH ELEKTRONIK MORE THAN YOU EXPECT	WSEN-HIDS Humidity sensor with integrated temperature sensor				ORDER CODE	2525020210002
	Würth Elektronik eiSos GmbH & Co. KG EMC & Inductive Solutions Max-Eyth-Str. 1 74638 Waldenburg Germany Tel. +49 (0) 79 42 945 - 0 www.we-online.com eiSos@we-online.com				BUSINESS UNIT	
				eiSos	Valid	2/8

Electrical Properties:

Properties	Test conditions	Value			Unit
		min.	typ.	max.	
Current consumption in medium repeatability mode	I_{DD_med} Medium repeatability (no heater) at VDD=3.3 V		1.2		μA
Current consumption in low repeatability mode	I_{DD_low} Low repeatability (no heater) at VDD=3.3 V		0.4		μA
Power consumption in high repeatability mode	P_{DD_high} At VDD=1,2 V (No heater)		2.6		μW
Power consumption in medium repeatability mode	P_{DD_med} At VDD=1,2 V (No heater)		1.4		μW
Power consumption in low repeatability mode	P_{DD_low} At VDD=1,2 V (No heater)		0.5		μW

¹⁾ The average current/power consumption of a device during continuous operation, with one measurement taken per second.

Absolute Maximum Ratings:

Properties		Value		Unit
		min.	max.	
Input voltage VDD_IO pin	V_{DD_IO}	-0.3	3.9	V
Input voltage control pins ¹⁾	V_{IN}	-0.3	3.9	V

¹⁾ SCL and SDA are control pins.

General Information:




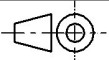

Properties	Value	Unit
Operating Temperature	-40 up to +125 °C	
Storage Conditions (in original packaging)	10 °C up to + 50 °C; 20 % up to 60 % RH	
Communication interface	I ² C	
Moisture Sensitivity Level (MSL)	1	
Electrostatic discharge protection (HBM)	2	kV
Electrostatic discharge protection (GDM)	500	V

Pin description

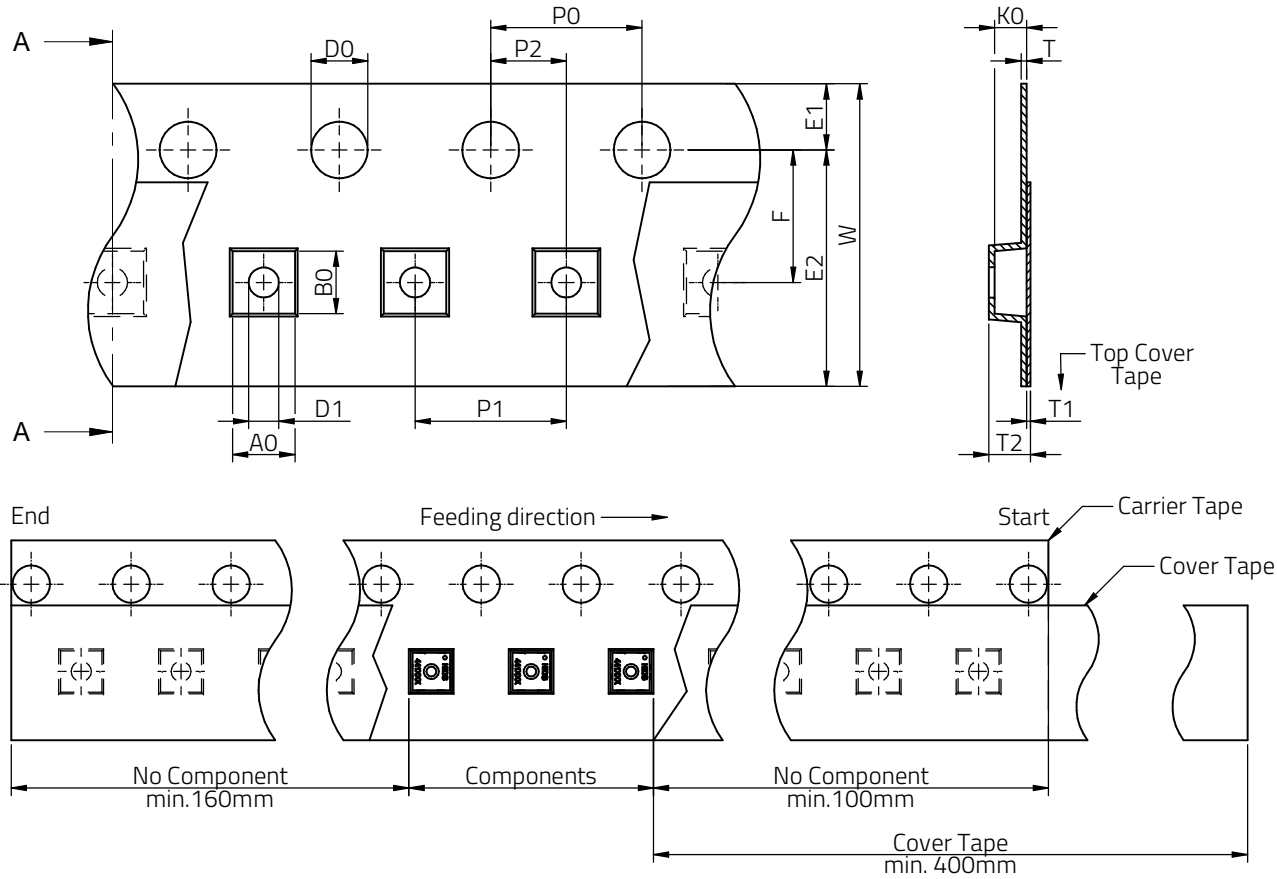
Pin	Pad	Description	I/O
SDA	1	Serial data	Input/Output
SCL	2	Serial clock	Input
VDD	3	Positive supply voltage	Supply
VSS	4	Ground	Supply

Certification:

RoHS Approval	Compliant [2011/65/EU&2015/863]
REACH Approval	Conform or declared [(EC)1907/2006]

  	CHECKED	REVISION	DATE (YYYY-MM-DD)	GENERAL TOLERANCE	PROJECTION METHOD	
	BoMi	001.001	2023-10-25	DIN ISO 2768-1m		
 WÜRTH ELEKTRONIK MORE THAN YOU EXPECT	WSEN-HIDS Humidity sensor with integrated temperature sensor				ORDER CODE	2525020210002
	Würth Elektronik eiSos GmbH & Co. KG EMC & Inductive Solutions Max-Eyth-Str. 1 74638 Waldenburg Germany Tel. +49 (0) 79 42 945 - 0 www.we-online.com eiSos@we-online.com				BUSINESS UNIT	
				eiSos	Valid	3/8

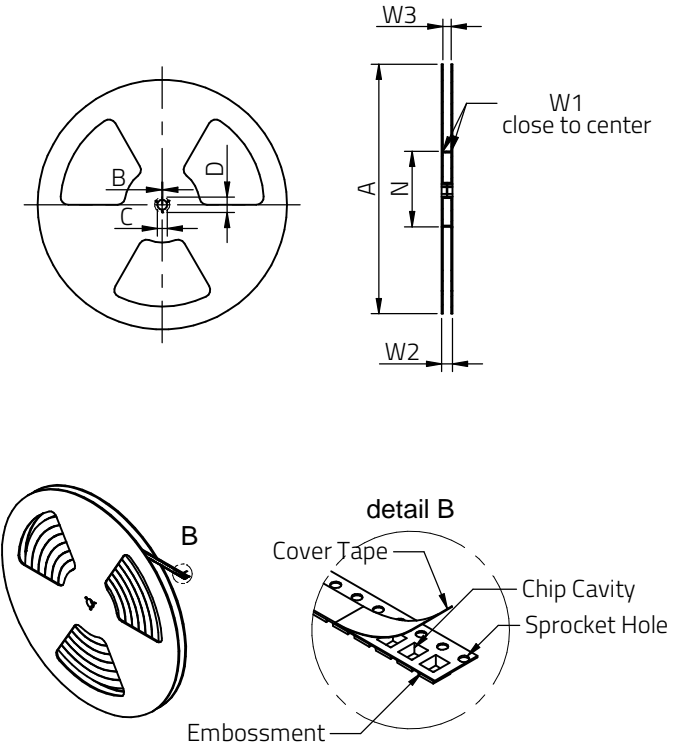
Packaging Specification - Tape: [mm]



Packaging is referred to the international standard **IEC 60286-3:2019**

	Tape Type	A0 (mm)	B0 (mm)	W (mm)	T (mm)	T1 (mm)	T2 (mm)	K0 (mm)	P0 (mm)	P1 (mm)	P2 (mm)	D0 (mm)	D1 (mm)	E1 (mm)	E2 (mm)	F (mm)	Material	Qty. (pcs.)
Tolerance		±0.05	±0.05	+0.3/-0.1	±0.02	ref.	typ.	±0.05	±0.1	±0.1	±0.05	+0.1/-0.0	±0.5	±0.1	min.	±0.05		
Value	2a	1,65	1,65	8,00	0,25	0,10	0,91	0,81	4,00	4,00	2,00	1,50	0,80	1,75	6,25	3,50	Polystyrene	2500

Packaging Specification - Reel: [mm]



	A (mm)	B (mm)	C (mm)	D (mm)	N (mm)	W1 (mm)	W2 (mm)	W3 (mm)	W3 (mm)	Material
Tolerance	± 2.0	min.	min.	min.	min.	+ 1.5	max.	min.	max.	
Value	330	1.5	12.8	20.2	50	8.4	14.4	7.9	10.9	Polystyrene



Würth Elektronik eiSos GmbH & Co. KG
 EMC & Inductive Solutions
 Max-Eyth-Str. 1
 74638 Waldenburg
 Germany
 Tel. +49 (0) 79 42 945 - 0
 www.we-online.com
 eiSos@we-online.com

CHECKED	REVISION	DATE (YYYY-MM-DD)	GENERAL TOLERANCE	PROJECTION METHOD
BoMi	001.001	2023-10-25	DIN ISO 2768-1m	
DESCRIPTION				
WSEN-HIDS Humidity sensor with integrated temperature sensor				
ORDER CODE				
2525020210002				
BUSINESS UNIT		STATUS		PAGE
eiSos		Valid		4/8

Classification Reflow Profile for SMT components:



Classification Reflow Soldering Profile:

Profile Feature		Value
Preheat Temperature Min	$T_{s \min}$	150 °C
Preheat Temperature Max	$T_{s \max}$	200 °C
Preheat Time t_s from $T_{s \min}$ to $T_{s \max}$	t_s	60 - 120 seconds
Ramp-up Rate (T_L to T_p)		3 °C/ second max.
Liquidous Temperature	T_L	217 °C
Time t_L maintained above T_L	t_L	60 - 150 seconds
Peak package body temperature	T_p	$\leq 260^\circ\text{C}$
Time within 5°C of actual peak temperature	t_p	20 - 30 seconds
Ramp-down Rate (T_p to T_L) ¹⁾		6 °C/ second max.
Time 25°C to peak temperature		8 minutes max.

¹⁾ In order to reduce residual stress on the sensor components, the recommended ramp-down temperature slope should not exceed 3°C/sec. refer to IPC/ JEDEC J-STD-020E

	CHECKED	REVISION	DATE (YYYY-MM-DD)	GENERAL TOLERANCE	PROJECTION METHOD
	BoMi	001.001	2023-10-25	DIN ISO 2768-1m	
WÜRTH ELEKTRONIK MORE THAN YOU EXPECT	WSEN-HIDS Humidity sensor with integrated temperature sensor				ORDER CODE 2525020210002
	Würth Elektronik eiSos GmbH & Co. KG EMC & Inductive Solutions Max-Eyth-Str. 1 74638 Waldenburg Germany Tel. +49 (0) 79 42 945 - 0 www.we-online.com eiSos@we-online.com			BUSINESS UNIT	STATUS
			eiSos	Valid	5/8

Further information

Component Libraries:



[Downloads_3D_WSEN-HIDS_2525020210002](#)



[Altium_WSEN \(V7.0\)](#)



[Eagle_WSEN \(V7.0\)](#)



[Downloads_IGS_WSEN-HIDS_2525020210002](#)






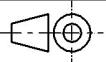

[Downloads_STP_WSEN_HIDS_2525020210002](#)

Free Sample Order:

[Order free samples of this article directly here!](#)

Tutorials:

- [MEMS Sensor Portfolio & Customer Service \(PDF\)](#)
- [Technical Support](#)
- [Manuals](#)
- [Software Downloads](#)
- [Wireless Connectivity & Sensors Overview](#)

  	CHECKED BoMi	REVISION 001.001	DATE (YYYY-MM-DD) 2023-10-25	GENERAL TOLERANCE DIN ISO 2768-1m	PROJECTION METHOD 	
	WSEN-HIDS Humidity sensor with integrated temperature sensor				ORDER CODE 2525020210002	
 WÜRTH ELEKTRONIK MORE THAN YOU EXPECT	Würth Elektronik eiSos GmbH & Co. KG EMC & Inductive Solutions Max-Eyth-Str. 1 74638 Waldenburg Germany Tel. +49 (0) 79 42 945 - 0 www.we-online.com eiSos@we-online.com			BUSINESS UNIT eiSos	STATUS Valid	PAGE 6/8
	This electronic component has been designed and developed for usage in general electronic equipment only. This product is not authorized for use in equipment where a higher safety standard and reliability standard is especially required or where a failure of the product is reasonably expected to cause severe personal injury or death, unless the parties have executed an agreement specifically governing such use. Moreover Würth Elektronik eiSos GmbH & Co KG products are neither designed nor intended for use in areas such as military, aerospace, aviation, nuclear control, submarine, transportation, transportation signal, disaster prevention, medical, public information network etc.. Würth Elektronik eiSos GmbH & Co KG must be informed about the intent of such usage before the design-in stage. In addition, sufficient reliability evaluation checks for safety must be performed on every electronic component which is used in electrical circuits that require high safety and reliability functions or performance.					

Cautions and Warnings:

The following conditions apply to all goods within the product series of sensor components of Würth Elektronik eiSos GmbH & Co. KG:

General:

- This electronic component is designed and manufactured for use in general electronic equipment.
- Würth Elektronik must be asked for written approval (following the PPAP procedure) before incorporating the components into any equipment in fields such as military, aerospace, aviation, nuclear control, submarine, transportation (automotive control, train control, ship control), transportation signal, disaster prevention, medical, public information network, etc. where higher safety and reliability are especially required and/or if there is the possibility of direct damage or human injury.
- Electronic components that will be used in safety-critical or high-reliability applications, shall be pre-evaluated by the customer.
- The component is designed and manufactured to be used within the datasheet specified values. If the usage and operation conditions specified in the datasheet are not met, the wire insulation may be damaged or dissolved.
- Do not drop or impact the components, the component may be damaged
- Würth Elektronik products are qualified according to international standards, which are listed in each product reliability report. Würth Elektronik does not warrant any customer qualified product characteristics beyond Würth Elektronik's specifications, for its validity and sustainability over time.
- The responsibility for the applicability of the customer specific products and use in a particular customer design is always within the authority of the customer. All technical specifications for standard products also apply to customer specific products.

Product specific:

Soldering:

- The solder profile must comply with the technical product specifications. All other profiles will void the warranty.
- All other soldering methods are at the customers' own risk.

Cleaning and Washing:

- Washing agents used during the production to clean the customer application might damage or change the characteristics of the component. Washing agents may have a negative effect on the long-term functionality of the product.
- Using a brush during the cleaning process may damage the component. Therefore, we do not recommend using a brush during the PCB cleaning process.

Potting and Coating:

- Potting material might shrink or expand during and after hardening. This might apply mechanical stress on the components, which can influence the characteristics of the transfer function. In addition, potting material can close existing openings in the housing. This can lead to a malfunction of the component. Thus, potting is not recommended.

- Conformal coating may affect the product performance. We do not recommend coating the components.

Storage Conditions:

- A storage of Würth Elektronik products for longer than 12 months is not recommended. Within other effects, the terminals may suffer degradation, resulting in bad solderability. Therefore, all products shall be used within the period of 12 months based on the day of shipment.
- Do not expose the components to direct sunlight.
- The storage conditions in the original packaging are defined according to DIN EN 61760-2.
- For a moisture sensitive component, the storage condition in the original packaging is defined according to IPC/JEDEC-J-STD-033. It is also recommended to return the component to the original moisture proof bag and reseal the moisture proof bag again.
- The storage conditions stated in the original packaging apply to the storage time and not to the transportation time of the components.

Packaging:




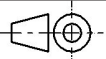

- The packaging specifications apply only to purchase orders comprising whole packaging units. If the ordered quantity exceeds or is lower than the specified packaging unit, packaging in accordance with the packaging specifications cannot be ensured.

Handling:

- Violation of the technical product specifications such as exceeding the nominal rated supply voltage, will void the warranty.
- Violation of the technical product specifications such as but not limited to exceeding the absolute maximum ratings will void the conformance to regulatory requirements.
- ESD prevention methods need to be followed for manual handling and processing by machinery.
- The edge castellation is designed and made for prototyping, i.e. hand soldering purposes only.
- The applicable country regulations and specific environmental regulations must be observed.
- Do not disassemble the product. Evidence of tampering will void the warranty.
- The temperature rise of the component must be taken into consideration. The operating temperature is comprised of ambient temperature and temperature rise of the component. The operating temperature of the component shall not exceed the maximum temperature specified.

These cautions and warnings comply with the state of the scientific and technical knowledge and are believed to be accurate and reliable. However, no responsibility is assumed for inaccuracies or incompleteness.

All topics are described in a more detailed manner in the user manual for each product.

  	CHECKED	REVISION	DATE (YYYY-MM-DD)	GENERAL TOLERANCE	PROJECTION METHOD	
	BoMi	001.001	2023-10-25	DIN ISO 2768-1m		
 WÜRTH ELEKTRONIK MORE THAN YOU EXPECT	WSEN-HIDS Humidity sensor with integrated temperature sensor				ORDER CODE	
	Würth Elektronik eiSos GmbH & Co. KG EMC & Inductive Solutions Max-Eyth-Str. 1 74638 Waldenburg Germany Tel. +49 (0) 79 42 945 - 0 www.we-online.com eiSos@we-online.com				2525020210002	
				BUSINESS UNIT	STATUS	PAGE
				eiSos	Valid	7/8

Important Notes

The following conditions apply to all goods within the product range of Würth Elektronik eiSos GmbH & Co. KG:

1. General Customer Responsibility

Some goods within the product range of Würth Elektronik eiSos GmbH & Co. KG contain statements regarding general suitability for certain application areas. These statements about suitability are based on our knowledge and experience of typical requirements concerning the areas, serve as general guidance and cannot be estimated as binding statements about the suitability for a customer application. The responsibility for the applicability and use in a particular customer design is always solely within the authority of the customer. Due to this fact it is up to the customer to evaluate, where appropriate to investigate and decide whether the device with the specific product characteristics described in the product specification is valid and suitable for the respective customer application or not.

2. Customer Responsibility related to Specific, in particular Safety-Relevant Applications

It has to be clearly pointed out that the possibility of a malfunction of electronic components or failure before the end of the usual lifetime cannot be completely eliminated in the current state of the art, even if the products are operated within the range of the specifications. In certain customer applications requiring a very high level of safety and especially in customer applications in which the malfunction or failure of an electronic component could endanger human life or health it must be ensured by most advanced technological aid of suitable design of the customer application that no injury or damage is caused to third parties in the event of malfunction or failure of an electronic component. Therefore, customer is cautioned to verify that data sheets are current before placing orders. The current data sheets can be downloaded at www.we-online.com.

3. Best Care and Attention

Any product-specific notes, cautions and warnings must be strictly observed. Any disregard will result in the loss of warranty.

4. Customer Support for Product Specifications

Some products within the product range may contain substances which are subject to restrictions in certain jurisdictions in order to serve specific technical requirements. Necessary information is available on request. In this case the field sales engineer or the internal sales person in charge should be contacted who will be happy to support in this matter.

5. Product R&D

Due to constant product improvement product specifications may change from time to time. As a standard reporting procedure of the Product Change Notification (PCN) according to the JEDEC-Standard inform about minor and major changes. In case of further queries regarding the PCN, the field sales engineer or the internal sales person in charge should be contacted. The basic responsibility of the customer as per Section 1 and 2 remains unaffected.

6. Product Life Cycle




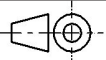

Due to technical progress and economical evaluation we also reserve the right to discontinue production and delivery of products. As a standard reporting procedure of the Product Termination Notification (PTN) according to the JEDEC-Standard we will inform at an early stage about inevitable product discontinuance. According to this we cannot guarantee that all products within our product range will always be available. Therefore it needs to be verified with the field sales engineer or the internal sales person in charge about the current product availability expectancy before or when the product for application design-in disposal is considered. The approach named above does not apply in the case of individual agreements deviating from the foregoing for customer-specific products.

7. Property Rights

All the rights for contractual products produced by Würth Elektronik eiSos GmbH & Co. KG on the basis of ideas, development contracts as well as models or templates that are subject to copyright, patent or commercial protection supplied to the customer will remain with Würth Elektronik eiSos GmbH & Co. KG. Würth Elektronik eiSos GmbH & Co. KG does not warrant or represent that any license, either expressed or implied, is granted under any patent right, copyright, mask work right, or other intellectual property right relating to any combination, application, or process in which Würth Elektronik eiSos GmbH & Co. KG components or services are used.

8. General Terms and Conditions

Unless otherwise agreed in individual contracts, all orders are subject to the current version of the "General Terms and Conditions of Würth Elektronik eiSos Group", last version available at www.we-online.com.

  			CHECKED BoMi	REVISION 001.001	DATE (YYYY-MM-DD) 2023-10-25	GENERAL TOLERANCE DIN ISO 2768-1m	PROJECTION METHOD 	
 WÜRTH ELEKTRONIK MORE THAN YOU EXPECT						WÜRTH Elektronik eiSos GmbH & Co. KG EMC & Inductive Solutions Max-Eyth-Str. 1 74638 Waldenburg Germany Tel. +49 (0) 79 42 945 - 0 www.we-online.com eiSos@we-online.com		
						DESCRIPTION WSEN-HIDS Humidity sensor with integrated temperature sensor		ORDER CODE 2525020210002
						BUSINESS UNIT eiSos	STATUS Valid	PAGE 8/8