
	Precautions for the use of Rotary Switch	Revision 2 Valid from 07.05.2002
		page 1 of 5
This document is only valid on the date of printing: 17/07/2018		

Document Control

No	Page	Change Description	Issued by	Date:
1	All	Created	Jasmin Hsu	14.01.2010
2	All	Up grading washing & cleaning definition & document format update	Jasmin Hsu	06.08.2013
3	2	Add solder thickness and solder paste information	Jasmin Hsu	28.10.2014
4	4	Correction WS-RSS to WS-ROSV, and make text into *1	Emma Lin	06.10.2015
5	3	Correction Dip to Rotary	Ivy Chen	17.07.2018

	Precautions for the use of Rotary Switch	Revision 2 Valid from 07.05.2002
		page 2 of 5
This document is only valid on the date of printing: 17/07/2018		

Precautions for the use of Rotary Switch

1. General Information:

This guideline provides general information about the handling of our rotary switches.

2. Recommend Soldering Profiles

2.1 Recommended soldering profiles for SMT parts

Please download our Hot-Air Reflow standard profile from our website under the following link:

http://www.wuelectronic.com/web/en/passive_bauelemente_standard/download_center_pbs/Download_Center_PBS.php?p=2#dbfilter

File name: "Standard Soldering Profile"

All our products are proven and tested by Wuerth Elektronik soldering test standard with a solder thickness of 150µm and solder paste SAC305.


2.2 Recommended soldering profiles for THT parts

Please download our soldering standard from the Internet under the following link:

http://www.wuelectronic.com/web/en/passive_bauelemente_standard/download_center_pbs/Download_Center_PBS.php?p=2#dbfilter

File name: "Standard Soldering Profile"

All our products are proven and tested by Wuerth Elektronik soldering test standard.

	<h2>Precautions for the use of Rotary Switch</h2>	<p>Revision 2 Valid from 07.05.2002</p> <hr/> <p>page 3 of 5</p>
<p>This document is only valid on the date of printing: 17/07/2018</p>		

2.3 Recommendation for Hand soldering

350°C for 3 sec. max.

2.4 Recommended for vapor phase soldering

Our Rotary switch products are not qualified for VPH. Qualification of usability must be approved on customer side for this process, gladly with free samples offered by Wuerth Elektronik.

2.5 Cleaning, Washing and Coating

For non-washable series,
Parts out of this series are not constructed for washing, so that washing can cause malfunction afterwards.


For our washable series
Our rotary switches are generally washable, read the following instruction before proceed washing process.

Please do not submerge our washable products into water or cleaning agents or put them in locations exposed to water/liquids completely.

When cleaning by hand (brushing), please do not use excessive force on our switch to avoid malfunction afterwards, because you could deform function relevant areas or you could damage sealing functions.

Do not clean washable series immediately after soldering. The cleaning may be absorbed into the switch through respiration while the switch cools.

If our product is potted in customer applications, the potting material might shrink during and after hardening. According to this the product is exposed to the pressure of the potting material with the effect that the product is possibly damaged by this pressure and so the electronics as well as the mechanical characteristics in danger of being

	<h2>Precautions for the use of Rotary Switch</h2>	<p>Revision 2 Valid from 07.05.2002</p> <hr/> <p>page 4 of 5</p>
<p>This document is only valid on the date of printing: 17/07/2018</p>		

affected. After the potting material is cured, the products need to be checked in case any malfunctions or destructions on the product have occurred.

3 Handling of components

Please keep our switch at “0” position during the soldering process.

For setting of the position, we recommend to use a screwdriver or designated segment wheel or spindles for operation and do not apply with excessive force as it could cause damage or deformation of the contact area and result into malfunction.

Please let the board or parts cool down before setting the positions.

4 Storage & operation condition

Storage temperature : -40°C ~ 85°C

Operation temperature: -40°C ~ 85° C


5. Packaging

Our SMD parts are generally packed on tape on reel. **Except for *1WS-ROSV** series, they will be packed into tube since there is a raised actuator (spindle).

*1: Part number fit 428 521 420 9xx

Our THT parts are generally packed in tube.

For details packaging information, please refer to our catalogue or specification.

 <p>WE WÜRTH ELEKTRONIK</p>	<p>Precautions for the use of Rotary Switch</p>	<p>Revision 2 Valid from 07.05.2002</p> <hr/> <p>page 5 of 5</p>
<p>This document is only valid on the date of printing: 17/07/2018</p>		

6. Compliance

Wuerth Elektronik are RoHS compliance products. For a 3rd parties test report, please contact us.

For any further information, please feel free to contact our sales representatives.