


## Overview



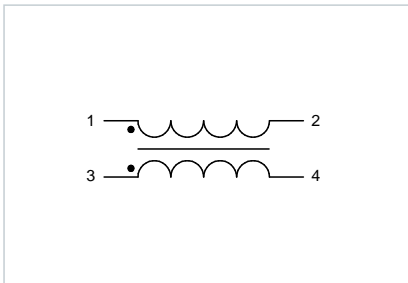
### Characteristics

- Current compensated data line filter
- High common mode noise suppression at high frequencies
- Low RDC design
- AEC-Q200

### Applications

- Car infotainment
- Flex ray
- High speed data lines
- IEEE 1394 (Firewire)
- LVDS
- USB 2.0 & 3.0

### Schematic:



Certification:	
RoHS Approval	Compliant [2011/65/EU&2015/863]
REACH Approval	Conform or declared [(EC)1907/2006]
Halogen Free	Conform [JEDEC JS709B]
Halogen Free	Conform [IEC 61249-2-21]
Component Qualification	AEC-Q200 Grade 1
Automotive Approval	Released

General Properties:	
Ambient Temperature (referring to I <sub>p</sub> )	-40 up to +85 °C
Operating Temperature	-40 up to +125 °C
Storage Conditions (in original packaging)	< 40 °C ; < 75 % RH
Moisture Sensitivity Level (MSL)	1

ORDER SAMPLES

SIMULATE IN REDEXPERT



## Specific Information

Order Code	L ( $\mu$ H)	Z @ 100 MHz ( $\Omega$ )	I <sub>R</sub> (mA)	R <sub>DC max.</sub> ( $\Omega$ )	V <sub>T</sub> (V (AC))	V <sub>R</sub> (V (DC))	Revision
<b>Size 0805</b>							
784231061	0.088	67	400	0.25	125	50	001.002
784231091	0.131	90	370	0.3	125	50	001.002
784231121	0.166	120	370	0.3	125	50	001.001
784231181	0.252	180	330	0.35	125	50	001.001
784231261	0.367	260	300	0.4	125	50	001.001
784231371	0.478	370	280	0.45	125	50	001.001

Order Code	L ( $\mu$ H)	Z @ 100 MHz ( $\Omega$ )	I <sub>R</sub> (mA)	R <sub>DC max.</sub> ( $\Omega$ )	V <sub>T</sub> (V (DC))	V <sub>R</sub> (V (DC))	Revision
<b>Size 1210</b>							
784234101	100	9850	100	3.36	125	80	001.000
784234201	200	10500	70	5.5	125	80	001.000

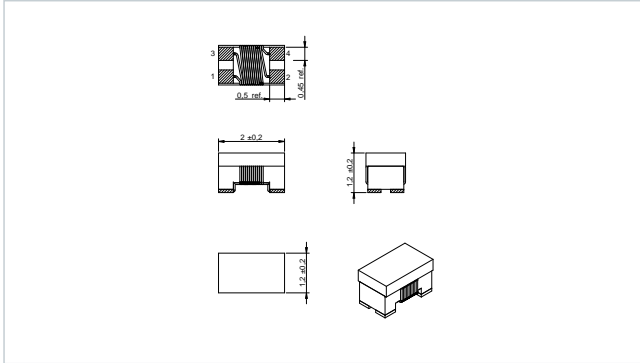
ORDER  
SAMPLES

SIMULATE IN  
REDEXPERT

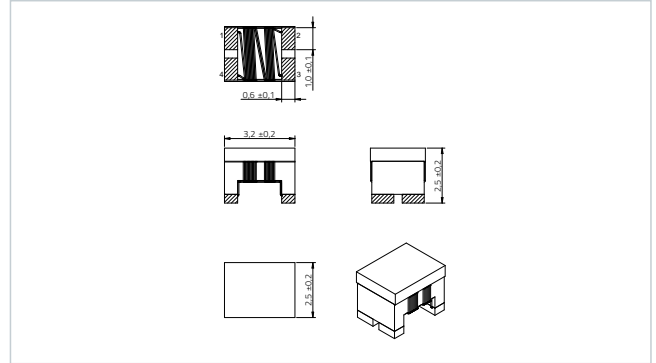


## Drawings

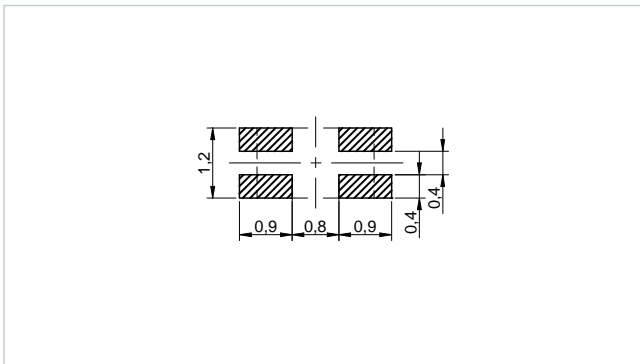
**Dimensions: [mm] Size 0805**



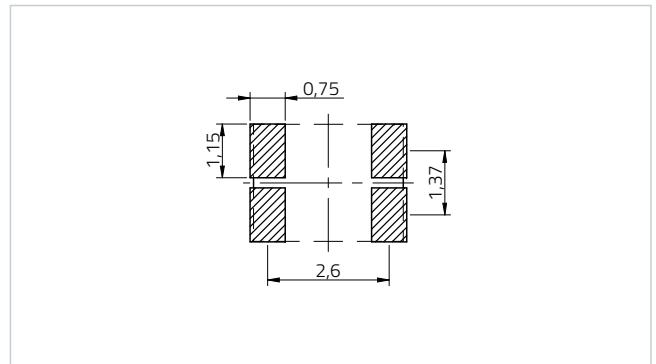
**Dimensions: [mm] Size 1210**



**Recommended Land Pattern: [mm] Size 0805**



**Recommended Land Pattern: [mm] Size 1210**



ORDER  
SAMPLES

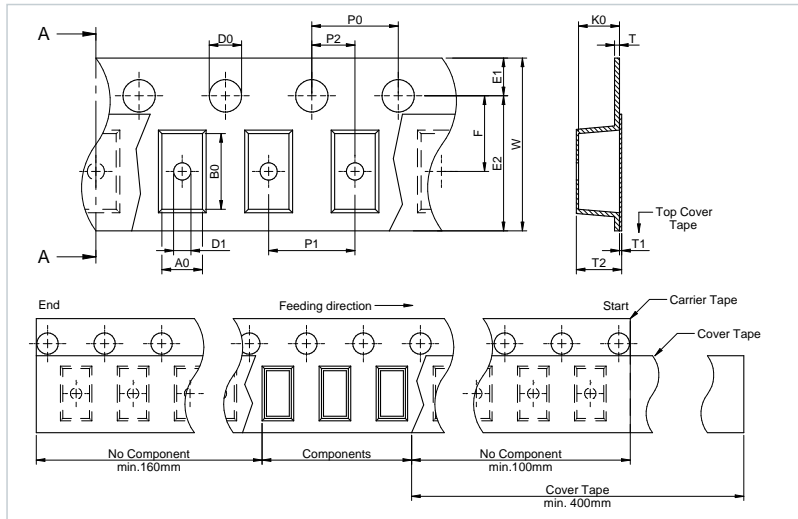
SIMULATE IN  
REDEXPERT



# Packaging Specification

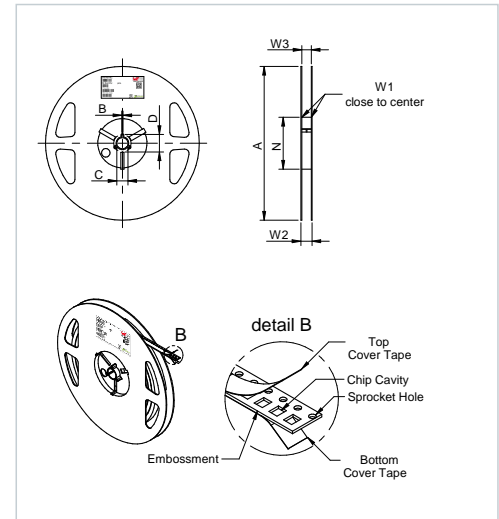
**Size 0805**

## Packaging Specification - Tape: [mm]



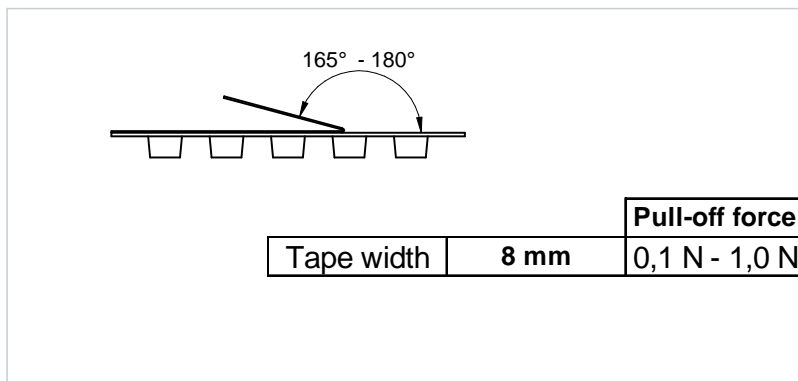
	A0	B0	W	T	T1	T2	K0	P0	P1	P2	D0	D1	E1	E2	F	Tape type 2a	Packaging unit
tolerance	t-yp.	t-yp.	+0,3/-0,1	ref.	m-ax.	t-yp.	t-yp.	±-0,1	±-0,1	+0,05	+0,1/-0,0	D1	±-0,1	±-0,1	+0,05		pcs.
value	1-50	2-35	8,00	0-20	0-10	1-45	1-35	4-00	4-00	2,00	1,50	0-30	1-75	6-25	3,50	Polystyrene	2000

## Packaging Specification - Reel: [mm]



	A (-m-m)	B (-m-m)	C (-m-m)	D (-m-m)	N (-m-m)	W1 (-m-m)	W2 (-m-m)	W3 (-m-m)	Material
	± 2,0	m-in.	m-in.	m-in.	m-in.	±-1,5	m-ax.	m-in.	
8mm	1-78	1.5	1-2.8	2-0.2	50	8.4	1-4.4	7.9	Polystyrene

## Pull of Force:



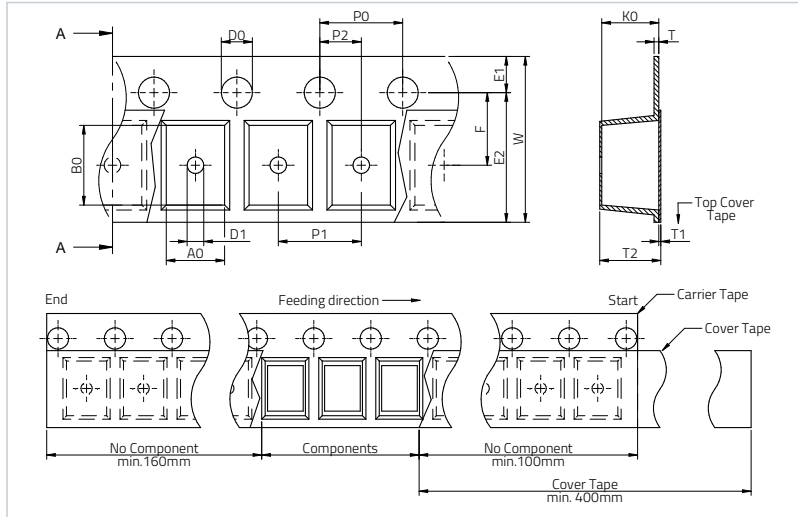
**ORDER SAMPLES**      **SIMULATE IN REDEXPERT**



# Packaging Specification

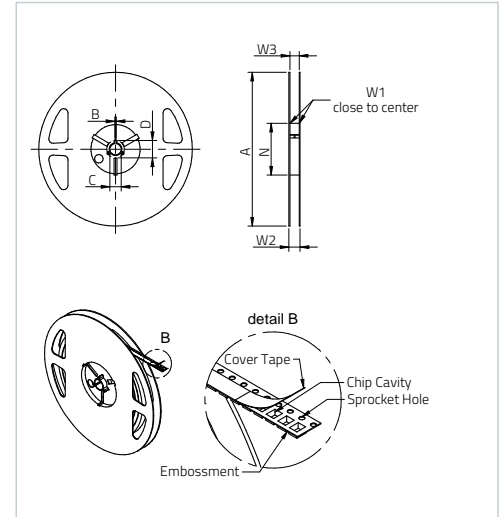
## Size 1210

### Packaging Specification - Tape: [mm]



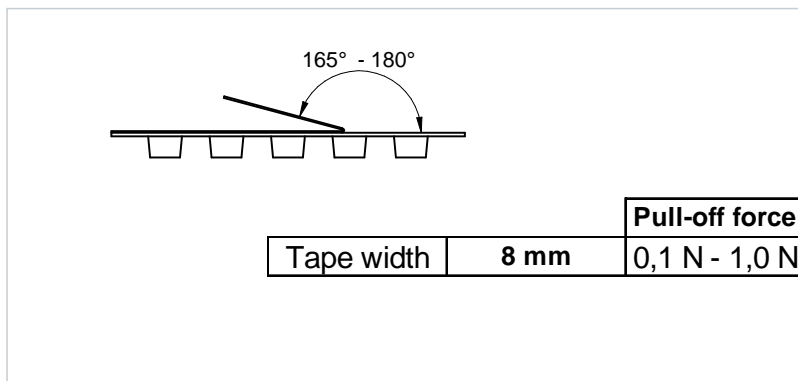
	Tape Type	A0 (-mm)	B0 (-mm)	W (mm)	T (-mm)	T1 (-mm)	T2 (-mm)	K0 (-mm)	P0 (-mm)	P1 (-mm)	P2 (-mm)	D0 (mm)	D1 (-mm)	E1 (-mm)	E2 (-mm)	F (-mm)	Material	Qty. (p-cs.)
Tolerance		typ.	typ.	+0,3/ -0,1	ref.	ref.	typ.	typ.	±0,1	±	±0,05	+0,1/ -0,0	min.	±0,1	min.	±0,05		
Value	2a	2,82	3,84	8,00	0,26	0,10	2,85	2,75	4,00	4,00	2,00	1,50	0,30	1,75	6,25	3,50	Polystyrene	10-00

### Packaging Specification - Reel: [mm]



	A (m-m)	B (m-m)	C (m-m)	D (m-m)	N (m-m)	W1 (m-m)	W2 (m-m)	W3 (m-m)	W3 (m-m)	Material
Tolerance	±2,0	min.	min.	min.	min.	+1,5	max.	min.	max.	
Value	178	1,5	12,8	20,2	50	8,4	14,4	7,9	10,9	Polystyrene

### Pull of Force:



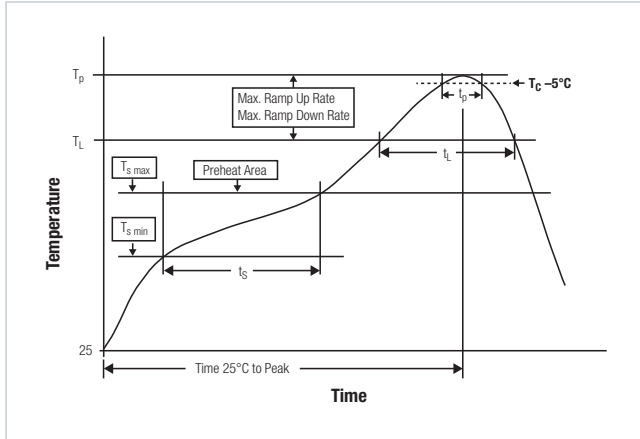
**ORDER SAMPLES**      **SIMULATE IN REDEXPERT**



## Soldering Profile

**Size 0805, 1210**

### Classification Reflow Profile for SMT components:



### Classification Reflow Soldering Profile:

Profile Feature		Value
Preheat Temperature Min	$T_{s \text{ min}}$	150 °C
Preheat Temperature Max	$T_{s \text{ max}}$	200 °C
Preheat Time $t_s$ from $T_{s \text{ min}}$ to $T_{s \text{ max}}$	$t_s$	60 - 120 seconds
Ramp-up Rate ( $T_L$ to $T_p$ )		3 °C/ second max.
Liquidous Temperature	$T_L$	217 °C
Time $t_L$ maintained above $T_L$	$t_L$	60 - 150 seconds
Peak package body temperature	$T_p$	$T_p \leq T_c$ , see Table below
Time within 5 °C of actual peak temperature	$t_p$	20 - 30 seconds
Ramp-down Rate ( $T_p$ to $T_L$ )		6 °C/ second max.
Time 25 °C to peak temperature		8 minutes max.

refer to IPC/ JEDEC J-STD-020E

### Package Classification Reflow Temperature ( $T_c$ ):

Properties	Volume mm <sup>3</sup> <350	Volume mm <sup>3</sup> 350-2000	Volume mm <sup>3</sup> >2000
PB-Free Assembly   Package Thickness < 1.6 mm	260 °C	260 °C	260 °C
PB-Free Assembly   Package Thickness 1.6 mm - 2.5 mm	260 °C	250 °C	245 °C
PB-Free Assembly   Package Thickness > 2.5 mm	250 °C	245 °C	245 °C

refer to IPC/ JEDEC J-STD-020E

**ORDER SAMPLES**      **SIMULATE IN REDEXPERT**



## Cautions and Warnings:

### General:

- This electronic component is designed and manufactured for use in general electronic equipment
- Würth Elektronik must be asked for written approval (following the PPAP procedure) before incorporating the components into any equipment in fields such as military, aerospace, aviation, nuclear control, submarine, transportation (automotive control, train control, ship control), transportation signal, disaster prevention, medical, public information network etc. where higher safety and reliability are especially required and/or if there is the possibility of direct damage or human injury.
- Electronic components that will be used in safety-critical or high-reliability applications, should be pre-evaluated by the customer.
- The component is designed and manufactured to be used within the datasheet specified values. If the usage and operation conditions specified in the datasheet are not met, the wire insulation may be damaged or dissolved.
- Do not drop or impact the components, the component may be damaged.
- Würth Elektronik products are qualified according to international standards, which are listed in each product reliability report. Würth Elektronik does not warrant any customer qualified product characteristics beyond Würth Elektronik's specifications, for its validity and sustainability over time.
- The responsibility for the applicability of the customer specific products and use in a particular customer design is always within the authority of the customer. All technical specifications for standard products also apply to customer specific products.

### Product specific:

#### Soldering:

- The solder profile must comply with the technical product specifications. All other profiles will void the warranty.
- All other soldering methods are at the customers' own risk.
- Strong forces which may affect the coplanarity of the components' electrical connection with the PCB (i.e. pins), can damage the part, resulting in void of the warranty.

#### Cleaning and Washing:

- Washing agents used during the production to clean the customer application might damage or change the characteristics of the wire insulation, marking or plating. Washing agents may have a negative effect on the long-term functionality of the product.
- Using a brush during the cleaning process may break the wire due to its small diameter. Therefore, we do not recommend using a brush during the PCB cleaning process.

#### Potting:

- If the product is potted in the customer application, the potting material might shrink or expand during and after hardening. Shrinking could lead to an incomplete seal, allowing contaminants into the core. Expansion could damage the component. We recommend a manual inspection after potting to avoid these effects.

### Storage Conditions:

- A storage of Würth Elektronik products for longer than 12 months is not recommended. Within other effects, the terminals may suffer degradation, resulting in bad solderability. Therefore, all products shall be used within the period of 12 months based on the day of shipment.
- Do not expose the components to direct sunlight.
- The storage conditions in the original packaging are defined according to DIN EN 61760-2.
- The storage conditions stated in the original packaging apply to the storage time and not to the transportation time of the components.

### Packaging:

- The packaging specifications apply only to purchase orders comprising whole packaging units. If the ordered quantity exceeds or is lower than the specified packaging unit, packaging in accordance with the packaging specifications cannot be ensured.

### Handling:

- Violation of the technical product specifications such as exceeding the nominal rated current will void the warranty.
- Applying currents with audio-frequency signals may result in audible noise due to the magnetostrictive material properties.

These cautions and warnings comply with the state of the scientific and technical knowledge and are believed to be accurate and reliable. However, no responsibility is assumed for inaccuracies or incompleteness.

[ORDER  
SAMPLES](#)[SIMULATE IN  
REDEXPERT](#)

## Important Notes

The following conditions apply to all goods within the product range of Würth Elektronik eiSos GmbH & Co. KG:

### 1. General Customer Responsibility

Some goods within the product range of Würth Elektronik eiSos GmbH & Co. KG contain statements regarding general suitability for certain application areas. These statements about suitability are based on our knowledge and experience of typical requirements concerning the areas, serve as general guidance and cannot be estimated as binding statements about the suitability for a customer application. The responsibility for the applicability and use in a particular customer design is always solely within the authority of the customer. Due to this fact it is up to the customer to evaluate, where appropriate to investigate and decide whether the device with the specific product characteristics described in the product specification is valid and suitable for the respective customer application or not.

### 2. Customer Responsibility related to Specific, in particular Safety-Relevant Applications

It has to be clearly pointed out that the possibility of a malfunction of electronic components or failure before the end of the usual lifetime cannot be completely eliminated in the current state of the art, even if the products are operated within the range of the specifications. In certain customer applications requiring a very high level of safety and especially in customer applications in which the malfunction or failure of an electronic component could endanger human life or health it must be ensured by most advanced technological aid of suitable design of the customer application that no injury or damage is caused to third parties in the event of malfunction or failure of an electronic component. Therefore, customer is cautioned to verify that data sheets are current before placing orders. The current data sheets can be downloaded at [www.we-online.com](http://www.we-online.com).

### 3. Best Care and Attention

Any product-specific notes, cautions and warnings must be strictly observed. Any disregard will result in the loss of warranty.

### 4. Customer Support for Product Specifications

Some products within the product range may contain substances which are subject to restrictions in certain jurisdictions in order to serve specific technical requirements. Necessary information is available on request. In this case the field sales engineer or the internal sales person in charge should be contacted who will be happy to support in this matter.

### 5. Product R&D

Due to constant product improvement product specifications may change from time to time. As a standard reporting procedure of the Product Change Notification (PCN) according to the JEDEC-Standard inform about minor and major changes. In case of further queries regarding the PCN, the field sales engineer or the internal sales person in charge should be contacted. The basic responsibility of the customer as per Section 1 and 2 remains unaffected.

### 6. Product Life Cycle

Due to technical progress and economical evaluation we also reserve the right to discontinue production and delivery of products. As a standard reporting procedure of the Product Termination Notification (PTN) according to the JEDEC-Standard we will inform at an early stage about inevitable product discontinuance. According to this we cannot guarantee that all products within our product range will always be available. Therefore it needs to be verified with the field sales engineer or the internal

sales person in charge about the current product availability expectancy before or when the product for application design-in disposal is considered. The approach named above does not apply in the case of individual agreements deviating from the foregoing for customer-specific products.

### 7. Property Rights

All the rights for contractual products produced by Würth Elektronik eiSos GmbH & Co. KG on the basis of ideas, development contracts as well as models or templates that are subject to copyright, patent or commercial protection supplied to the customer will remain with Würth Elektronik eiSos GmbH & Co. KG. Würth Elektronik eiSos GmbH & Co. KG does not warrant or represent that any license, either expressed or implied, is granted under any patent right, copyright, mask work right, or other intellectual property right relating to any combination, application, or process in which Würth Elektronik eiSos GmbH & Co. KG components or services are used.

### 8. General Terms and Conditions

Unless otherwise agreed in individual contracts, all orders are subject to the current version of the "General Terms and Conditions of Würth Elektronik eiSos Group", last version available at [www.we-online.com](http://www.we-online.com).

[ORDER  
SAMPLES](#)[SIMULATE IN  
REDEXPERT](#)