

# Application Note

## Advantages of LED Lighting in Horticultural Applications



ANO003 // DR. RICHARD BLAKEY

### 1 Introduction

High intensity discharge (HID) lamps are the current industry standard used by the artificial lighting greenhouse industry because of their economic viability and providing a consistent, adequate spectrum for plant growth [1]. Light emitting diodes (LED) provide a multitude of advantages as horticultural lighting sources but early difficulties, primarily cost and intensity, limited their implementation in horticultural applications. However, rapid advances in LED design and manufacture have closed the gap to traditional discharge based lighting technologies and are now becoming an economically viable alternative to HID sources, especially for high-value crops [2], which some have called “a monumental shift” [3]. The following AppNote compares the advantages of LEDs with traditional HID light sources for horticultural applications. Although the properties have been addressed in different sections, they are highly interrelated. Gains in one performance characteristic will compromise others. For an introduction to the use of LEDs in horticultural applications, please refer to [ANO002 LEDs - The Future of Horticultural Lighting](#).

### 2 Output Intensity

Initially, the intensity of LEDs was too low to be of practical use in horticulture, being more suited to indicator lights and control panel backlighting. The intensity of light that can now be generated by LEDs means photosynthetic photon flux (PPF) output is comparable to that of HID sources when used in clusters. The output intensity of lighting is

usually expressed in lumens, as humans perceive light, which is biased towards the sensitivity of the eye. However, photosynthesis and plant growth is driven by photons and so is quantified as PPF. This is especially important when comparing LEDs that can generate specific wavelengths of light. As radiant energy is inversely proportional to wavelength, “red photons” have a lower radiant energy content resulting in more photons being generated per unit of input energy. This means that although blue LEDs have higher radiant flux than red LEDs, the difference in PPF is much closer (Figure 1). It is difficult to compare the output intensity of LED and HID sources in a useful way due to a number of factors including, the number of LEDs, the inherent radiation pattern of the devices (LEDs are unidirectional while HID lamps have an omnidirectional broad emission pattern), and the use of reflectors and lenses. The aim is to maximize the transfer of the emitted light from the light source to the plant leaves. It may be therefore, more interesting to consider how light is delivered to the plants. There is no perfect emission distribution pattern but there are some that are more suitable for certain greenhouse configurations. Precision overhead luminaires and lenses can be used to control the emission pattern of HID devices and focus light to the plant growth areas. This is necessary in small greenhouses with widely separated cultivation areas. Canopy photon capture efficiency of above 90% can be achieved in this manner, regardless of the light source. But capture rates near to 100% can be achieved using LED intracanopy lighting [4]. The heat generated by HID fixtures makes intracanopy lighting infeasible.

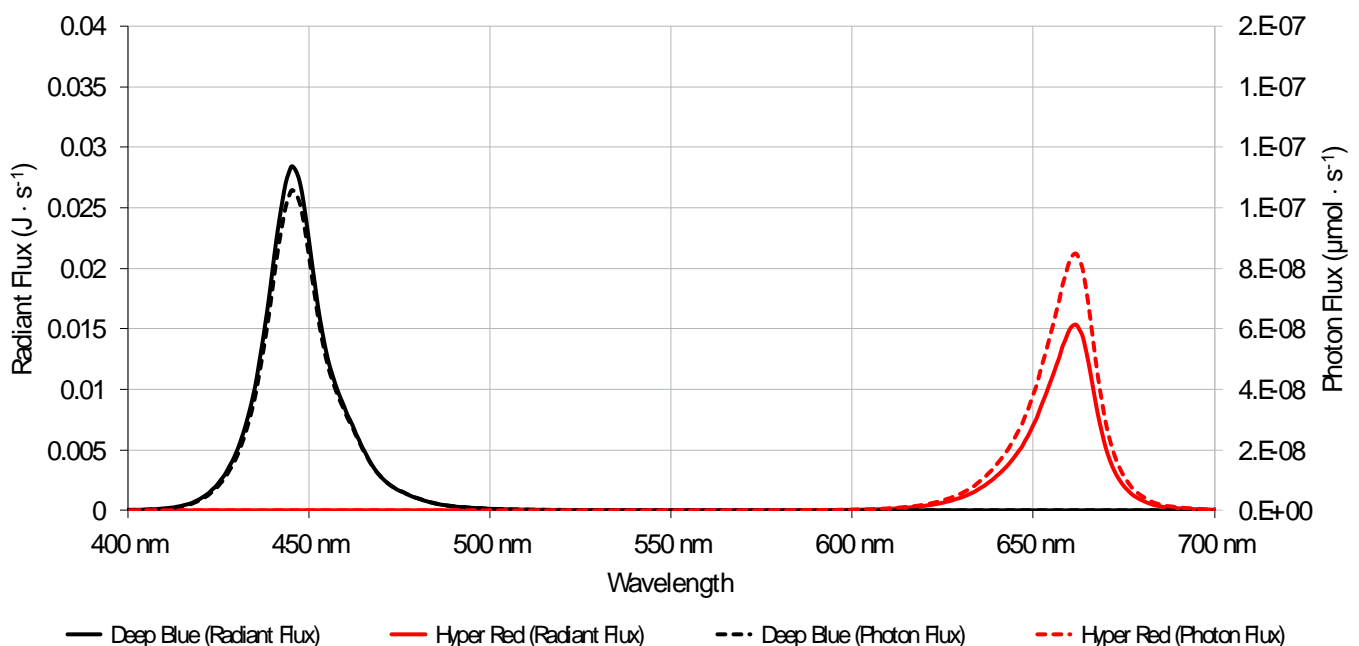


Figure 1: Comparison of PPF and radiant flux of the WL-SMDC Deep Blue (150 353 DS7 4500) and Hyper Red (150 353 HS7 4500)

# Application Note

## Advantages of LED Lighting in Horticultural Applications



### 3 Efficiency

The potential efficiency of LEDs [5] over traditional lighting sources has long been recognized [6]. This is because of their low losses, generated as heat, meaning a greater proportion of the electricity goes towards generating light. Additionally, this means the light source can be placed extremely close or even within the plant canopy. The efficiency (wall-plug efficiency) of light sources is usually expressed as the radiant flux (W) per electrical input power (W) or luminous efficacy, expressed as luminous flux (lm) per electrical input power (W) but for horticulture, photon efficacy is used ( $\mu\text{mol J}^{-1}$ ). This is the output of photosynthetic photons ( $\mu\text{mol s}^{-1}$ ) as a function of the input power (W). As discussed in Section 2, the PPF and radiant flux will vary greatly between different wavelengths of LED. Although blue LEDs have higher wall-plug efficiency than red LEDs, the difference in photon efficacy is much closer

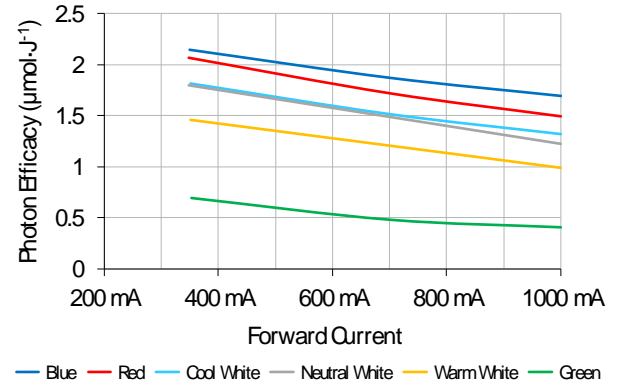
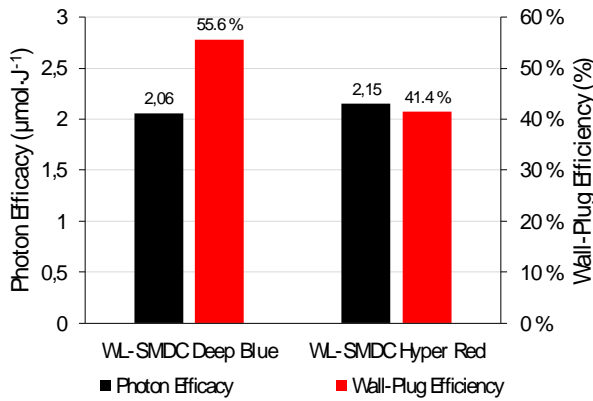


Figure 3: Typical Photon Efficacy ( $\mu\text{mol/J}$ ) as a Function of Input Forward Current (mA)



(Figure 2

Figure).

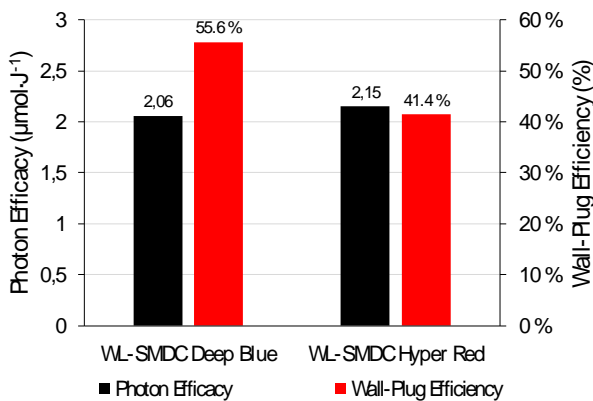


Figure 2: Comparison of Photon Efficacy and Wall Plug Efficiency of the WL-SMDC Deep Blue (150 353 DS7 4500) and Hyper Red (150 353 HS7 4500)

This is further complicated by the efficiency of LEDs being different for different materials used to generate different wavelengths in addition to changing as a function of the input current (Figure 3). The most efficient 'colors' of LED, based on photon efficacy, are blue and red.

# Application Note

## Advantages of LED Lighting in Horticultural Applications



To compare HID and LED light sources directly, the focus is on the efficiency of the conversion of electrical power to photosynthetic active photons (Table 1 Fehler! Verweisquelle konnte nicht gefunden werden.).

Light Source Type	Electrical Input (W)	PPF ( $\mu\text{mol s}^{-1}$ )	Photon efficacy ( $\mu\text{mol J}^{-1}$ )
High Pressure Sodium <sup>[7]</sup>			
400 W (Magnetic)	443	416	0.94
1000 W (Magnetic)	1067	1090	1.02
1000 W (Magnetic)	1024	1333	1.30
Ceramic Metal Halide <sup>[7]</sup>			
315 W (3100 K)	337	491	1.46
315 W (4200 K)	340	468	1.38
Flourescent <sup>[7]</sup>			
400 W (Induction)	394	374	0.95
60 W	58	48	0.84
Light Emitting Diode (@350 mA)			
WL-SMDC Deep Blue (150353DS74500)	1.12	2.31	2.06
WL-SMDC Hyper Red (150353HS74500)	0.84	1.81	2.15
WL-SMTC Moonlight (158353030)	1.12	1.58	1.41
WL-SMTC Daylight (158353050)	1.12	1.69	1.51

**Table 1: The Most Efficient 'Colors' of LED, Based on Photon Efficacy, are Blue and Red**

The result of this is that the efficiency is highly sensitive to electricity prices (Figure 4). As the price of electricity increases, the savings of implementing an LED lighting system become far more significant.

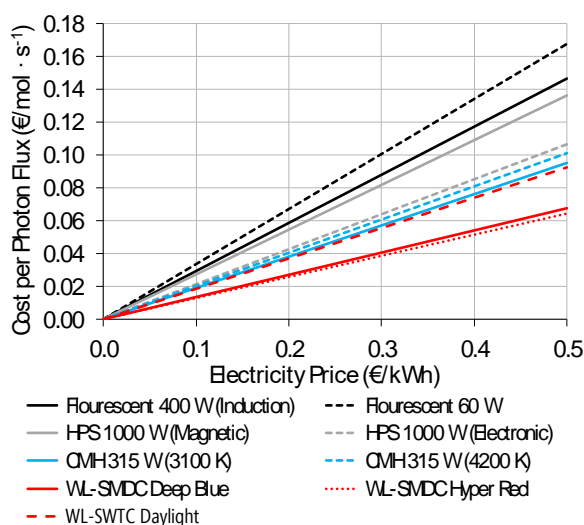


Figure 4: Cost per PPF as a Function of Electricity Prices in High-Pressure Sodium (Grey), Metal Halide (Blue), Fluorescent (Black) and LED (Red).

# Application Note

## Advantages of LED Lighting in Horticultural Applications



### 4 Light Quality

The key advantage of LEDs here is the ability to adjust and optimize the total light spectrum. This can be used to enhance and improve photosynthetic efficiency and control developmental phases [8] but also to reduce the amount of wasted light and therefore energy. Because of their monochromatic output, a number of LEDs with different wavelengths can be used to configure light “recipes” specific to species, cultivars and growth phases [9]. This is opposed to HID sources that have a fixed output spectrum, which supply sufficient quantities of light in some wavelengths while providing excessive or deficient quantities at others (Figure 5). Additionally, the light recipe cannot be modified to suit a plants development (Figure 6). There are currently a number of projects that use feedback control to optimize the light recipe (and other parameters) to the growth stage of plant. These systems use cameras, usually in the visible or infrared spectrum.

The ultraviolet region (UVA and UVB, 280 to 400 nm) is currently a very interesting topic in horticulture. Sunlight consists of 9 % UV (percent of PPF) while HID sources emit a fixed level of 0.3 to 8 % UV radiation (percent of PPF) [10]. With LEDs, it is very easy to control the level of exposure. Deficient levels of UV can interrupt development in some plant species [11]. HID sources have minimal far-red radiation (710 to 740 nm), which LEDs are capable of efficiently generating.

**The importance of far-red radiation can be found in ANO004.** Green LEDs (530 to 580 nm) are not usually directly utilized in LED fixtures as these frequencies were thought to be less important for photosynthesis. However, these wavelengths have better penetration through the canopy and can be important for development and response mechanisms [12]. Light in this wavelength range are usually delivered using white (phosphor) LEDs that also augment blue wavelengths.

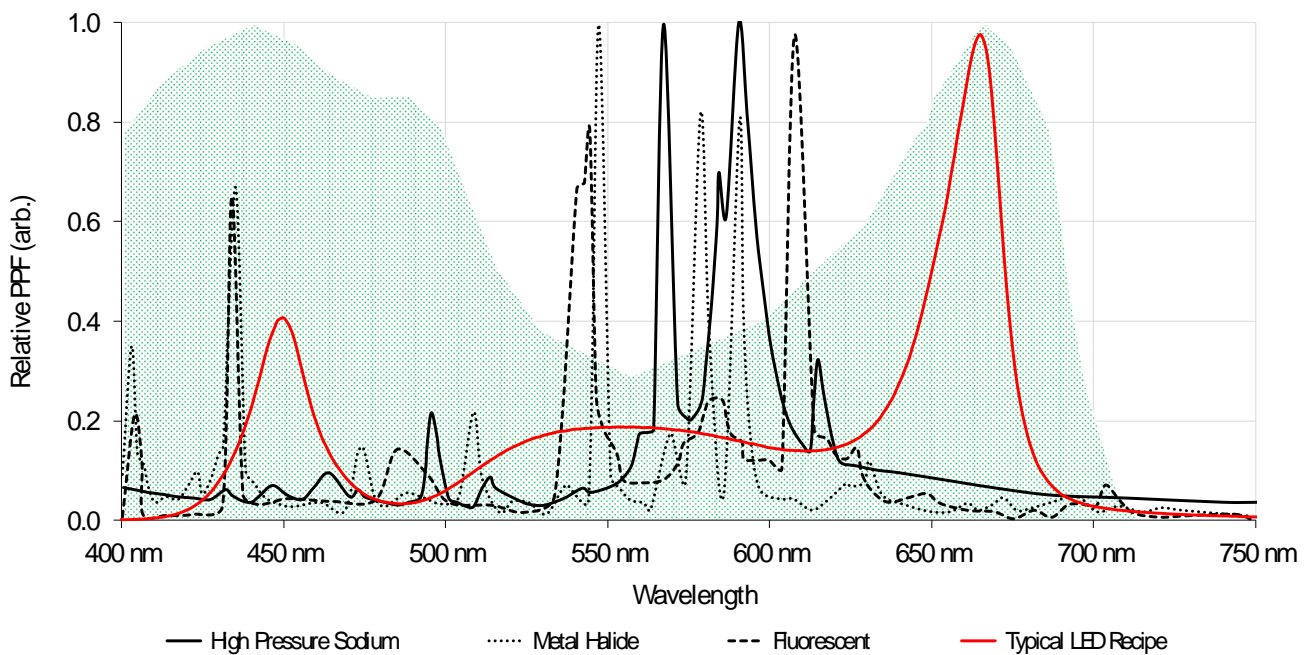


Figure 5: Typical Emission Spectra of Light Sources used in Horticulture.

The green shaded area represents the action spectrum of photosynthesis meaning any peaks outside of this is wasted energy

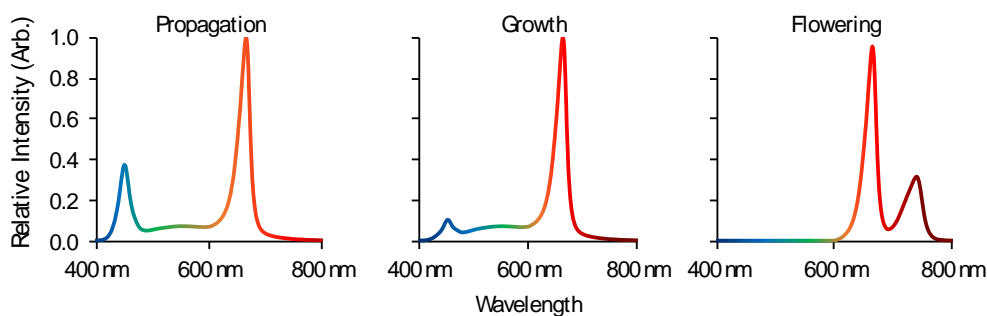


Figure 6: Possible Light Recipes used in Different Developmental Phases of Plants

# Application Note

## Advantages of LED Lighting in Horticultural Applications



### 5 Lifespan

When operated at appropriate temperatures, i.e. that well below the maximum operating temperature, LEDs can last for up to 60,000 hours equating to 9.1, 13.7 and 20.5 years when operated for 18, 12 and 8 hours a day respectively. This is greatly reduced when LEDs operate at higher temperatures because of ambient temperature or being driven with higher currents (Figure 7).

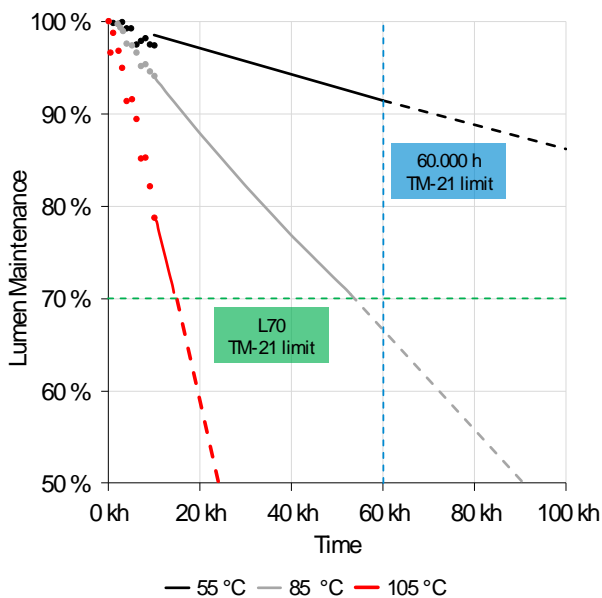


Figure 7: Typical Lumen Maintenance of One Type of LED at Different Operating Temperatures [13]. Markers Represent Measured Data and Lines the extrapolated Lifespan as per IES TM-21. Dashed Lines Represent Predictions Beyond the Limits of TM-21

The lower the operating temperature, the longer lifespan LEDs have. In their lifespan, LEDs can drop to around 70 % of their luminous output. However, this is highly dependent upon operating temperature.

Because of the relatively high investment needed to replace LED fixtures, it is thought LEDs will be operated to the limit of their lifespan despite the lower PPF in the end-of-life period (like HID lamps). Replacement of individual LEDs is prohibitively expensive and impractical in the field. However, the LED is often not the limiting factor. Power supplies, fans, and other components (sealings, fixtures, enclosures, etc.) in LED fixtures can fail well before the LEDs themselves. It is therefore important for any LED fixture fabricator to ensure the supporting electronics for the LEDs are designed with reliability in mind, operating well within operating limits to maximize the lifespan of the fixture to match the lifespan of the LEDs. Double-ended high-pressure sodium lamps (1000 W) have a life expectancy of 10,000 to 24,000 hours (based on manufacturer literature), or 3.7, 5.5 and 8.2 years when used an average of 18, 12 and 8 hours per day respectively. However, due to the lumen maintenance performance, it is expected a lamp will be replaced within the first five years. Replacing the bulb increases maintenance costs, due to labor and replacing the bulb.

Metal halide lamps have a lifespan between 6,000 and 20,000 while fluorescent (T-5 and T-8) a lifespan of 20,000 to 36,000. Again, due to the lumen maintenance, it is expected that lamps will be replaced before this maximum is reached. A comparison of the lifespan of light sources can be seen below (Figure 8).

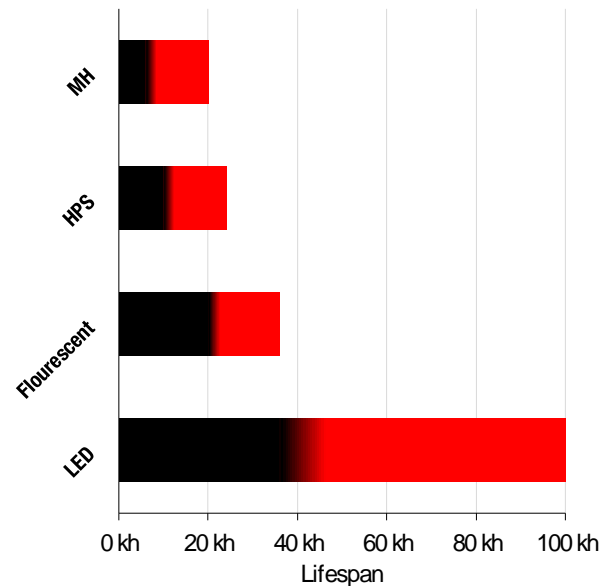


Figure 8: Comparison of Life Expectancy Between Metal halide (MH), High-Pressure S(HPS), Fluorescent and LED Light Sources.

### 6 Physical properties and environmental impact

The small size of LEDs and their fixtures, in combination with their low operating temperatures, allows them to be positioned in places HID sources cannot such as intracanopy lighting and means there is no risk of burn injuries to operators. Their low operating temperature also allows LED fixtures to be fully or partially encased which can be water and/or dust resistant. Because of their fabrication, LEDs are significantly more resistant to shock meaning less risk when handling or transporting lamps and fixtures. They do not use glass in their fabrication which can be easily damaged and cause injury. Unlike HID light sources, LEDs are RoHS compliant, which means they do not contain mercury that necessitates specialized disposal. In addition, they do not generate UV wavelengths (unless specifically added) as HID lamps can do if damaged. Because LEDs can be operated close to the canopy with a smaller emission pattern, and because they only emit the specific wavelengths used by plants they produce much less wasted light and therefore reduce energy electricity use.

# Application Note

## Advantages of LED Lighting in Horticultural Applications



### 7 Summary

The performance of LEDs has increased enormously in recent years. When operated at an optimal temperature, with a well-designed power supply, and an optimized spectral output, LED light sources can compete with HID light sources and will surpass them in the near future. Würth Elektronik offers the **WL-SMDC** SMD Mono-color Ceramic LED Waterclear range of LEDs (Figure 9). The WL-SMDC range has been expanded to include wavelengths of 450 nm (Deep Blue), 660 nm (Hyper Red) and 730 nm (Far Red), which have been optimized to match the absorption spectra of photosynthetic pigments. In addition to the existing products in the **WL-SMDC**, **WL-SWTC**, **WL-SUMW** and **WL-SIMW** a diverse range of combinations is possible that can be catered to the target cultivar.




Figure 9: Würth Elektronik WL-SMDC SMD Mono-Color Ceramic LED Waterclear

# Application Note

## Advantages of LED Lighting in Horticultural Applications



### A. Appendix

#### A.1. Bibliography

- [1] C. Gómez, R. C. Morrow, C. M. Bourget, G. D. Massa, and C. A. Mitchell, "Comparison of Intracanopy Light-emitting Diode Towers and Overhead High-pressure Sodium Lamps for Supplemental Lighting of Greenhouse-grown Tomatoes," *HortTechnology*, vol. 23, no. 1, pp. 93–98, Feb. 2013.
- [2] M. P. Dzakovich, C. Gómez, and C. A. Mitchell, "Tomatoes Grown with Light-emitting Diodes or High-pressure Sodium Supplemental Lights have Similar Fruit-quality Attributes," *HortScience*, vol. 50, no. 10, pp. 1498–1502, Oct. 2015.
- [3] P. Morgan Pattison, M. Hansen, and J. Y. Tsao, "LED lighting efficacy: Status and directions," *Comptes Rendus Phys.*, 2017.
- [4] J. M. Frantz, R. J. Joly, and C. A. Mitchell, "Intracanopy Lighting Influences Radiation Capture, Productivity, and Leaf Senescence in Cowpea Canopies," *J. Am. Soc. Hortic. Sci.*, vol. 125, no. 6, pp. 694–701, Nov. 2000.
- [5] P. Santhanam, D. J. Gray, and R. J. Ram, "Thermoelectrically Pumped Light-Emitting Diodes Operating above Unity Efficiency," *Phys. Rev. Lett.*, vol. 108, no. 9, p. 97403, Feb. 2012.
- [6] A. A. Bergh and P. J. Dean, *Light-emitting diodes*. 1976.
- [7] J. A. Nelson and B. Bugbee, "Economic Analysis of Greenhouse Lighting: Light Emitting Diodes vs. High Intensity Discharge Fixtures," *PLoS One*, vol. 9, no. 6, p. e99010, Jun. 2014.
- [8] Z.-C. Yang, C. Kubota, P.-L. Chia, and M. Kacira, "Effect of end-of-day far-red light from a movable LED fixture on squash rootstock hypocotyl elongation," *Sci. Hortic. (Amsterdam)*, vol. 136, pp. 81–86, 2012.
- [9] G. D. Massa, H.-H. Kim, R. M. Wheeler, and C. A. Mitchell, "Plant Productivity in Response to LED Lighting," *HortScience*, vol. 43, no. 7, pp. 1951–1956, Dec. 2008.
- [10] J. A. Nelson and B. Bugbee, "Spectral characteristics of lamp types for plant biology," in *Poster session presented at: NCERA 101 2013 Annual Meeting*, 2013.
- [11] J. K. Craver, C. T. Miller, K. A. Williams, and N. M. Bello, "Ultraviolet Radiation Affects Intumescence Development in Ornamental Sweetpotato (*Ipomoea batatas*)," *HortScience*, vol. 49, no. 10, pp. 1277–1283, Oct. 2014.
- [12] S.-W. Kong, H.-Y. Chung, M.-Y. Chang, and W. Fang, "The Contribution of Different Spectral Sections to Increase Fresh Weight of Boston Lettuce," *HortScience*, vol. 50, no. 7, pp. 1006–1010, Jul. 2015.
- [13] M. Royer, "Lumen Maintenance and Light Loss Factors: Consequences of Current Design Practices for LEDs," 2013.

# Application Note

## Advantages of LED lighting in horticultural applications



### IMPORTANT NOTICE

The Application Note is based on our knowledge and experience of typical requirements concerning these areas. It serves as general guidance and should not be construed as a commitment for the suitability for customer applications by Würth Elektronik eiSos GmbH & Co. KG. The information in the Application Note is subject to change without notice. This document and parts thereof must not be reproduced or copied without written permission, and contents thereof must not be imparted to a third party nor be used for any unauthorized purpose.

Würth Elektronik eiSos GmbH & Co. KG and its subsidiaries and affiliates (WE) are not liable for application assistance of any kind. Customers may use WE's assistance and product recommendations for their applications and design. The responsibility for the applicability and use of WE Products in a particular customer design is always solely within the authority of the customer. Due to this fact it is up to the customer to evaluate and investigate, where appropriate, and decide whether the device with the specific product characteristics described in the product specification is valid and suitable for the respective customer application or not.

The technical specifications are stated in the current data sheet of the products. Therefore the customers shall use the data sheets and are cautioned to verify that data sheets are current. The current data sheets can be downloaded at [www.we-online.com](http://www.we-online.com). Customers shall strictly observe any product-specific notes, cautions and warnings. WE reserves the right to make corrections, modifications, enhancements, improvements, and other changes to its products and services.

WE DOES NOT WARRANT OR REPRESENT THAT ANY LICENSE, EITHER EXPRESS OR IMPLIED, IS GRANTED UNDER ANY PATENT RIGHT,

COPYRIGHT, MASK WORK RIGHT, OR OTHER INTELLECTUAL PROPERTY RIGHT RELATING TO ANY COMBINATION, MACHINE, OR PROCESS IN WHICH WE PRODUCTS OR SERVICES ARE USED. INFORMATION PUBLISHED BY WE REGARDING THIRD-PARTY PRODUCTS OR SERVICES DOES NOT CONSTITUTE A LICENSE FROM WE TO USE SUCH PRODUCTS OR SERVICES OR A WARRANTY OR ENDORSEMENT THEREOF.

WE products are not authorized for use in safety-critical applications, or where a failure of the product is reasonably expected to cause severe personal injury or death. Moreover, WE products are neither designed nor intended for use in areas such as military, aerospace, aviation, nuclear control, submarine, transportation (automotive control, train control, ship control), transportation signal, disaster prevention, medical, public information network etc. Customers shall inform WE about the intent of such usage before design-in stage. In certain customer applications requiring a very high level of safety and in which the malfunction or failure of an electronic component could endanger human life or health, customers must ensure that they have all necessary expertise in the safety and regulatory ramifications of their applications. Customers acknowledge and agree that they are solely responsible for all legal, regulatory and safety-related requirements concerning their products and any use of WE products in such safety-critical applications, notwithstanding any applications-related information or support that may be provided by WE.

CUSTOMERS SHALL INDEMNIFY WE AGAINST ANY DAMAGES ARISING OUT OF THE USE OF WE PRODUCTS IN SUCH SAFETY-CRITICAL APPLICATIONS.

### USEFUL LINKS



Application Notes

[www.we-online.com/appnotes](http://www.we-online.com/appnotes)



REDEXPERT Design Platform

[www.we-online.com/redexpert](http://www.we-online.com/redexpert)



Toolbox

[www.we-online.com/toolbox](http://www.we-online.com/toolbox)



Product Catalog

[www.we-online.com/products](http://www.we-online.com/products)

### CONTACT INFORMATION

[appnotes@we-online.com](mailto:appnotes@we-online.com)

Tel. +49 7942 945 - 0



Würth Elektronik eiSos GmbH & Co. KG  
Max-Eyth-Str. 1 · 74638 Waldenburg · Germany

[www.we-online.com](http://www.we-online.com)

