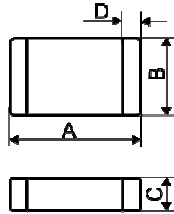


# Specification for release

Customer : \_\_\_\_\_  
 Ordercode: **8231714A**  
 Description : **ESD Suppressor WE-VE femtoF**



## A Dimensions:



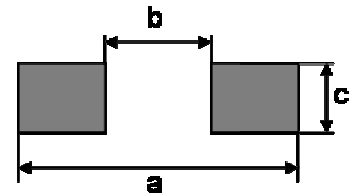
	Size 0402	
A	<b>1.0 ± 0.2</b>	mm
B	<b>0.5 ± 0.2</b>	mm
C	<b>0.6 max</b>	mm
D	<b>0.3 ± 0.2</b>	mm

## B Electrical properties:

Properties	Test Conditions		Value	Unit	Tol.
DC operating voltage		$V_{DC}$	14	V	max
capacitance	1 MHz	$C_{typ}$	0.05	pF	typ
capacitance	1 MHz	$C_{max}$	0.15	pF	max
leakage current	12 VDC	$I_{L max}$	0.05	µA	max
trigger voltage	TLP measurement	$V_{Tr}$	275	V	typ
clamping voltage	8kV Contact, 30ns	$V_{Cl}$	45	V	typ
ESD withstand	8kV Contact		1000		min

## C Soldering spec.:

**1.5 - 2.2** a [mm]  
**0.5** b [mm]  
**0.6** c [mm]



## D Test equipment:

**Keithley 2410** for leakage Current  
**Agilent 4396B Analyzer** for Capacitance

## E Test conditions:

Humidity: 33%  
 Temperature: +20°C

## F Material & approvals:

Base material: Ceramic

## G General specifications:

Storage temperature: -20°C ... +60°C  
 Max. operating temperature: -40°C ... +85°C

General Release:		Customer	
.....	.....		
Date	Signature		
	<b>Würth Elektronik</b>		
.....	.....		
Checked	Approved	JB	Version 1
		Name	Modification
			Date

This electronic component has been designed and developed for usage in general electronic equipment. Before incorporating this component into any equipment where higher safety and reliability is especially required or if there is the possibility of direct damage or injury to human body, for example in the range of aerospace, aviation, nuclear control, submarine, transportation, (automotive control, train control, ship control), transportation signal, disaster prevention, medical, public information network etc, Würth Elektronik eiSos GmbH must be informed before the design-in stage. In addition, sufficient reliability evaluation checks for safety must be performed on every electronic component which is used in electrical circuits that require high safety and reliability functions or performance.

### Würth Elektronik eiSos GmbH & Co. KG

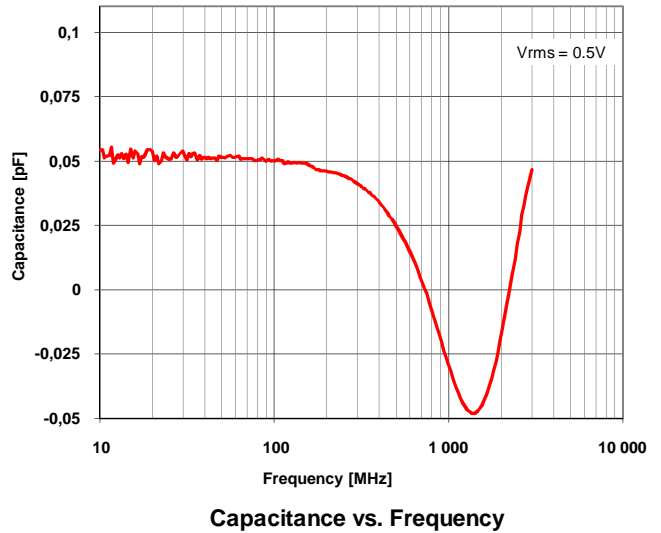
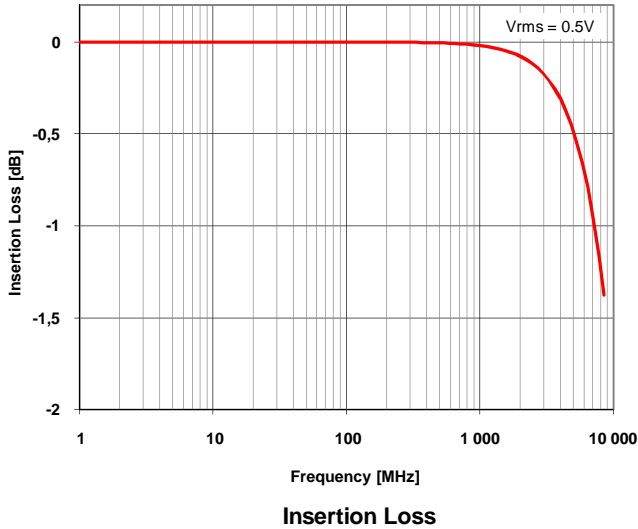
D-74638 Waldenburg · Max-Eyth-Strasse 1 · Germany · Phone (+49) (0) 7942 - 945 - 0 · Fax (+49) (0) 7942 - 945 - 400  
<http://www.we-online.com>

# Specification for release

Customer : \_\_\_\_\_  
 Ordercode: **8231714A**  
 Description : **ESD Suppressor WE-VE femtoF**



## H Typical Characteristics:



General Release:	<b>Customer</b>			
	Date	Signature		
	<b>Würth Elektronik</b>			
	Checked	Approved	JB	Version 1
			Name	Date
			Modification	2010-12-14

This electronic component has been designed and developed for usage in general electronic equipment. Before incorporating this component into any equipment where higher safety and reliability is especially required or if there is the possibility of direct damage or injury to human body, for example in the range of aerospace, aviation, nuclear control, submarine, transportation, (automotive control, train control, ship control), transportation signal, disaster prevention, medical, public information network etc, Würth Elektronik eiSos GmbH must be informed before the design-in stage. In addition, sufficient reliability evaluation checks for safety must be performed on every electronic component which is used in electrical circuits that require high safety and reliability functions or performance.

### Würth Elektronik eiSos GmbH & Co. KG

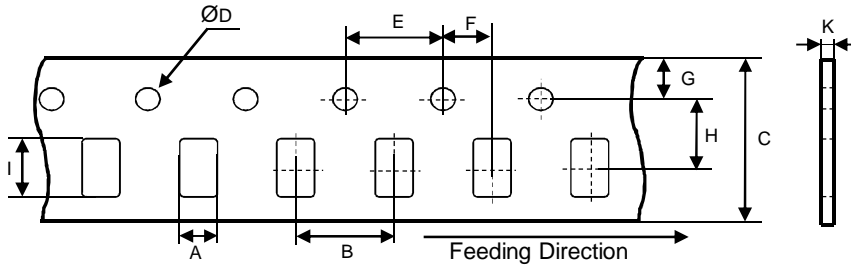
D-74638 Waldenburg · Max-Eyth-Strasse 1 · Germany · Phone (+49) (0) 7942 - 945 - 0 · Fax (+49) (0) 7942 - 945 - 400  
<http://www.we-online.com>

# Specification for release

Customer : \_\_\_\_\_  
 Ordercode: **8231714A**  
 Description : **ESD Suppressor WE-VE femtoF**  
**8231714A**

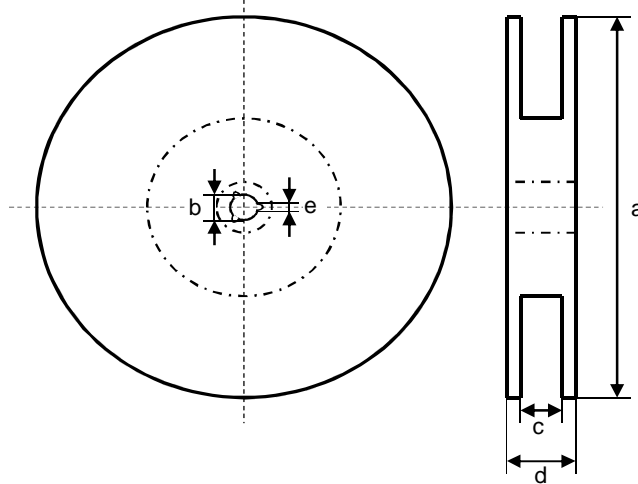


## I Tape:

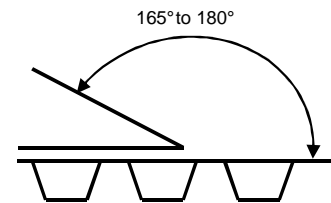


A	<b>0.69 typ</b>	mm
B	<b>2.00 ± 0.10</b>	mm
C	<b>8.0 +0.3/-0.1</b>	mm
D	<b>1.50 + 0.20</b>	mm
E	<b>4.00 ± 0.10</b>	mm
F	<b>2.00 ± 0.10</b>	mm
G	<b>1.75 ± 0.10</b>	mm
H	<b>3.50 ± 0.05</b>	mm
I	<b>1.19 typ</b>	mm
J	<b>0.66 max</b>	mm

## J Reel:



a	<b>178.0 ± 2.0</b>	mm
b	<b>13.0 ± 0.8</b>	mm
c	<b>7.9 min</b>	mm
d	<b>14.4 max</b>	mm
e	<b>1.5 min</b>	mm



**Quantity per Reel: 10000 pcs**

General Release:	Customer			
	Signature			
Date	Würth Elektronik			
Checked	Approved	JB	Version 1	2010-12-14
		Name	Modification	Date

This electronic component has been designed and developed for usage in general electronic equipment. Before incorporating this component into any equipment where higher safety and reliability is especially required or if there is the possibility of direct damage or injury to human body, for example in the range of aerospace, aviation, nuclear control, submarine, transportation, (automotive control, train control, ship control), transportation signal, disaster prevention, medical, public information network etc, Würth Elektronik eiSos GmbH must be informed before the design-in stage. In addition, sufficient reliability evaluation checks for safety must be performed on every electronic component which is used in electrical circuits that require high safety and reliability functions or performance.

### Würth Elektronik eiSos GmbH & Co. KG

D-74638 Waldenburg · Max-Eyth-Strasse 1 · Germany · Phone (+49) (0) 7942 - 945 - 0 · Fax (+49) (0) 7942 - 945 - 400  
<http://www.we-online.com>