

CUSTOMER TERMINAL	RoHS	LEAD(Pb)-FREE
Sn96%, Ag4%	Yes	Yes

more than you expect



ELECTRICAL SPECIFICATIONS @ 25°C unless otherwise noted:

PARAMETER	TEST CONDITIONS	VALUE
D.C. RESISTANCE	3-5 @20°C	0.139 ohms max.
D.C. RESISTANCE	8-9 @20°C	0.008 ohms max.
D.C. RESISTANCE	8-10 @20°C	0.008 ohms max.
D.C. RESISTANCE	12-13 @20°C	0.006 ohms max.
D.C. RESISTANCE	12-14 @20°C	0.006 ohms max.
INDUCTANCE	3-5 50kHz, 100mVAC, Ls	636uH ±10%
LEAKAGE INDUCTANCE	3-5 tie(8+9+10+12+13+14), 100kHz, 100mVAC, Ls	100uH ±5%
DIELECTRIC	3-9 tie(9+13), 3750VAC, 1 second	-
DIELECTRIC	3-Core 1800VAC, 1 second	-
DIELECTRIC	9-Core tie(9+13), 1800VAC, 1 second	-
TURNS RATIO	(3-5):(9-8)	8.5:1, ±2%
TURNS RATIO	(3-5):(8-10)	8.5:1, ±2%
TURNS RATIO	(3-5):(13-12)	17:1, ±2%
TURNS RATIO	(3-5):(12-14)	17:1, ±2%

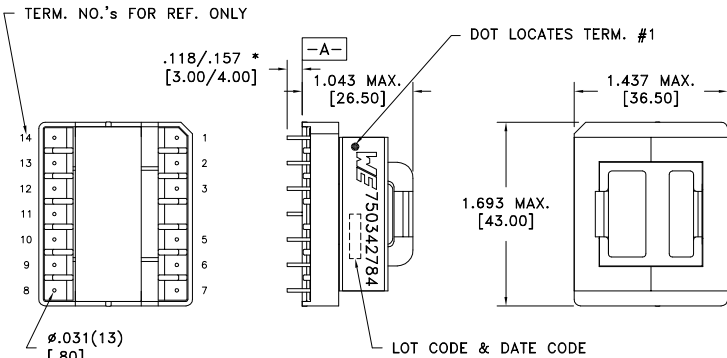
GENERAL SPECIFICATIONS:

OPERATING TEMPERATURE RANGE: -40°C to +125°C including temp rise.

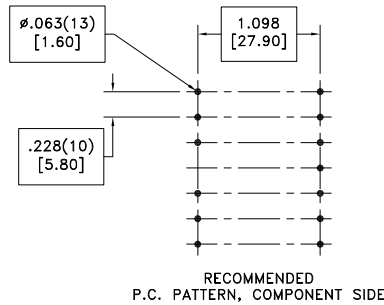
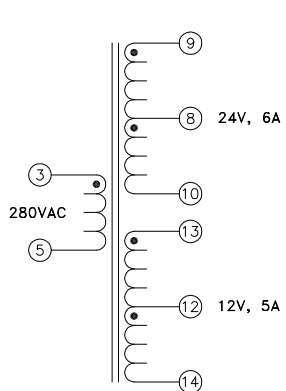
Designed to comply with the following requirements as defined by IEC60950-1, EN60950-1, UL60950-1/CSA60950-1 and AS/NZS60950.1:

- Reinforced insulation for a primary circuit at a working voltage of 400VDC.

* DIMENSION MAY BE EXCEEDED WITH SOLDER ONLY



PART MUST INSERT FULLY TO SURFACE A IN RECOMMENDED GRID



RECOMMENDED P.C. PATTERN, COMPONENT SIDE

Wire insulation & RoHS status not affected by wire color.
Wire insulation color may vary depending on availability.

REV.	DATE	Packaging Specifications Method: Tray PKG-0859 www.we-online.com/midcom		Tolerances unless otherwise specified: Angles: ±1° Fractions: ±1/64 Decimals: ±.005 [.13] Footprint: ±.001 [.03]	DRAWING TITLE TRANSFORMER	PART NO. 750342784
6A	8/15	SEE REVISION SHEET FOR REVISION LEVEL	CONVENTION PLACEMENT	This drawing is dual dimensioned. Dimensions in brackets are in millimeters.	eiSos p/n: 750342784	SPECIFICATION SHEET 1 OF 1