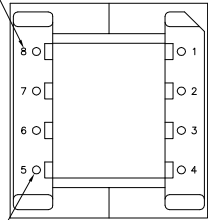


CUSTOMER TERMINAL	RoHS	LEAD(Pb)-FREE
Sn96%, Ag4%	Yes	Yes

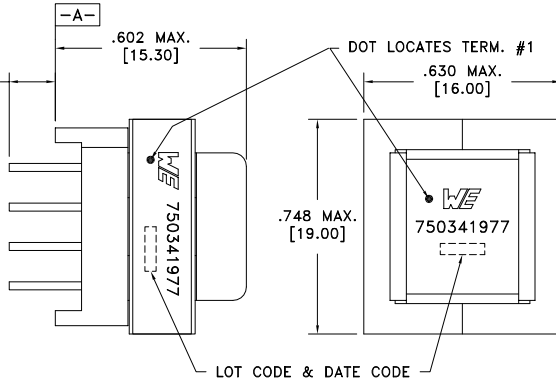
more than you expect



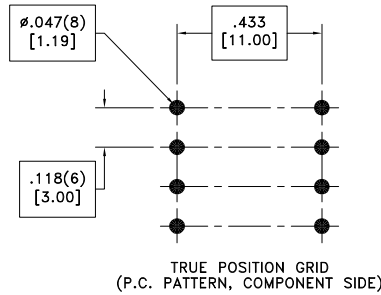
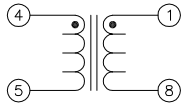
TERM. NO.'s FOR REF. ONLY
.130/.150
[3.30/3.81]



∅.024(8)
[.60]
PART MUST INSERT FULLY TO SURFACE A IN TRUE POSITION GRID



ALTERNATE MARKING DETAIL



ELECTRICAL SPECIFICATIONS @ 25°C unless otherwise noted:

PARAMETER	TEST CONDITIONS	VALUE
D.C. RESISTANCE	4-5 @20°C	1.265 ohms max.
D.C. RESISTANCE	1-8 @20°C	0.160 ohms max.
INDUCTANCE	4-5 100kHz, 1.0VAC, Ls	1.35mH ±6%
DIELECTRIC	1-4 500VAC, 1 second	-
TURNS RATIO	(4-5):(1-8)	10:1, ±2%

GENERAL SPECIFICATIONS:

OPERATING TEMPERATURE RANGE: -40°C to +125°C including temp rise.

Wire insulation & RoHS status not affected by wire color.
Wire insulation color may vary depending on availability.

REV.	DATE	Packaging Specifications Method: Tray PKG-0887 www.we-online.com/midcom		Tolerances unless otherwise specified: Angles: ±1° Fractions: ±1/64 Decimals: ±.005 [.13] Footprint: ±.001 [.03]	DRAWING TITLE INDUCTOR	PART NO. 750341977
6A	10/13	SEE REVISION SHEET FOR REVISION LEVEL	CONVENTION PLACEMENT	This drawing is dual dimensioned. Dimensions in brackets are in millimeters.	eiSos p/n: 750341977	SPECIFICATION SHEET 1 OF 1