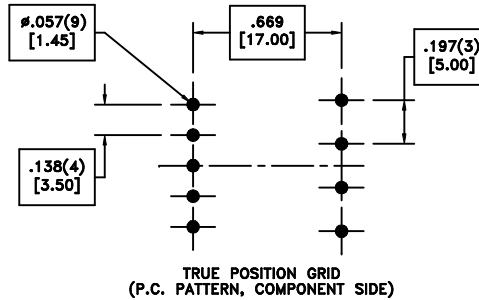
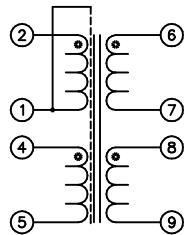
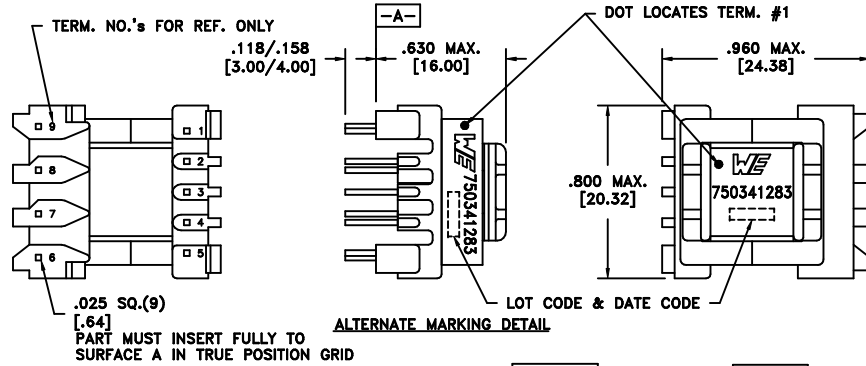


CUSTOMER TERMINAL	RoHS	LEAD(Pb)-FREE
Sn100%	Yes	Yes

more than you expect



**ELECTRICAL SPECIFICATIONS @ 25°C unless otherwise noted:**

PARAMETER	TEST CONDITIONS	VALUE
D.C. RESISTANCE	2-1 @20°C	3.80 ohms max.
D.C. RESISTANCE	6-7 @20°C	0.35 ohms max.
D.C. RESISTANCE	8-9 @20°C	0.02 ohms max.
D.C. RESISTANCE	4-5 @20°C	0.18 ohms max.
INDUCTANCE	2-1 10kHz, 1.0VAC, L <sub>s</sub>	1109uH ±10%
LEAKAGE INDUCTANCE	2-1 tie(6+7+8+9+4+5), 100kHz, 1.0VAC, L <sub>s</sub>	33.3uH max.
DIELECTRIC	1-6 tie(7+8, 1+4), 3600VAC, 1 second	3000VAC, 1 minute
TURNS RATIO	(2-1):(6-7)	8.928:1, ±2%
TURNS RATIO	(2-1):(8-9)	20.833:1, ±2%
TURNS RATIO	(2-1):(4-5)	7.8125:1, ±2%

**GENERAL SPECIFICATIONS:**

OPERATING TEMPERATURE RANGE: -40°C to +125°C including temp rise.

Designed to comply with the following requirements as defined by IEC60950-1, EN60950-1, UL60950-1/CSA60950-1 and AS/NZS60950.1:

- Reinforced insulation for a primary circuit at a working voltage of 400VDC.

Wire insulation & RoHS status not affected by wire color.  
 Wire insulation color may vary depending on availability.

REV.	DATE	Packaging Specifications Method: Tray PKG-0735 www.we-online.com/midcom		Tolerances unless otherwise specified: Angles: ±1°      Decimals: ±.005 [.13] Fractions: ±1/64      Footprint: ±.001 [.03]	DRAWING TITLE TRANSFORMER	PART NO. 750341283
6A	4/12	SEE REVISION SHEET FOR REVISION LEVEL	CONVENTION PLACEMENT	This drawing is dual dimensioned. Dimensions in brackets are in millimeters.	eiSos p/n: 750341283	compliant RoHS SPECIFICATION SHEET 1 OF 1