



---

# ANM003 - PRESSURE ALTIMETER USING ABSOLUTE PRESSURE SENSOR WSEN-PADS

---

Description	Order code
Sensor in Tape & reel (1000 pcs)	2511020213301
Sensor in Tape & reel (8000 pcs)	25110202133011
Sensor Eval-board	2511223013391

VERSION 1.1

MARCH 22, 2021

## Revision history

App note version	Notes	Date
1.0	<ul style="list-style-type: none"><li>• Initial release of the app note</li></ul>	May 2020
1.1	<ul style="list-style-type: none"><li>• Added Part number 25110202133011</li><li>• Updated formula (1) in Section 2</li></ul>	March 2021

## Abbreviations

Abbreviation	Description
ASIC	Application specific integrated circuit
I <sup>2</sup> C	Inter integrated circuit
GNSS	Global navigation satellite system
MEMS	Micro-electro-mechanical system
PCB	Printed circuit board

# Contents

<b>1</b>	<b>Introduction</b>	<b>4</b>
<b>2</b>	<b>Atmospheric pressure - Altitude variation</b>	<b>5</b>
2.1	Reference altitude is known . . . . .	6
2.2	Reference altitude is not known . . . . .	6
<b>3</b>	<b>WSEN-PADS as altimeter</b>	<b>7</b>
3.1	Measurement range and accuracy . . . . .	8
3.2	Relative accuracy . . . . .	9
<b>4</b>	<b>Altitude measurement with WSEN-PADS</b>	<b>10</b>
4.1	Indoor navigation and floor detection . . . . .	10
<b>5</b>	<b>Summary</b>	<b>13</b>
<b>6</b>	<b>Important notes</b>	<b>15</b>
6.1	General customer responsibility . . . . .	15
6.2	Customer responsibility related to specific, in particular safety-relevant applications . . . . .	15
6.3	Best care and attention . . . . .	15
6.4	Customer support for product specifications . . . . .	15
6.5	Product improvements . . . . .	16
6.6	Product life cycle . . . . .	16
6.7	Property rights . . . . .	16
6.8	General terms and conditions . . . . .	16
<b>7</b>	<b>Legal notice</b>	<b>17</b>
7.1	Exclusion of liability . . . . .	17
7.2	Suitability in customer applications . . . . .	17
7.3	Usage restriction . . . . .	17
<b>8</b>	<b>License terms for Würth Elektronik eiSos GmbH &amp; Co. KG sensor product software and source code</b>	<b>19</b>
8.1	Limited license . . . . .	19
8.2	Usage and obligations . . . . .	19
8.3	Ownership . . . . .	20
8.4	Disclaimer of warranty . . . . .	20
8.5	Limitation of liability . . . . .	20
8.6	Applicable law and jurisdiction . . . . .	20
8.7	Severability clause . . . . .	21
8.8	Miscellaneous . . . . .	21


# 1 Introduction

An altimeter is an instrument that measures the altitude above a fixed level. A number of different types of altimeters exist depending on the measuring principle. These include pressure altimeters, optical altimeters and radar altimeters. The pressure altimeters which measure the atmospheric pressure to infer the altitude, are most widely used device in altimetry.

With the development of MEMS technology, pressure sensors are getting smaller and becoming more affordable. MEMS based pressure sensors have gained popularity in recent years for their altimeter functionality. They are used in various industries for activities such as hiking, climbing, outdoor/indoor localization to enhance GNSS or location-based services, indoor navigation etc.

The absolute pressure sensor (Part nr: 2511020213301 & 25110202133011) from Würth Elektronik eiSos is a high precision MEMS based digital pressure sensor with an I<sup>2</sup>C digital interface to provide accurate atmospheric pressure data.

This document describes the altimeter functionality of the absolute pressure sensors from Würth Elektronik eiSos and how the built-in sensor features like filters, offset calibration, temperature compensation etc. help customers to implement the altimeter functionality with high accuracy.



## Typical applications of pressure altimeters

- Indoor navigation & floor detection
- Industrial drones
- GNSS enhancement for outdoor navigation
- Smart watches and fitness trackers

## 2 Atmospheric pressure - Altitude variation

Atmospheric pressure is the pressure generated by the weight of air surrounding the Earth. At low elevations, a square meter on the Earth's surface has greater weight above it than at higher altitudes. As elevation increases, there is less overlying atmospheric mass. So the atmospheric pressure decreases with increasing elevation, whereas atmospheric pressure increases with decreasing elevation. Measured from sea level, atmospheric pressure approximately changes at a rate of 0.125 mbar per meter. However, this is just an approximation, since the air is a compressible medium, there is a non-linear correlation between the atmospheric pressure and the altitude.

The barometric formula provides a correlation between the atmospheric pressure,  $P$  (Pa) and the altitude  $h$  (m).

$$P = P_0 \cdot \left(1 - \frac{L \cdot h}{T_0}\right)^{\frac{g \cdot M}{R_0 \cdot L}} \quad (1)$$

Where,

$L$	= 0.0065 K/m	Temperature lapse rate
$g$	= 9.80665 m/s <sup>2</sup>	Earth-surface gravitational acceleration
$M$	= 0.0289644 kg/mol	Molar mass of dry air
$R_0$	= 8.31432 $\frac{N \cdot m}{K \cdot mol}$	Universal gas constant

$P_0$  and  $T_0$  are zero altitude or sea level pressure and temperature respectively.  $h$  is the height/altitude in meters.

Lapse rate ( $L$ ) is the rate at which the temperature varies with the atmosphere. The troposphere (up to 11,000 m) has a linear temperature profile with the altitude. As an average, the International Civil Aviation Organization (ICAO) defines an international standard atmosphere (ISA) with a temperature lapse rate of 6.5 K/km [1], [2]. Hence, the temperature lapse rate as 0.0065 K/m in the troposphere is a good approximation. Rest of the parameters are constant as mentioned.

$$h[m] = \frac{T_0[K]}{0.0065[K/m]} \times \left[1 - \left(\frac{P}{P_0}\right)^{\frac{1}{5.256}}\right] \quad (2)$$



Mean sea level standard pressure is 101.325 kPa and sea level standard temperature is 288.15 K.

Considering mean sea level pressure and temperature, the formula can be simplified as,

$$h[m] = 44330.77 \times \left[1 - \left(\frac{P}{101.325}\right)^{\frac{1}{5.256}}\right] \quad (3)$$

Based on the equation, altitude-pressure relationship can be plotted as shown in the figure 1.

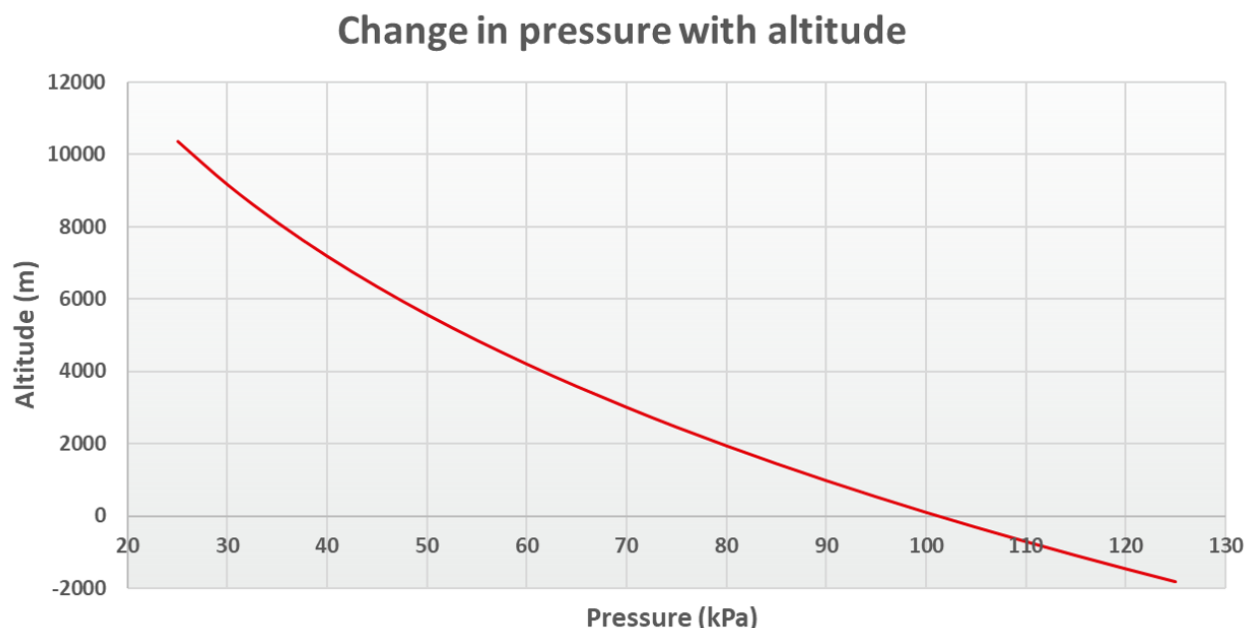


Figure 1: Altitude variation with atmospheric pressure

Co-relation between atmospheric pressure and altitude enables use of absolute pressure sensors as altimeters. A sensor that is calibrated for the whole range of altitude measurement and has capabilities to fix the offset errors can be effectively utilised as an altimeter.

Practically, the altitude of a point can be determined by the method described in the following sections. Used method varies depending on the conditions and available information.

## 2.1 Reference altitude is known

At a point 'x', whose geographical height/altitude ( $h_0$ ) is known, the existing pressure at this point can be determined. At a particular altitude  $h$  (above or below  $h_0$ ), pressure  $P$  is measured again and applied to the equation (3). Height relative to the point 'x' can be then determined with  $h-h_0$ .

## 2.2 Reference altitude is not known

In order to determine the reference altitude ( $h_0$ ), first the atmospheric pressure at this point is measured. Reference altitude can be determined from equation-3 by using mean sea level pressure and temperature. Calculated altitude is the absolute height at the point of measurement relative to the mean sea level. After ascent or decent, altitude  $h$  can be determined by measuring the atmospheric pressure again from equation (3). This way the relative height ( $h-h_0$ ) can be determined.

However, special weather conditions are not considered for this formula. Accuracy of the measurement depends on the weather conditions because the atmospheric pressure always changes with the weather. If weather changes during the ascent/decent, resulting relative altitude would be incorrect. In this case, it is recommended to constantly monitor the pressure at reference point  $h_0$ .

### 3 WSEN-PADS as altimeter

Atmospheric pressure and altitude relationship as shown in the figure 1 follows the equation (1). Atmospheric pressure is measured against the vacuum as a reference. As same reference is used in the absolute pressure sensors, they can also be used as altimeters.

WSEN-PADS is a MEMS based absolute pressure sensor that includes a sensing element, analog to digital converter, filters and digital interface that sends the digital pressure data to the host controller through I<sup>2</sup>C interface.

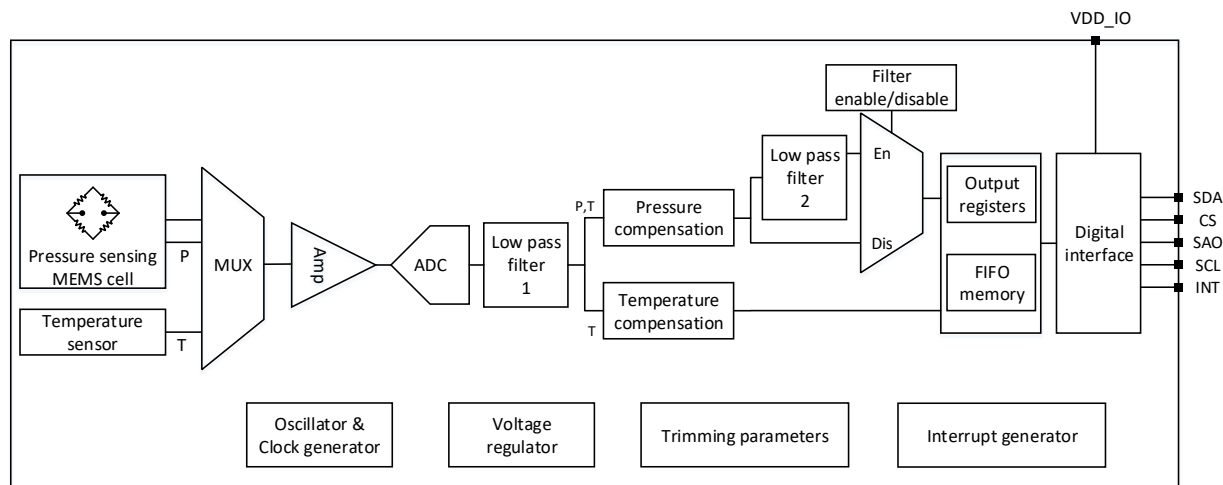


Figure 2: WSEN-PADS block diagram

MEMS based sensing element consists of piezo-resistors on thin Si-diaphragm connected in a Wheatstone bridge configuration. Upon deflection, it measures the applied pressure relative to the vacuum (zero-pressure) sealed inside the cavity of MEMS die during production. Difference between the external pressure and the vacuum causes diaphragm to deflect inward. This mechanical stress changes the bridge resistance and produces voltage proportional to the applied pressure.

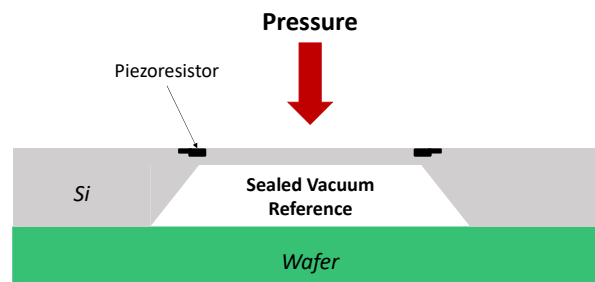


Figure 3: WSEN-PADS sensing element cross section

The ASIC performs amplification, calibration and digital conversion. The ASIC also performs temperature compensation for the measured pressure value through the on-chip temperature sensor. Finally, the digital pressure data can be read through I<sup>2</sup>C interface.

### 3.1 Measurement range and accuracy

Commercially available pressure altimeters have a range between -1000 to 9000 meters with a display resolution of tens of meters. Apart from the resolution, measurement accuracy is also an important factor. Lifetime of the battery depends on the current consumption and the update rate of the sensor.

The absolute pressure measurement range of WSEN-PADS is between 26 kPa and 126 kPa. This corresponds to the altitude range from -1877 meters (below sea level) to 10,109 m (above sea level).




Figure 4: Pressure at particular altitude

The absolute accuracy of the sensor as per the data sheet is  $\pm 100$  Pa which corresponds to approximately  $\pm 8$  meters in altitude. The absolute accuracy is the output deviation from an ideal transfer function over the operating pressure range. The piezo-resistive sensing element is also sensitive to temperature changes and causes offset errors during pressure measurement. Therefore, real-time temperature compensation of the measured pressure plays an important role in order to achieve high accuracy. WSEN-PADS performs the temperature compensation internally with the on-chip temperature sensor. Apart from this, absolute accuracy is affected by several offset errors which include mechanical stresses (soldering and mounting) or ageing. That's why, relative pressure accuracy is important during altitude measurements. Next section will provide more information on relative accuracy.

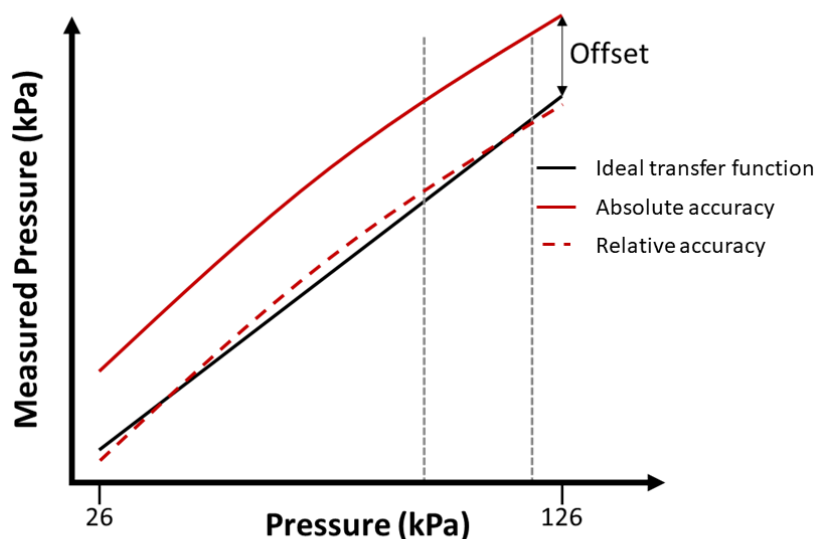


Figure 5: Absolute and relative accuracy

### 3.2 Relative accuracy

Relative accuracy is defined as the accuracy after removing the offset errors. In the built-in offset calibration registers of the sensor, users can write the correction values to eliminate the offset errors by performing one point calibration. The offset values can be calculated via a calibration device or through known atmospheric pressure at certain locations. As seen in the figure 5, the accuracy is improved due to relative pressure measurement and thus by minimizing the corresponding offset errors. Since the relative accuracy is not affected by the offset errors, it provides much higher altitude accuracy.

By implementing the relative pressure measurement in the altitude determination, further improvement in the accuracy can be achieved. In the practical measurement, a constant temperature and reduced pressure range needs to be considered.

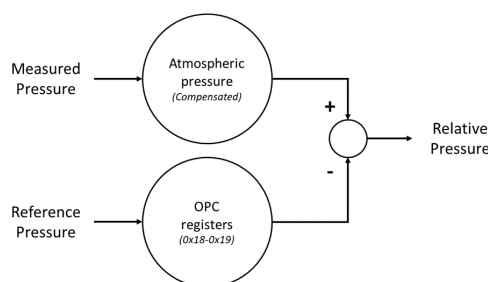


Figure 6: Relative pressure using built-in one point calibration registers

## 4 Altitude measurement with WSEN-PADS

Altitude is the vertical elevation of an object above a surface. Usually the altitude at a point is defined above the sea level (0 meter). Mean sea level pressure is 101.325 kPa relative to the vacuum (zero pressure reference).

As discussed previously, the atmospheric pressure changes with weather (temperature, wind, rain, clouds). This change will also affect the mean sea level pressure. Sea level is also not constant throughout the surface of the earth and hence the sea level pressure is also not the same everywhere. These factors cause errors and inaccuracies in the altitude measurement. Actual sea-level pressure and temperature must be obtained while calculating the altitude. These information is regularly published in local weather reports via radio, TV, internet or nearby airports.

$$h = \frac{T_0[K]}{0.0065[K/m]} \times \left[ 1 - \left( \frac{P}{P_0} \right)^{\frac{1}{5.256}} \right] \quad (4)$$

$P_0 = 101.325$  kPa (mean sea-level pressure at 15° C) and  $T_0 = 288.15$  K.

Initial pressure  $P_0$  can also be calculated by measuring the pressure  $P$  at a known altitude  $h_0$  and temperature ( $T_0$ ) of that point. This pressure value can then be used to determine the further altitude change with respect to the initial altitude  $h_0$ .

### 4.1 Indoor navigation and floor detection

WSEN-PADS can also be implemented in the indoor navigation. Typical RMS noise of 0.75 Pa corresponds to approximate 6-8 cm in relative height. This is the minimum change in pressure or altitude that can be reliably measured. This enables the use of sensors in floor detection as well as mezzanine detection.

Pressure and temperature at the initial point can be measured from the sensor. During the ascent or descent the change of pressure can be monitored to determine the current height ( $h$ ) from the equation (4).  $P_0$  and  $T_0$  are the pressure and temperature at the initial point with altitude  $h_0=0$ . In these measurements, the accuracy depends on the weather conditions and the barometric pressure at the initial/reference point. Changes in the barometric pressure during the ascent/descent should be considered during the height calculations. Optionally a second absolute pressure sensor can be placed at the initial/reference position that measures the real-time barometric pressure.

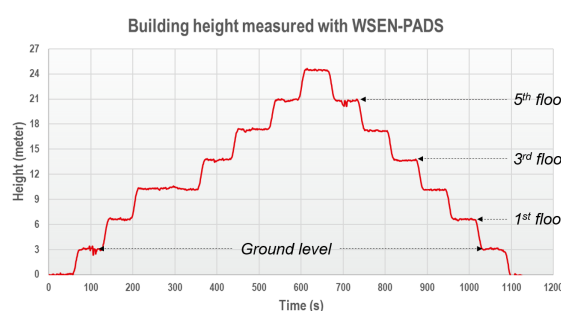


Figure 7: Building height measured with WSEN-PADS

In the figure 7, WSEN-PADS was used to measure the height of each floor of a 6 storey building with a basement. The sensor was placed in an elevator that stopped on each floor. As seen in the figure 7, height of each floor was calculated with help of the barometric formula. A constant reference temperature is assumed. As for a short period of time and relatively small altitude change, the temperature changes can be neglected.

WSEN-PADS has special features integrated that supports the altitude measurements. By using the AUTOREFP or AUTOZERO feature along side the noise reduction filter, very accurate relative height measurements are possible with WSEN-PADS. It is also possible to use the calibration registers (0x18 - 0x19) in order to remove the offset errors due to residual stress after the reflow solder.

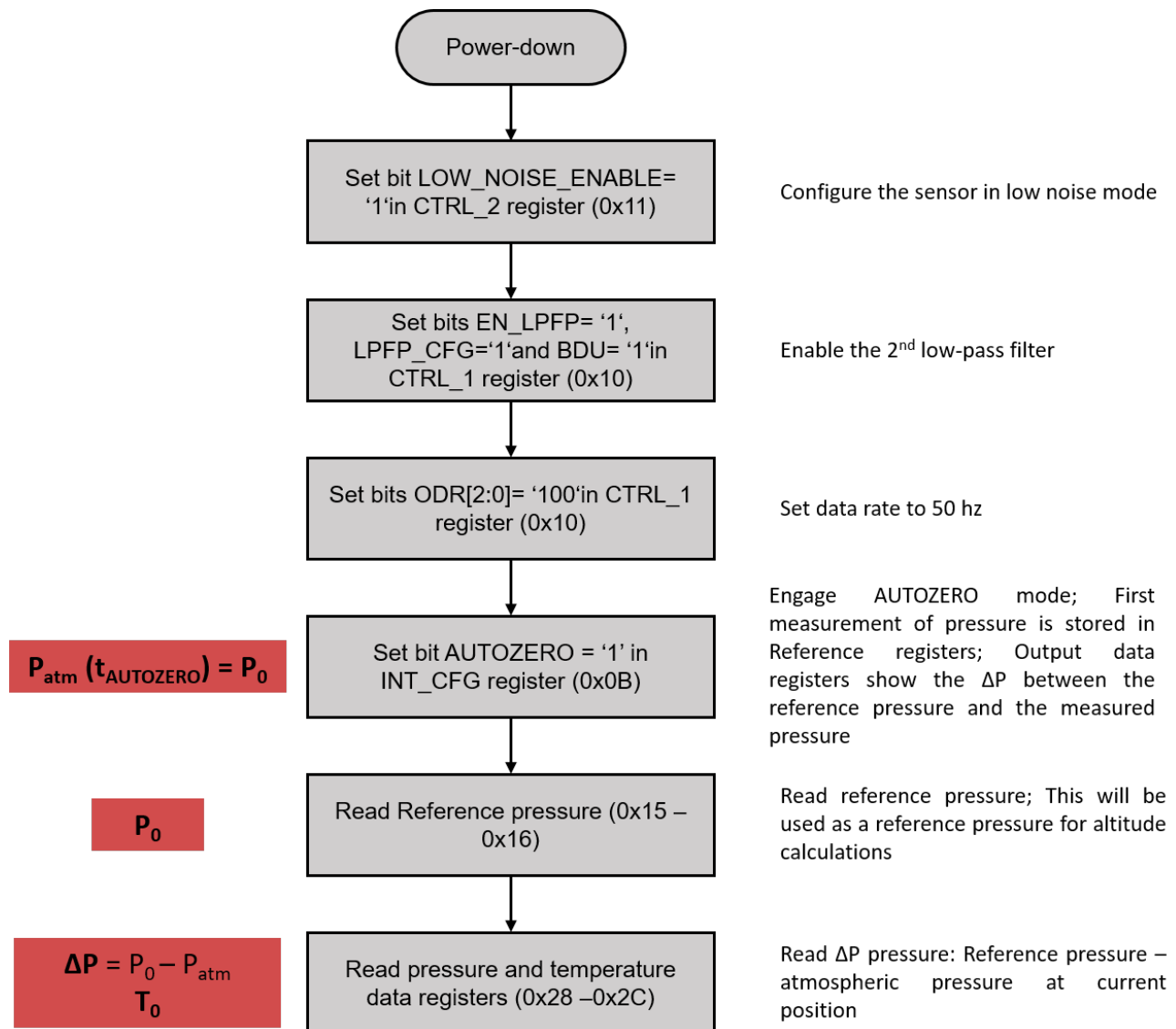


Figure 8: Building height measured with WSEN-PADS



For detailed information about the AUTOREFP/AUTOZERO function and how it can be implemented, please refer to the user manual of WSEN-PADS (Part nr. 2511020213301).

When the built-in AUTOZERO feature is engaged, first instantaneous measurement of pressure is stored in the reference pressure registers. Output data register show the relative pressure which is the pressure difference between the stored reference pressure. The relative height can be measured with the following equation (5)

$$h = \frac{T_0[K]}{0.0065[K/m]} \times \left[ 1 - \left( \frac{\Delta P + P_0}{P_0} \right)^{\frac{1}{5.256}} \right] \quad (5)$$

Similarly, AUTOREFP function can also be used to determine the altitude. When the AUTOREFP feature is engaged, first measurement of pressure is stored in the reference pressure registers. Current temperature and atmospheric pressure can be read via output data registers. Current atmospheric pressure can be used to determine the relative height with respect to the point where the reference pressure was obtained.

## 5 Summary

Altitude can be accurately determined by measuring the atmospheric pressure. The weather changes constantly and could have a large effect on the end application or whole system. A sensor with built-in functionalities and on chip offset compensation helps in eliminating the inaccuracies caused by such changes. WSEN-PADS has integrated calibration algorithms and data logging features. Multiple selectable data rates, user defined interrupt and noise reducing filter settings of the sensor enables highly accurate pressure and altitude measurements.

This application note provided a brief idea about how absolute pressure sensors can be used to measure the altitude above sea level as well as relative height above a fixed point. Various applications such as floor detection for window-washers or construction workers, weather stations and GNSS accuracy enhancement etc. can benefit from these features and functionality.

## References

- [1] International Organization for Standardization; *Standard Atmosphere*; 1975; ISO 2533:1975.
- [2] Manual of the ICAO Standard Atmosphere (extended to 80 kilometres) (3rd edition); *International Civil Aviation Organization*; 1993; ISBN 978-92-9194-004-2. Doc 7488-CD.

## 6 Important notes

The following conditions apply to all goods within the sensors product range of Würth Elektronik eiSos GmbH & Co. KG:

### 6.1 General customer responsibility

Some goods within the product range of Würth Elektronik eiSos GmbH & Co. KG contain statements regarding general suitability for certain application areas. These statements about suitability are based on our knowledge and experience of typical requirements concerning the areas, serve as general guidance and cannot be estimated as binding statements about the suitability for a customer application. The responsibility for the applicability and use in a particular customer design is always solely within the authority of the customer. Due to this fact, it is up to the customer to evaluate, where appropriate to investigate and to decide whether the device with the specific product characteristics described in the product specification is valid and suitable for the respective customer application or not. Accordingly, the customer is cautioned to verify that the documentation is current before placing orders.

### 6.2 Customer responsibility related to specific, in particular safety-relevant applications

It has to be clearly pointed out that the possibility of a malfunction of electronic components or failure before the end of the usual lifetime cannot be completely eliminated in the current state of the art, even if the products are operated within the range of the specifications. The same statement is valid for all software and software parts contained in or used with or for products in the sensor product range of Würth Elektronik eiSos GmbH & Co. KG. In certain customer applications requiring a high level of safety and especially in customer applications in which the malfunction or failure of an electronic component could endanger human life or health, it must be ensured by most advanced technological aid of suitable design of the customer application that no injury or damage is caused to third parties in the event of malfunction or failure of an electronic component.

### 6.3 Best care and attention

Any product-specific data sheets, manuals, application notes, PCN's, warnings and cautions must be strictly observed in the most recent versions and matching to the products revisions. This documents can be downloaded from the product specific sections on the wireless connectivity and sensors homepage.

### 6.4 Customer support for product specifications

Some products within the product range may contain substances, which are subject to restrictions in certain jurisdictions in order to serve specific technical requirements. Necessary information is available on request. In this case, the field sales engineer or the internal sales person in charge should be contacted who will be happy to support in this matter.

## 6.5 Product improvements

Due to constant product improvement, product specifications may change from time to time. As a standard reporting procedure of the Product Change Notification (PCN) according to the JEDEC-Standard, we inform about major changes. In case of further queries regarding the PCN, the field sales engineer, the internal sales person or the technical support team in charge should be contacted. The basic responsibility of the customer as per section 6.1 and 6.2 remains unaffected.

The sensor driver software "Sensor SDK" and its source codes are not subject to the Product Change Notification information process.

## 6.6 Product life cycle

Due to technical progress and economical evaluation we also reserve the right to discontinue production and delivery of products. As a standard reporting procedure of the Product Termination Notification (PTN) according to the JEDEC-Standard we will inform at an early stage about inevitable product discontinuance. According to this, we cannot ensure that all products within our product range will always be available. Therefore, it needs to be verified with the field sales engineer or the internal sales person in charge about the current product availability expectancy before or when the product for application design-in disposal is considered. The approach named above does not apply in the case of individual agreements deviating from the foregoing for customer-specific products.

## 6.7 Property rights

All the rights for contractual products produced by Würth Elektronik eiSos GmbH & Co. KG on the basis of ideas, development contracts as well as models or templates that are subject to copyright, patent or commercial protection supplied to the customer will remain with Würth Elektronik eiSos GmbH & Co. KG. Würth Elektronik eiSos GmbH & Co. KG does not warrant or represent that any license, either expressed or implied, is granted under any patent right, copyright, mask work right, or other intellectual property right relating to any combination, application, or process in which Würth Elektronik eiSos GmbH & Co. KG components or services are used.

## 6.8 General terms and conditions

Unless otherwise agreed in individual contracts, all orders are subject to the current version of the "General Terms and Conditions of Würth Elektronik eiSos Group", last version available at [www.we-online.com](http://www.we-online.com).

## 7 Legal notice

### 7.1 Exclusion of liability

Würth Elektronik eiSos GmbH & Co. KG considers the information in this document to be correct at the time of publication. However, Würth Elektronik eiSos GmbH & Co. KG reserves the right to modify the information such as technical specifications or functions of its products or discontinue the production of these products or the support of one of these products without any written announcement or notification to customers. The customer must make sure that the information used corresponds to the latest published information. Würth Elektronik eiSos GmbH & Co. KG does not assume any liability for the use of its products. Würth Elektronik eiSos GmbH & Co. KG does not grant licenses for its patent rights or for any other of its intellectual property rights or third-party rights.

Notwithstanding anything above, Würth Elektronik eiSos GmbH & Co. KG makes no representations and/or warranties of any kind for the provided information related to their accuracy, correctness, completeness, usage of the products and/or usability for customer applications. Information published by Würth Elektronik eiSos GmbH & Co. KG regarding third-party products or services does not constitute a license to use such products or services or a warranty or endorsement thereof.

### 7.2 Suitability in customer applications

The customer bears the responsibility for compliance of systems or units, in which Würth Elektronik eiSos GmbH & Co. KG products are integrated, with applicable legal regulations. Customer acknowledges and agrees that it is solely responsible for compliance with all legal, regulatory and safety-related requirements concerning its products, and any use of Würth Elektronik eiSos GmbH & Co. KG components in its applications, notwithstanding any applications-related information or support that may be provided by Würth Elektronik eiSos GmbH & Co. KG. Customer represents and agrees that it has all the necessary expertise to create and implement safeguards which anticipate dangerous consequences of failures, monitor failures and their consequences lessen the likelihood of failures that might cause harm and take appropriate remedial actions. The customer will fully indemnify Würth Elektronik eiSos GmbH & Co. KG and its representatives against any damages arising out of the use of any Würth Elektronik eiSos GmbH & Co. KG components in safety-critical applications.

### 7.3 Usage restriction

Würth Elektronik eiSos GmbH & Co. KG products have been designed and developed for usage in general electronic equipment only. This product is not authorized for use in equipment where a higher safety standard and reliability standard is especially required or where a failure of the product is reasonably expected to cause severe personal injury or death, unless the parties have executed an agreement specifically governing such use. Moreover, Würth Elektronik eiSos GmbH & Co. KG products are neither designed nor intended for use in areas such as military, aerospace, aviation, nuclear control, submarine, transportation (automotive control, train control, ship control), transportation signal, disaster prevention, medical, public information network etc. Würth Elektronik eiSos GmbH & Co. KG must be

informed about the intent of such usage before the design-in stage. In addition, sufficient reliability evaluation checks for safety must be performed on every electronic component, which is used in electrical circuits that require high safety and reliability function or performance. By using Würth Elektronik eiSos GmbH & Co. KG products, the customer agrees to these terms and conditions.

## 8 License terms for Würth Elektronik eiSos GmbH & Co. KG sensor product software and source code

This License terms will take effect upon the purchase and usage of the Würth Elektronik eiSos GmbH & Co. KG sensor products. You hereby agree that this license terms are applicable to the product and the incorporated software, firmware and source codes (collectively, "Software") made available by Würth Elektronik eiSos in any form, including but not limited to binary, executable or source code form.

The software included in any Würth Elektronik eiSos sensor product is purchased to you on the condition that you accept the terms and conditions of this license terms. You agree to comply with all provisions under this license terms.

### 8.1 Limited license

Würth Elektronik eiSos hereby grants you a limited, non-exclusive, non-transferable and royalty-free license to use the software and under the conditions that will be set forth in this license terms. You are free to use the provided software only in connection with one of the products from Würth Elektronik eiSos to the extent described in this license terms.

You are entitled to change or alter the source code for the sole purpose of creating an application embedding the Würth Elektronik eiSos sensor product. The transfer of the source code to third parties is allowed to the sole extent that the source code is used by such third parties in connection with our product or another hardware provided by Würth Elektronik eiSos under strict adherence of this license terms. Würth Elektronik eiSos will not assume any liability for the usage of the incorporated software and the source code.

You are not entitled to transfer the source code in any form to third parties without prior written consent of Würth Elektronik eiSos.

You are not allowed to reproduce, translate, reverse engineer, decompile, disassemble or create derivative works of the incorporated software and the source code in whole or in part. No more extensive rights to use and exploit the products are granted to you.

### 8.2 Usage and obligations

The responsibility for the applicability and use of the Würth Elektronik eiSos sensor product with the incorporated software in a particular customer design is always solely within the authority of the customer. Due to this fact, it is up to you to evaluate and investigate, where appropriate, and to decide whether the device with the specific product characteristics described in the product specification is valid and suitable for your respective application or not.

You are responsible for using the Würth Elektronik eiSos sensor product with the incorporated software in compliance with all applicable product liability and product safety laws. You acknowledge to minimize the risk of loss and harm to individuals and bear the risk for failure leading to personal injury or death due to your usage of the product.

Würth Elektronik eiSos' products are not authorized for use in safety-critical applications, or where a failure of the product is reasonably expected to cause severe personal injury or death. Moreover, Würth Elektronik eiSos' products are neither designed nor intended for

use in areas such as military, aerospace, aviation, nuclear control, submarine, transportation (automotive control, train control, ship control), transportation signal, disaster prevention, medical, public information network etc. You shall inform Würth Elektronik eiSos about the intent of such usage before design-in stage. In certain customer applications requiring a very high level of safety and in which the malfunction or failure of an electronic component could endanger human life or health, you must ensure to have all necessary expertise in the safety and regulatory ramifications of your applications. You acknowledge and agree that you are solely responsible for all legal, regulatory and safety-related requirements concerning your products and any use of Würth Elektronik eiSos' products in such safety-critical applications, notwithstanding any applications-related information or support that may be provided by Würth Elektronik eiSos. YOU SHALL INDEMNIFY WÜRTH ELEKTRONIK EISOS AGAINST ANY DAMAGES ARISING OUT OF THE USE OF WÜRTH ELEKTRONIK EISOS' PRODUCTS IN SUCH SAFETY-CRITICAL APPLICATIONS.

### 8.3 Ownership

The incorporated Software created by Würth Elektronik eiSos is and will remain the exclusive property of Würth Elektronik eiSos.

### 8.4 Disclaimer of warranty

THE SOFTWARE AND IT'S SOURCE CODE IS PROVIDED "AS IS". YOU ACKNOWLEDGE THAT WÜRTH ELEKTRONIK EISOS MAKES NO REPRESENTATIONS AND WARRANTIES OF ANY KIND RELATED TO, BUT NOT LIMITED TO THE NON-INFRINGEMENT OF THIRD PARTIES' INTELLECTUAL PROPERTY RIGHTS OR THE MERCHANTABILITY OR FITNESS FOR YOUR INTENDED PURPOSE OR USAGE. WÜRTH ELEKTRONIK EISOS DOES NOT WARRANT OR REPRESENT THAT ANY LICENSE, EITHER EXPRESS OR IMPLIED, IS GRANTED UNDER ANY PATENT RIGHT, COPYRIGHT, MASK WORK RIGHT, OR OTHER INTELLECTUAL PROPERTY RIGHT RELATING TO ANY COMBINATION, MACHINE, OR PROCESS IN WHICH THE WÜRTH ELEKTRONIK EISOS' PRODUCT WITH THE INCORPORATED SOFTWARE IS USED. INFORMATION PUBLISHED BY WÜRTH ELEKTRONIK EISOS REGARDING THIRD-PARTY PRODUCTS OR SERVICES DOES NOT CONSTITUTE A LICENSE FROM WÜRTH ELEKTRONIK EISOS TO USE SUCH PRODUCTS OR SERVICES OR A WARRANTY OR ENDORSEMENT THEREOF.

### 8.5 Limitation of liability

Any liability not expressly provided by Würth Elektronik eiSos shall be disclaimed. You agree to hold us harmless from any third-party claims related to your usage of the Würth Elektronik eiSos' products with the incorporated software and source code. Würth Elektronik eiSos disclaims any liability for any alteration, development created by you or your customers as well as for any combination with other products.

### 8.6 Applicable law and jurisdiction

Applicable law to this license terms shall be the laws of the Federal Republic of Germany. Any dispute, claim or controversy arising out of or relating to this license terms shall be

resolved and finally settled by the court competent for the location of Würth Elektronik eiSos registered office.

## 8.7 Severability clause

If a provision of this license terms are or becomes invalid, unenforceable or null and void, this shall not affect the remaining provisions of the terms. The parties shall replace any such provisions with new valid provisions that most closely approximate the purpose of the terms.

## 8.8 Miscellaneous

Würth Elektronik eiSos reserves the right at any time to change this terms at its own discretion. It is your responsibility to check at Würth Elektronik eiSos homepage for any updates. Your continued usage of the products will be deemed as the acceptance of the change.

We recommend you to be updated about the status of new software, which is available on our website or in our data sheet, and to implement new software in your device where appropriate.

By ordering a sensor product, you accept this license terms in all terms.

## List of Figures

1	Altitude variation with atmospheric pressure . . . . .	6
2	WSEN-PADS block diagram . . . . .	7
3	WSEN-PADS sensing element cross section . . . . .	7
4	Pressure at particular altitude . . . . .	8
5	Absolute and relative accuracy . . . . .	9
6	Relative pressure using built-in one point calibration registers . . . . .	9
7	Building height measured with WSEN-PADS . . . . .	10
8	Building height measured with WSEN-PADS . . . . .	11

## References

- [1] International Organization for Standardization; *Standard Atmosphere*; 1975; ISO 2533:1975.
- [2] Manual of the ICAO Standard Atmosphere (extended to 80 kilometres) (3rd edition); *International Civil Aviation Organization*; 1993; ISBN 978-92-9194-004-2. Doc 7488-CD.



# more than you expect



**Internet  
of Things**



**Monitoring  
& Control**



**Automated Meter  
Reading**

**Contact:**

Würth Elektronik eiSos GmbH & Co. KG  
Division Wireless Connectivity & Sensors

Max-Eyth-Straße 1  
74638 Waldenburg  
Germany

Tel.: +49 651 99355-0  
Fax.: +49 651 99355-69  
[www.we-online.com/wireless-connectivity](http://www.we-online.com/wireless-connectivity)

